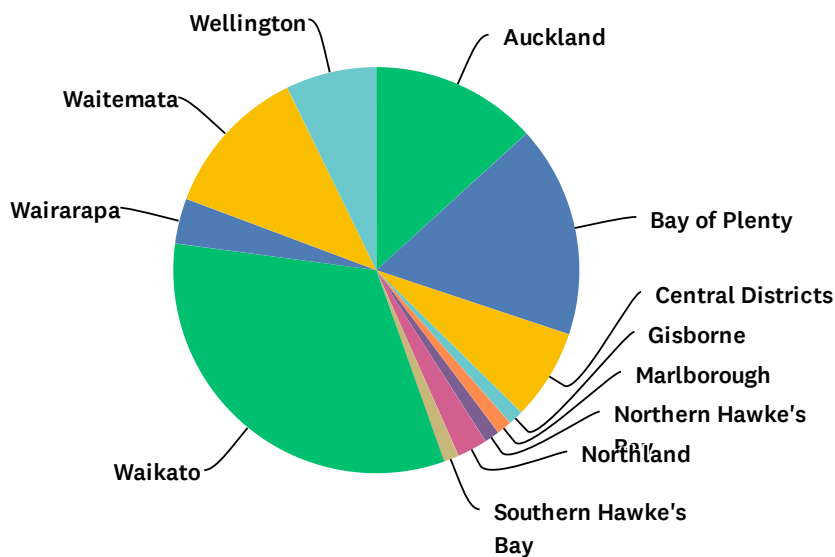


# Q1 Your ESNZ Area

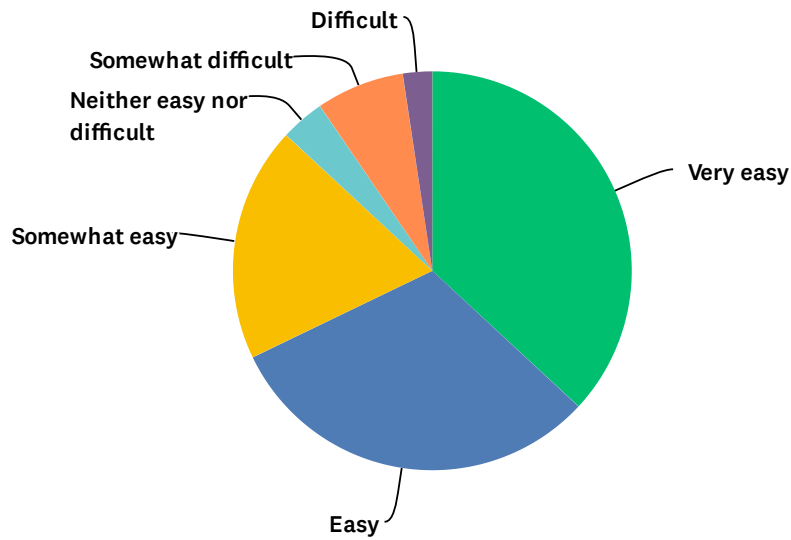
Answered: 83 Skipped: 1



ANSWER CHOICES	RESPONSES	
Auckland	13.25%	11
Bay of Plenty	16.87%	14
Central Districts	7.23%	6
Gisborne	1.20%	1
Marlborough	1.20%	1
Northern Hawke's Bay	1.20%	1
Northland	2.41%	2
Southern Hawke's Bay	1.20%	1
Taihape	0.00%	0
Taranaki	0.00%	0
Waikato	32.53%	27
Wairarapa	3.61%	3
Waitemata	12.05%	10
Wellington	7.23%	6
<b>TOTAL</b>		<b>83</b>

## Q2 Ease of understanding the schedule and event conditions

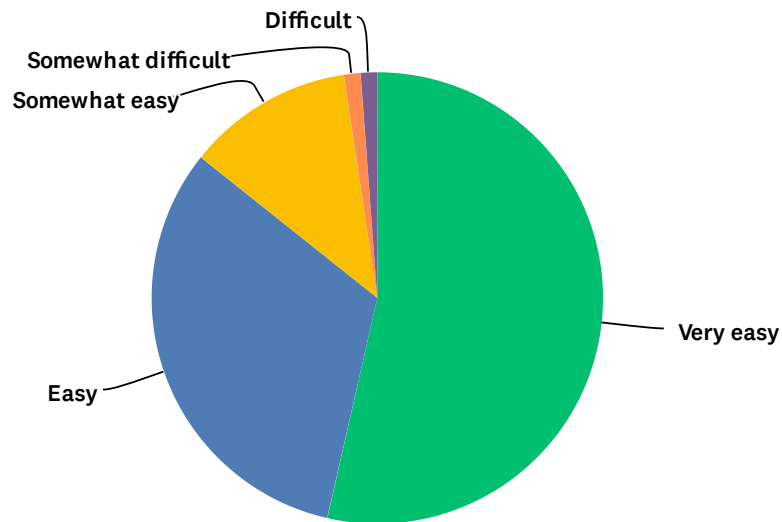
Answered: 84 Skipped: 0



ANSWER CHOICES	RESPONSES	Count
Very easy	36.90%	31
Easy	30.95%	26
Somewhat easy	19.05%	16
Neither easy nor difficult	3.57%	3
Somewhat difficult	7.14%	6
Difficult	2.38%	2
Very difficult	0.00%	0
TOTAL		84

## Q3 Ease of entering on Equestrian Entries

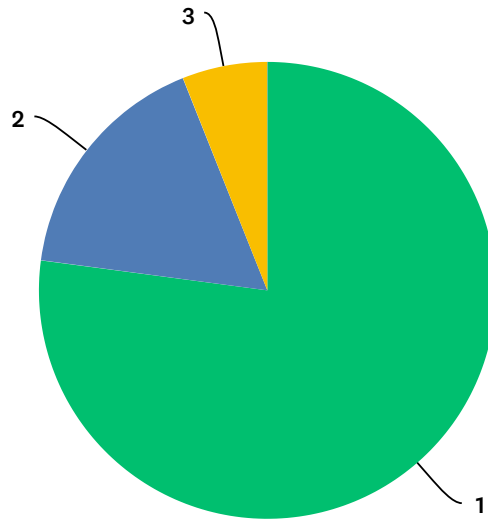
Answered: 84 Skipped: 0



ANSWER CHOICES	RESPONSES	
Very easy	53.57%	45
Easy	32.14%	27
Somewhat easy	11.90%	10
Neither easy nor difficult	0.00%	0
Somewhat difficult	1.19%	1
Difficult	1.19%	1
Very difficult	0.00%	0
<b>TOTAL</b>		<b>84</b>

## Q4 Number of horses entered

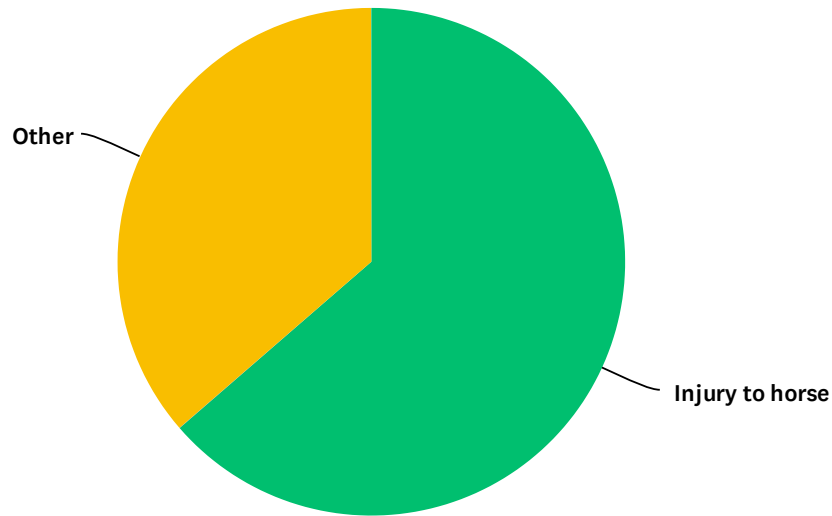
Answered: 83 Skipped: 1



ANSWER CHOICES	RESPONSES	
1	77.11%	64
2	16.87%	14
3	6.02%	5
4	0.00%	0
5	0.00%	0
TOTAL		83

## Q5 If you had to withdraw any horses after entering please specify reason

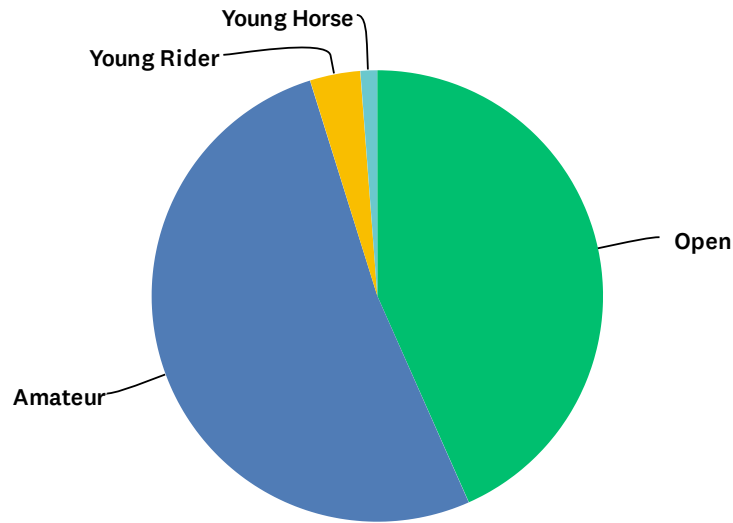
Answered: 11 Skipped: 73



ANSWER CHOICES	RESPONSES	
Injury to horse	63.64%	7
Injury to athlete	0.00%	0
Other	36.36%	4
TOTAL		11

## Q6 Section Entered

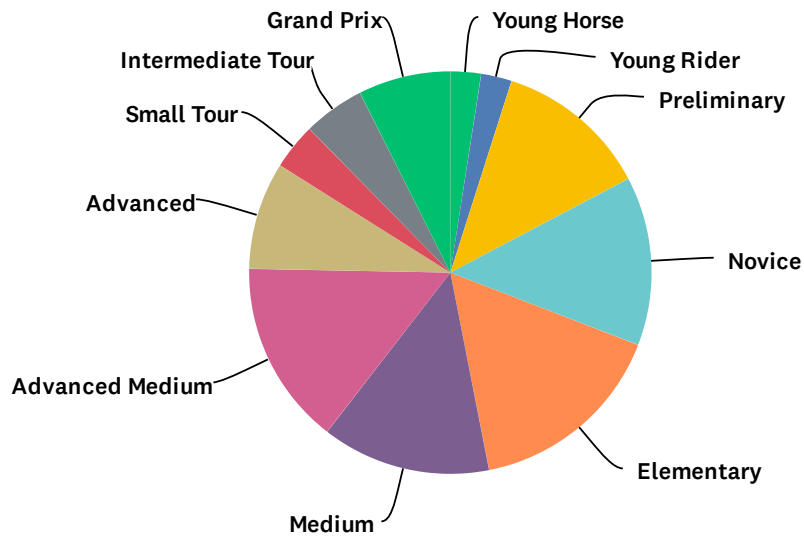
Answered: 83 Skipped: 1



ANSWER CHOICES	RESPONSES	
Open	43.37%	36
Amateur	51.81%	43
Young Rider	3.61%	3
Young Horse	1.20%	1
TOTAL		83

## Q7 Please choose the grade or Grades you entered

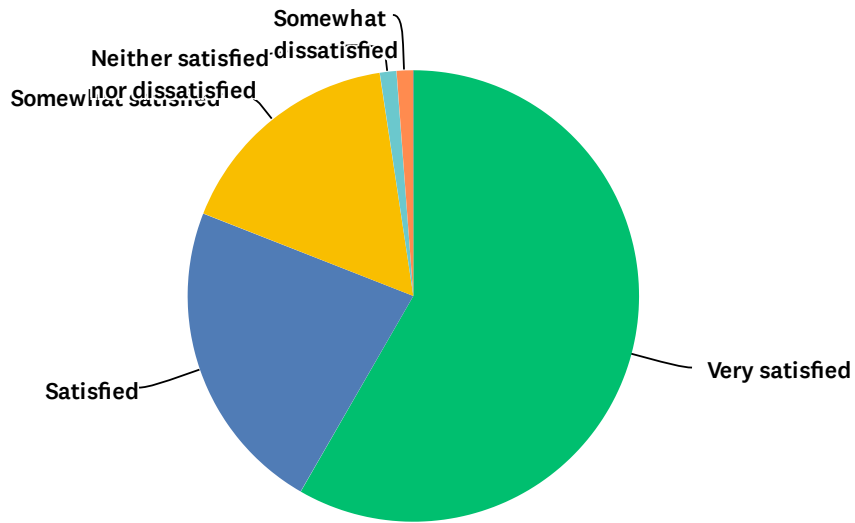
Answered: 81 Skipped: 3



ANSWER CHOICES	RESPONSES	
Young Horse	2.47%	2
Young Rider	2.47%	2
Preliminary	12.35%	10
Novice	13.58%	11
Elementary	16.05%	13
Medium	13.58%	11
Advanced Medium	14.81%	12
Advanced	8.64%	7
Small Tour	3.70%	3
Intermediate Tour	4.94%	4
Grand Prix	7.41%	6
TOTAL		81

### Q8 I was satisfied with the classes offered for my horse level

Answered: 84 Skipped: 0

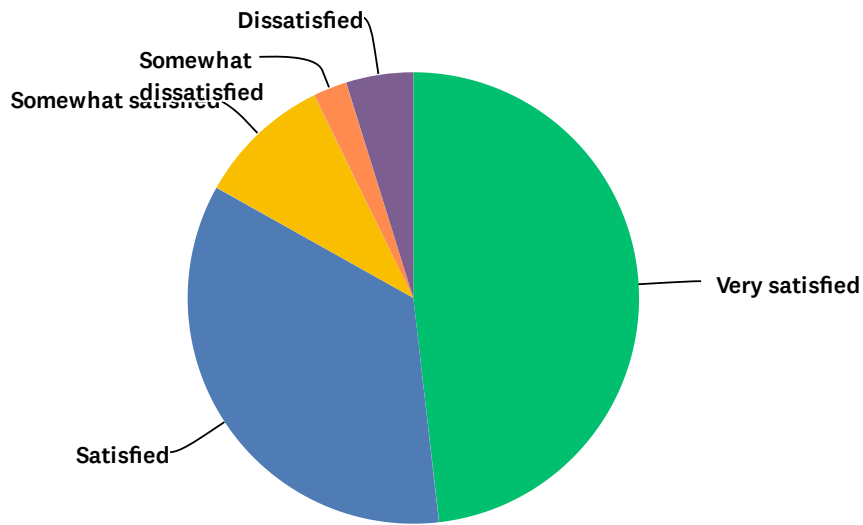


ANSWER CHOICES	RESPONSES	
Very satisfied	58.33%	49
Satisfied	22.62%	19
Somewhat satisfied	16.67%	14
Neither satisfied nor dissatisfied	1.19%	1
Somewhat dissatisfied	1.19%	1
Dissatisfied	0.00%	0
Very dissatisfied	0.00%	0
<b>TOTAL</b>		<b>84</b>



## Q9 I was satisfied with the scheduling of the classes for my horse

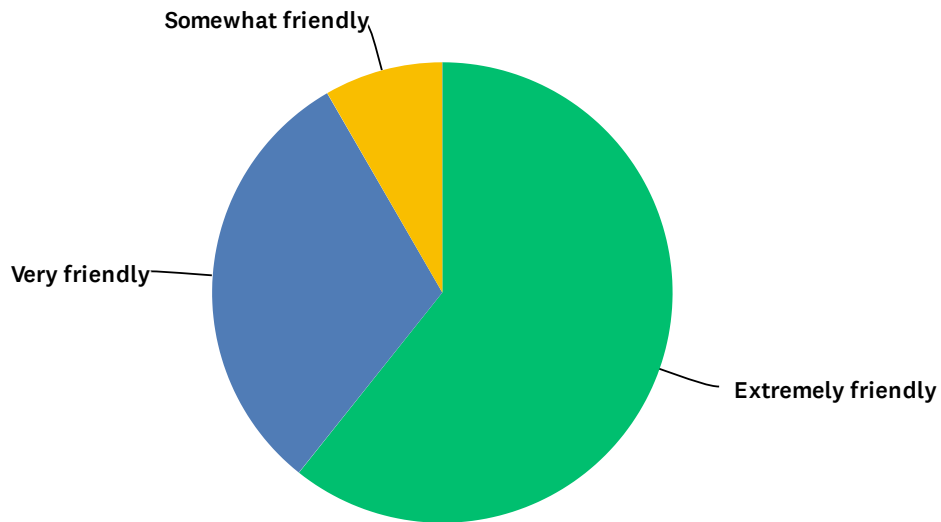
Answered: 83 Skipped: 1



ANSWER CHOICES	RESPONSES	
Very satisfied	48.19%	40
Satisfied	34.94%	29
Somewhat satisfied	9.64%	8
Neither satisfied nor dissatisfied	0.00%	0
Somewhat dissatisfied	2.41%	2
Dissatisfied	4.82%	4
Very dissatisfied	0.00%	0
<b>TOTAL</b>		<b>83</b>

## Q10 I was made to feel welcome at the event by the organisers

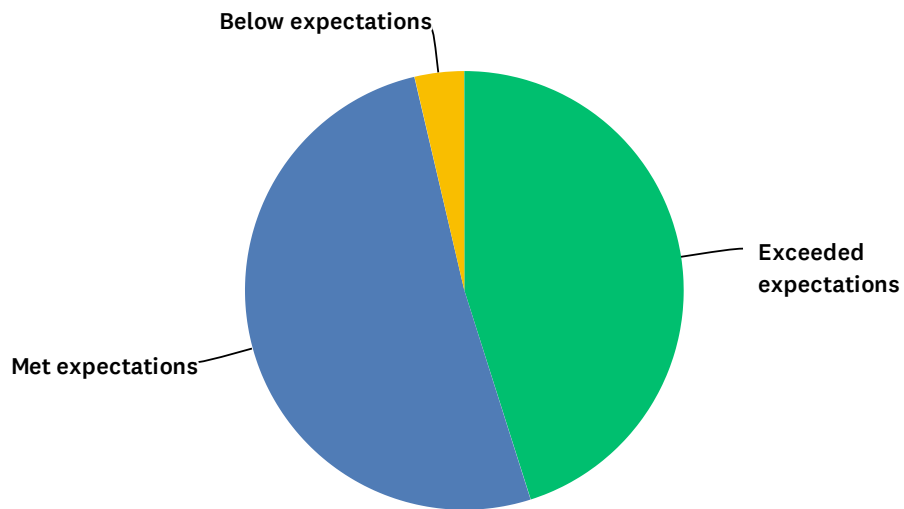
Answered: 84 Skipped: 0



ANSWER CHOICES	RESPONSES	
Extremely friendly	60.71%	51
Very friendly	30.95%	26
Somewhat friendly	8.33%	7
Not so friendly	0.00%	0
Not at all friendly	0.00%	0
TOTAL		84

## Q11 The event organisation was efficient

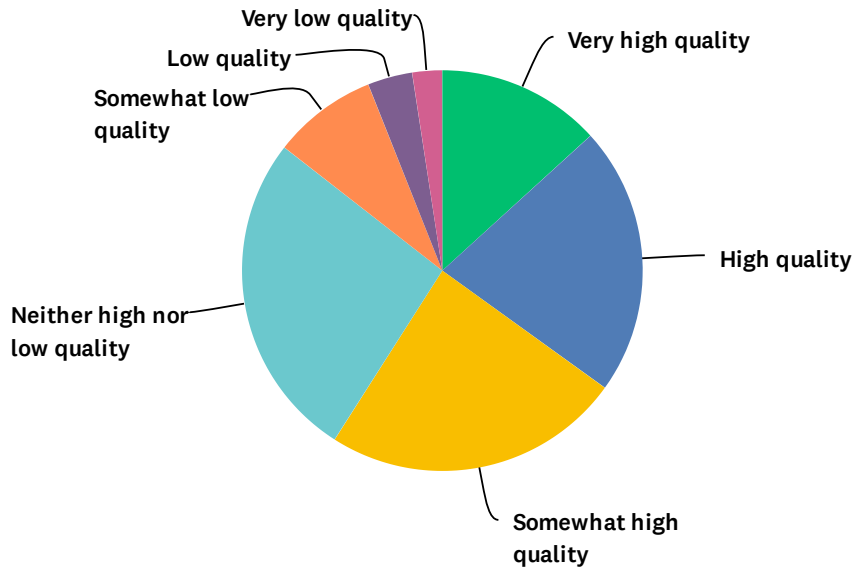
Answered: 82 Skipped: 2



ANSWER CHOICES	RESPONSES	
Exceeded expectations	45.12%	37
Met expectations	51.22%	42
Below expectations	3.66%	3
TOTAL		82

## Q12 Quality of Stabling & Yarding

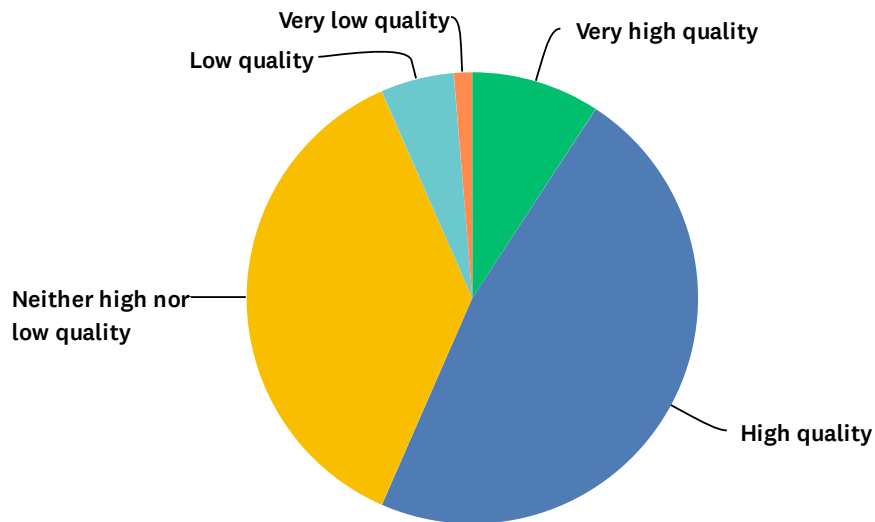
Answered: 83 Skipped: 1



ANSWER CHOICES	RESPONSES	
Very high quality	13.25%	11
High quality	21.69%	18
Somewhat high quality	24.10%	20
Neither high nor low quality	26.51%	22
Somewhat low quality	8.43%	7
Low quality	3.61%	3
Very low quality	2.41%	2
<b>TOTAL</b>		<b>83</b>

## Q13 Quality of Food vendors

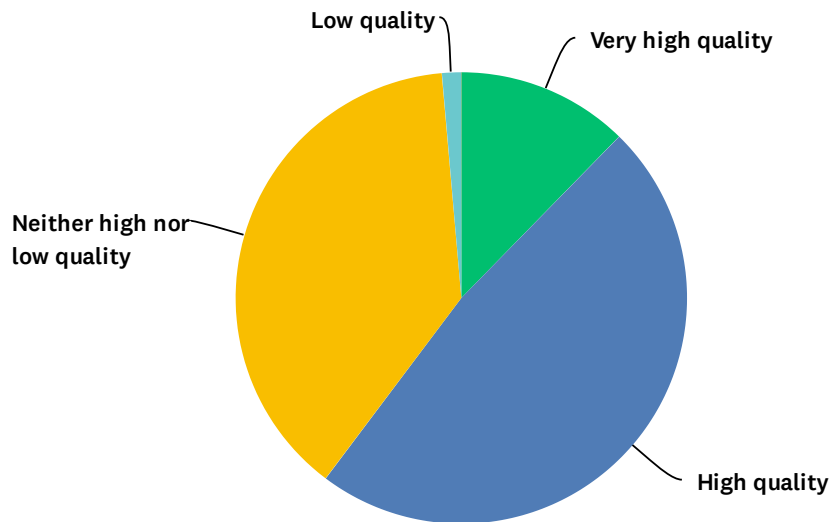
Answered: 76 Skipped: 8



ANSWER CHOICES	RESPONSES	
Very high quality	9.21%	7
High quality	47.37%	36
Neither high nor low quality	36.84%	28
Low quality	5.26%	4
Very low quality	1.32%	1
TOTAL		76

## Q14 Quality of social functions

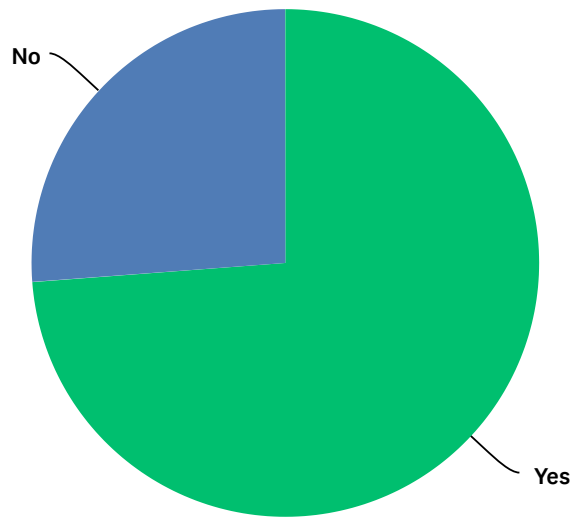
Answered: 73 Skipped: 11



ANSWER CHOICES	RESPONSES	
Very high quality	12.33%	9
High quality	47.95%	35
Neither high nor low quality	38.36%	28
Low quality	1.37%	1
Very low quality	0.00%	0
TOTAL		73

### Q15 Prize Money. I prefer lower or no prize money and lower entry fees

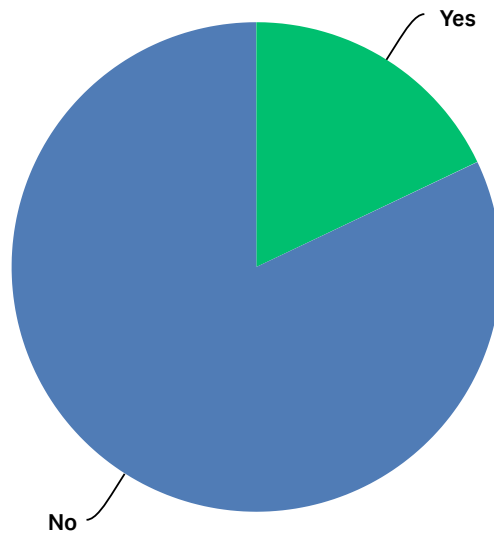
Answered: 84 Skipped: 0



ANSWER CHOICES	RESPONSES	
Yes	73.81%	62
No	26.19%	22
TOTAL		84

## Q16 I support higher entry fees and higher Prize Money

Answered: 78 Skipped: 6

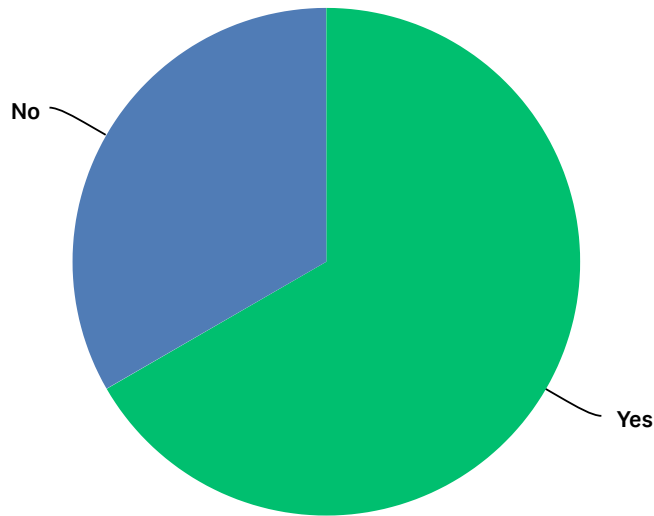


ANSWER CHOICES	RESPONSES	
Yes	17.95%	14
No	82.05%	64
TOTAL		78



## Q17 I support the concept of Championship prize money paid for overall championship rankings

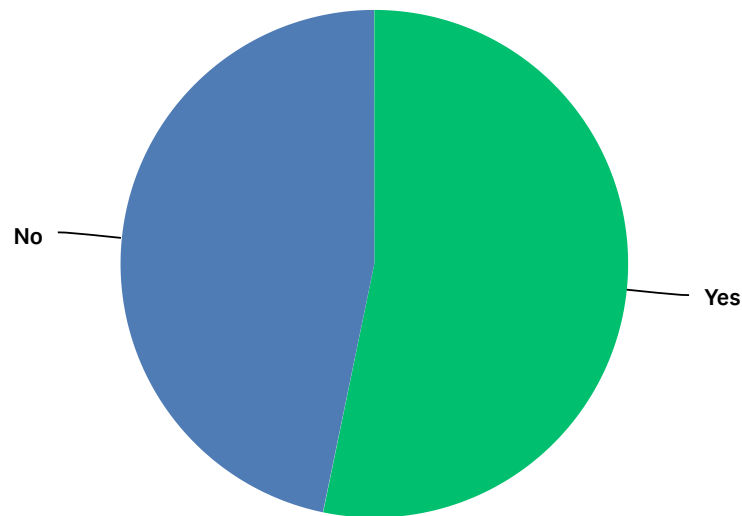
Answered: 81 Skipped: 3



ANSWER CHOICES	RESPONSES	
Yes	66.67%	54
No	33.33%	27
TOTAL		81

## Q18 I support a CDI being introduced back into the schedule when possible even if it means entry fees are higher for all riders

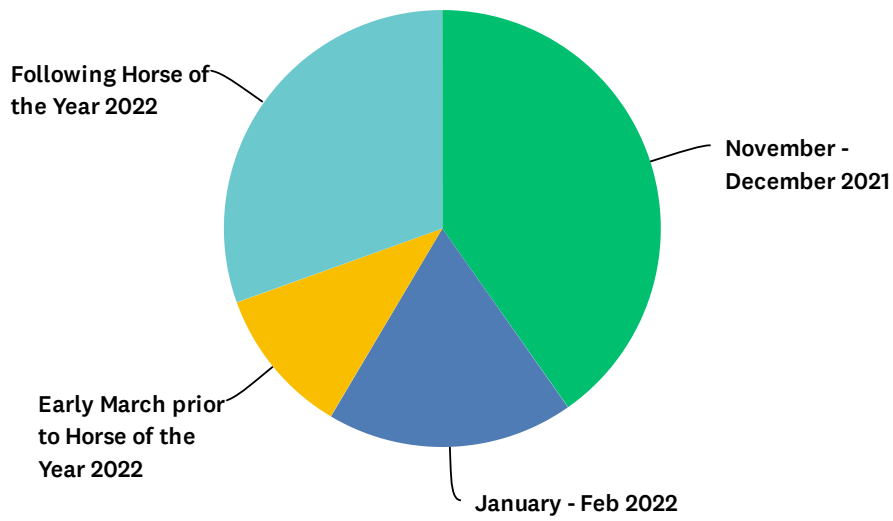
Answered: 77 Skipped: 7



ANSWER CHOICES	RESPONSES	
Yes	53.25%	41
No	46.75%	36
TOTAL		77

### Q19 Preferred timing for next Championships

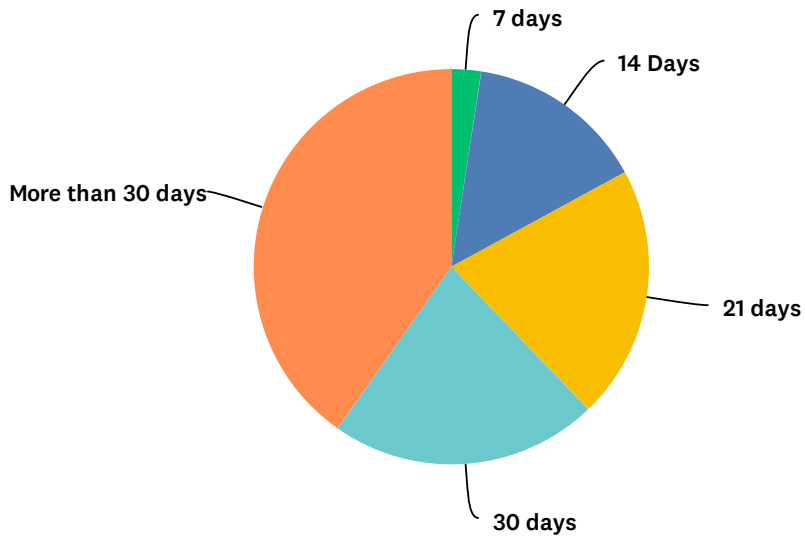
Answered: 82 Skipped: 2



ANSWER CHOICES	RESPONSES	
November - December 2021	40.24%	33
January - Feb 2022	18.29%	15
Early March prior to Horse of the Year 2022	10.98%	9
Following Horse of the Year 2022	30.49%	25
<b>TOTAL</b>		<b>82</b>

## Q20 What is your preferred time frame between Dressage Nationals & Horse of the Year Show

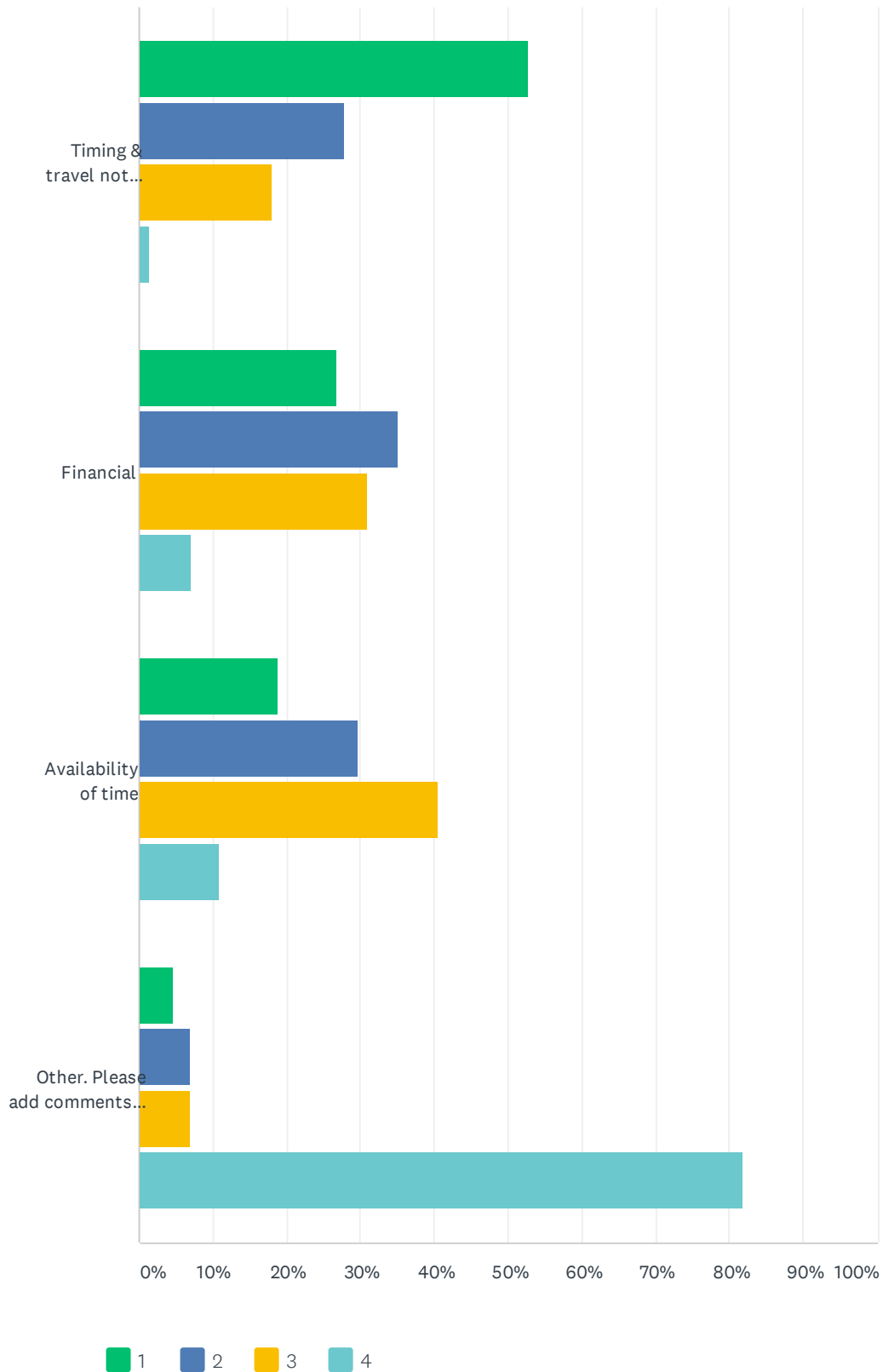
Answered: 82 Skipped: 2



ANSWER CHOICES	RESPONSES	
7 days	2.44%	2
14 Days	14.63%	12
21 days	20.73%	17
30 days	21.95%	18
More than 30 days	40.24%	33
TOTAL		82

### Q21 Reasons that you might choose to compete at either National Championships or Horse of the Year Show assuming at Taupo & Hastings and within 10 days of each other. Please rank

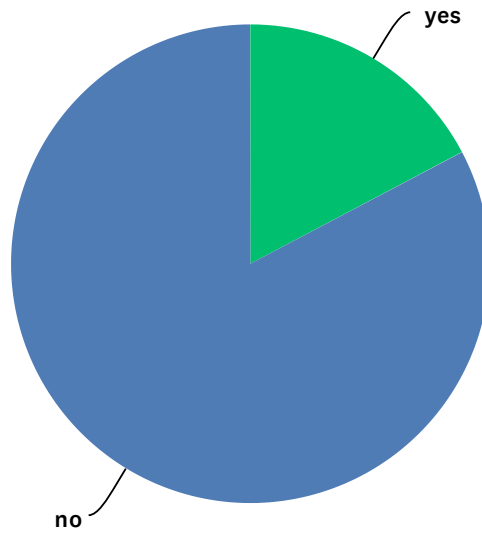
Answered: 81 Skipped: 3



	1	2	3	4	TOTAL	SCORE
Timing & travel not conducive to best performances	52.78% 38	27.78% 20	18.06% 13	1.39% 1	72	3.32
Financial	26.76% 19	35.21% 25	30.99% 22	7.04% 5	71	2.82
Availability of time	18.92% 14	29.73% 22	40.54% 30	10.81% 8	74	2.57
Other. Please add comments in Q23	4.55% 2	6.82% 3	6.82% 3	81.82% 36	44	1.34

## Q22 I prefer National Championships & Horse of the Year timing to be close

Answered: 81 Skipped: 3



ANSWER CHOICES	RESPONSES	
yes	17.28%	14
no	82.72%	67
TOTAL		81

## Q23 Please add any other relevant comments

Answered: 29 Skipped: 55