

Note \*\*: An Athlete is considered to be twenty-six (26) years old from the beginning of the calendar year (1<sup>st</sup> of January) in which he reaches the age of twenty-six (26).

2. **Civilians.** The following is compulsory at all CDI3\*/CDI4\*/CDI5\*/CDI-W and CDI0s, FEI Championships, Regional and Olympic Games: a black or dark blue tail coat or jacket, or other dark colours may be worn within in the international HSV colour scale. Colours having a value for "V" smaller than thirty two percent (32%) according to the HSV model may be approved through application to the FEI. Contrast colouring and piping is allowed.

Protective Headgear or top hat/bowler**:	black or may be same colour as coat
Breeches:	white or off white
Stock or tie:	white, off white or same colour as coat
Gloves:	white, off white or same colour as coat
Riding boots:	black or same colour as coat
Spurs:	see paragraph 4 below.

- 2.1 For Grand Prix Freestyle only, any single colour tailcoat or jacket will be allowed. Striped or multi-coloured coats or jackets are not permitted. Tasteful and discreet accents, such as a collar of a different hue or modest piping or crystal decorations, are acceptable.
- 2.2 At all CDI1\*/CDI2\*/CDIAm, a black or dark blue jacket (colours see above) with a top hat/bowler\*\* is also permitted. This dress is also desirable for all other international Dressage Events, unless otherwise stated in any special rules (CDIU25, CDIY, CDIJ, CDIP, CDICH and CDIYH).
- 2.3 Note\*\*: Top hat or bowler hat is only permitted for athletes that are not obliged to wear protective headgear as defined in Art. 427.1.

2.4 In bad weather, the Ground Jury may allow the wearing of light waterproof coat. In very warm weather, the Ground Jury may allow Athletes to ride without a jacket.

3. **Military, Police, etc.** may wear civil or service dress at all international Events. Service dress does not only apply to Members of the Armed Forces and Police, but also to members and employees/students of other State/Military Establishments and National Studs/schools/institutes. They must comply with all Protective Headgear requirements.
4. **Spurs** are compulsory except for CDIP and CDICH Events and must be made of metal. The shank must be either curved or straight pointing directly back from the centre of the spur when on the Athlete's boot. The arms of the spur must be smooth and blunt. If rowels are used, they must be blunt/smooth (no sharp edges) and free to rotate. Metal spurs with round hard plastic knobs are allowed ("Impuls" spur). "Dummy" spurs with no shank are also allowed.
5. **Earphones** and/or other electronic communication devices are strictly prohibited at FEI Dressage Competitions whilst competing, and such usage is penalised by elimination. Earphones or similar devices are however permitted during training and warm-up.

## ARTICLE 428 SADDLERY

The following are compulsory:

1. Dressage saddle, which must be close to the Horse and have long, near-vertical flaps, and English-style or safety stirrups.
- 1.1 Stirrups and safety stirrups must have closed branches, and no attachments. The foot must not be fully or partially enclosed and must in no way be attached to the stirrups (for example with magnets). Safety stirrups must have closed branches. ~~of metal or other breakaway material.~~

- 1.2 Saddle pads are optional, but should be white. Plain colour saddle pads may be used. Contrast colouring and piping is allowed. Striped or multi coloured pads are not permitted or of another conservative colour.
- 1.3 No saddle covers are allowed.
2. Bridle with noseband.
- 2.1 Except for the buckles and padding the headstall and noseband must be made entirely of leather or leather-like material. Padding is allowed on bridles. Nylon or other non-metal material may be used to reinforce leather in the headstall but must not be in direct contact with the horse. Elastic inserts are permitted in the crownpiece and cheek pieces only and must not be in direct contact with the horse or the bit.
- 2.1.1 A browband is required, and except for the parts that attach to the crownpiece or headstall, is not required to be made of leather or leather-like material.
- 2.1.2 The crownpiece of the bridle must lie immediately behind the poll and may extend forward onto the poll but must not be fitted to lie behind the skull.
- 2.1.3 A throatlatch is required except when the combined noseband or Micklem bridle are used.
- 2.1.4 A rein is a continuous, uninterrupted strap or line from the bridle bit to the hand. Rein additions or attachments are not permitted. Each bit must be attached to a separate rein and reins may only be attached to the bit. Reins must not be made of rope or rope-like material.
- 2.1.5 At any level of competition a noseband may never be so tightly fixed that it causes harm to the horse, and must be checked as per the Stewards Manual noseband protocol.
- 2.2 For CDI1\*/2\*/3\*/4\*/5\*/YRU25 and Championships/Games (except Ponies and Children), a double bridle with cavesson noseband is mandatory i.e. bridoon and curb with curb chain. A combined noseband may be used without the lower "flash" noseband strap. The curb chain can be made of metal, leather or a combination. Lip strap and rubber, leather or sheepskin cover for curb chain are optional. Neither a cavesson noseband nor a curb chain may ever be as tightly fixed so as to harm the Horse.
- 2.2.1 A snaffle bridle or double bridle is allowed in CDI1\* and 2\*, CDIJ and CDIY.
- 2.2.2 For CDIP/Ch, Ponies and Children Championships, and as marked on test sheets, a snaffle bridle is to be used. In CDIJ a snaffle may be used for the preliminary test.
- 2.2.3 A plain snaffle bridle is required to be used with a regular cavesson noseband, a dropped noseband, a flash noseband, a crossed noseband, a combined noseband or a Micklem or similar design of bridle.
3. Bits. Snaffle, Bridoon and curb bits must be smooth with a solid surface. Twisted and wire bits are prohibited. Bits must be made of metal, rigid plastic, or durable synthetic material and may be covered with rubber/latex. Bits must not place mechanical restraint upon the tongue. The diameter of the mouthpiece of the bridoon/snaffle and/or curb must be such so as not to hurt the Horse. Minimum diameter of mouthpiece to be twelve millimetres (12 mm) for curb bit, and ten millimetres (10 mm) for bridoon bit. Snaffles must have a minimum diameter of fourteen millimetres (14mm) for horses and ten millimetres (10mm) for ponies. for Horses. The diameter of the mouthpiece is measured adjacent to the rings or the cheeks of the mouthpiece.
- 3.1 Snaffle Bits – snaffle bits are permitted when the use of a double bridle is not required.
- 3.1.1 Snaffle bits may be used with loose ring, D-Ring and Eggbutt cheeks. Single or double jointed snaffles may also be used with upper or lower cheeks, hanging cheeks, full cheeks or Fulmer cheeks. Loose rings may have a sleeve fitted around part of the ring.
- 3.1.2 Flexible rubber or synthetic mouthpieces are permitted.
- 3.1.3 A snaffle may have up to two joints. A ~~bushing or coupling~~ barrel or ball joint is permitted as the centre link in a double jointed snaffle, however, the surface of the centre piece must be solid with no moveable parts other than a roller. The centre link may be tilted in a different orientation from the mouthpiece but must have rounded edges and may not have the effect of a tongue plate.
- 3.1.4 A double jointed snaffle or snaffle with rotating mouthpiece may be shaped to allow tongue relief. The maximum height of the deviation is 30mm from the lower part of tongue side to the highest part of the deviation. The widest part of the deviation must be where the mouthpiece contacts the tongue and must have a minimum width of 30mm. The mouthpiece of a jointed or unjointed snaffle may be shaped in a curve within the dimensions specified above.

- 3.2 Bidoons bits – a bridoon bit is defined as a snaffle bit that is used together with a curb bit to form a double bridle.
- 3.2.1 Bidoons may be used with loose ring, D-ring and eggbutt cheeks.
- 3.2.2 Bidoons must have one or two joints. A bushing or coupling barrel or ball joint is permitted as the centre link in a double jointed bridoon, however, the surface of the centre piece must be solid with no moveable parts other than a roller. The centre link may not have the effect of a tongue plate.
- 3.2.3 Bidoons where the centre link(s) of the bit can lock and have the effect of a mullen mouth snaffle are not permitted.
- 3.2.4 Flexible rubber/synthetic bidoons are not permitted.
- 3.3 Curb Bits
- 3.3.1 The length of the lever arm below the mouth piece of the curb bit is limited to ten centimetres (10 cm). The upper cheek must not be longer than the lower cheek. If the curb has a sliding mouthpiece, the lever arm of the curb bit below the mouth piece should not measure more than ten centimetres (10 cm) when the mouth piece is at the uppermost position.
- 3.3.2 Curbs may have straight or S-shaped cheeks. They may have rotating lever arms.
- 3.3.3 The mouthpiece may be straight or shaped to allow tongue relief. The maximum height of the deviation is 30mm from the lower part of tongue side to the highest part of the deviation. The widest part of the deviation must be where the mouthpiece contacts the tongue and must have a minimum width of 30mm.
- 3.3.4 Curb chain can be made of metal or leather or a combination. Cover for curb chain can be made of leather, rubber or sheep skin. Curb chain hooks can be fixed or not fixed.
43. **Whips.** At all international Events, it is forbidden to carry a whip of any kind while competing in the arena. However, the use of one (1) whip, with a total maximum length of one meter and twenty (1.20 m) (pony Competitions maximum one meter -1 m-), in the practice area is allowed. The whip must be dropped before entering the space around the Competition arena or the Athlete will be penalized. See Article 430 of the Dressage Rules.
- Upon arrival on the showground, only the Athlete when riding, walking in hand, leading or lungeing/lunging a Horse (lunge whip allowed), is allowed to carry a whip (maximum one meter and twenty -1.20 m-/ponies maximum one --1 m-) anywhere on the showground. The groom may also walk, lead and lunge a Horse as above. Other parties are allowed to carry a whip, provided it is not in connection with the training of the Horse. For safety reasons, whips at prize-giving ceremonies are allowed.
54. **Gadgets.** Martingales, breast plates, bit guards, boots, any kind of gadgets (such as bearing, side, running or balancing reins, nasal strips etc.) and any form of blinkers are, under penalty of elimination, strictly forbidden. See Article 430 of the Dressage Rules.
- ~~6.65. **Decorations- Additional Items:** Any decoration of the Horse with extravagant items is strictly forbidden.~~
- 6.1 **False tails/tail extensions** are permitted only with the prior permission of the FEI. Requests for such permission should be directed to the FEI Dressage department accompanied by photographs and a veterinary certificate. False tails may not contain any metal parts, (except for hooks and eyelets), or extra added weight.
- ~~76.2.1-~~ **Ear hoods** are permitted for all Events, and may also provide noise reduction. However, ear hoods must not cover the horse's eyes and ear plugs are not permitted, with the exception of Article 428.7.2. The ear hoods should be discreet in colour and design. Ear hoods may not be attached to the noseband.
- ~~687.23.~~ **Earplugs** on Horses are allowed at prize-giving ceremonies ~~s~~-only.
- 6.4. Any decoration of the Horse is not allowed.

7. Fly masks: Blinkers and fly masks that cover the Horse's eyes are forbidden in the competition arena.

8. **Checking of Saddlery.** A visual check before leaving the last warm up arena may be conducted by the Stewards to prevent Athletes going into the field of play with any forbidden equipment. A visual check can be declined, as it is designed to help Athletes but is not compulsory. However, it remains the full responsibility of the Athlete not to enter with any forbidden piece of Saddlery. A Steward must be appointed to check the Saddlery of each Horse immediately after it leaves the arena. Any discrepancy will be reported to the Judge at C and result in immediate Elimination if confirmed. The checking of the bridle must be done with the greatest caution, as some Horses are very sensitive about their mouths (see FEI Steward's Manual).

The Steward must use disposable surgical/protective gloves when checking the bridle (one -1- pair of gloves per Horse).

129. **Warming-up and training areas.** Paragraphs 1 to 4 above are valid also for warming-up arenas and other training areas where, however, snaffles with a cavesson or a normal dropped noseband, Mexican noseband or a Flash noseband, boots, bandages are allowed.

LungeingLunging cavessons, single direct side reins or double sliding side reins (triangle/dreieck zügel) are permitted when lungeinglunging. LungeingLunging is allowed with one (1) lunge line only, attached to either a lunging cavesson or a snaffle bridle/bridoon. LungeingLunging with lunge line attached to the curb is not allowed.

13109. **Identification number.** Each Horse keeps the same identification number provided by the Athlete throughout the Event. It is compulsory that this number be worn by the Horse while actively competing and at any time while working in the exercise and schooling areas or being hand walked (from the time of their arrival until the end of the Event) so that they can be identified by all Officials including the Stewards. Failure to display this number incurs firstly a warning and, in the case of a repeated offence, a fine imposed on the Athlete by the Ground Jury. The identification numbers shall be discreet on white background, the colour of the numbers may vary.

1. The following are compulsory: Dressage saddle, which must be close to the Horse and have long, near-vertical flaps, double bridle with cavesson noseband, i.e. bridoon and curb with curb chain. Neither a cavesson nose band nor a curb chain may ever be as tightly fixed so as to harm the Horse. Lip strap and rubber or leather cover for curb chain is optional (see plates and captions). Padding is allowed on bridles. No saddle covers are allowed.

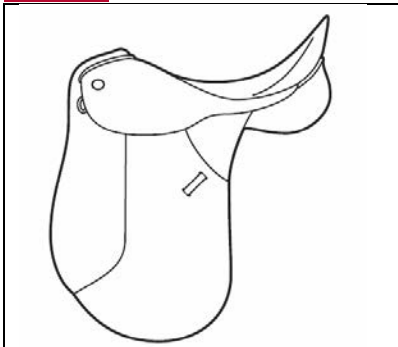
2. **Bits.** Bridoon and curb must be made of metal and/or rigid plastic and may be covered with rubber/latex. The lever arm of the curb bit is limited to ten centimetres (10 cm) (length below the mouth piece). The upper cheek must not be longer than the lower cheek. If the curb has a sliding mouthpiece, the lever arm of the curb bit below the mouth piece should not measure more than ten centimetres (10 cm) when the mouth piece is at the uppermost position. Curb "chain" can be made of metal or leather or a combination. Cover for curb "chain" can be made of leather, rubber or sheep skin. The diameter of the mouthpiece of the bridoon and/or curb must be such so as not to hurt the Horse. Minimum diameter of mouthpiece to be twelve millimetres (12 mm) for curb bit and ten millimetres (10 mm) for bridoon bit. Snaffles are permitted as marked on the test sheets. Snaffles used in Young Horse and Children Competitions must have a minimum diameter of fourteen millimetres (14 mm). For Ponies the minimum diameter shall be ten millimetres (10 mm). The diameter of the mouthpiece is measured adjacent to the rings or the cheeks of the mouthpiece. The reins must be attached to the bit.

3. **Whips.** At all international Events, it is forbidden to carry a whip of any kind while competing in the arena. However, the use of one (1) whip, with a total maximum length of one meter and twenty (1.20 m) (pony Competitions maximum one meter -1 m-), in the practice area is

**ANNEX 16 – EQUIPMENT/SADDLERY REFERENCE**

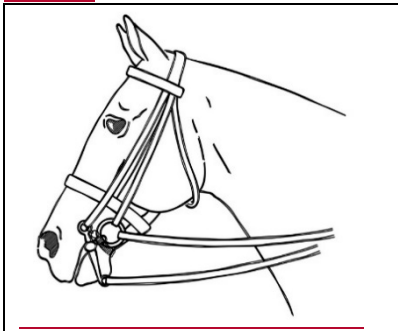
This annex is to be used as a reference to Article 428, and must only be used in conjunction with the written rules which take precedence over this annex. The images below are examples only, and similar equipment which produce the same effect on the horse are also allowed if they adhere to the written rules.

**Saddles**

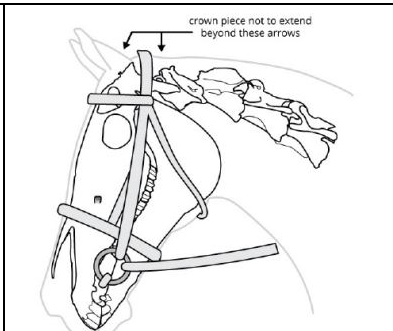


Example of Dressage saddle

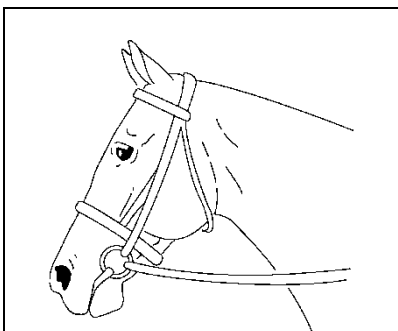
**Bridles**



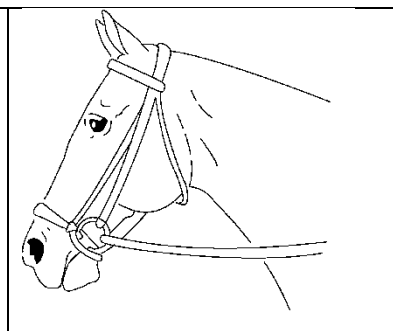
Ex. of Double Bridle, used with cavesson noseband, throat lash, bridoon and curb bits, and curb chain



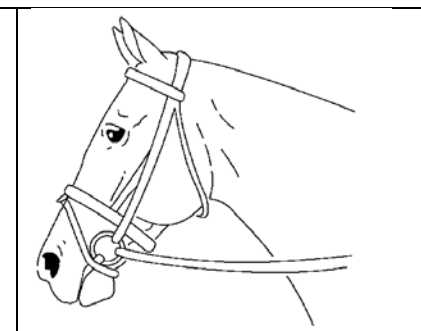
Crown piece may not extend beyond the two arrows



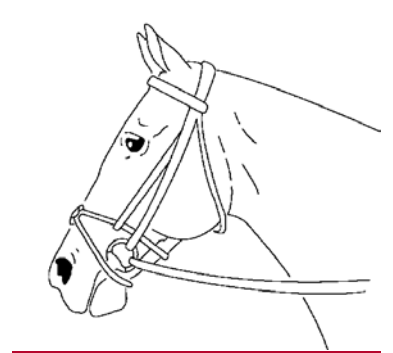
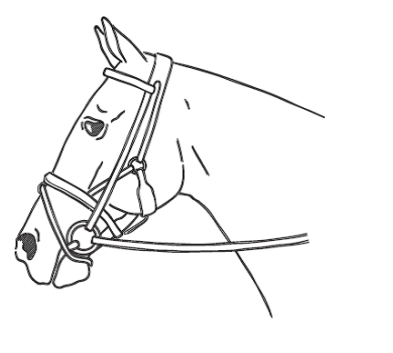
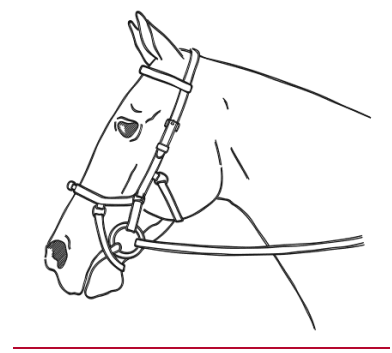
Ex. of Cavesson noseband



Ex. of dropped noseband

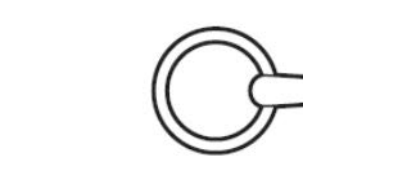


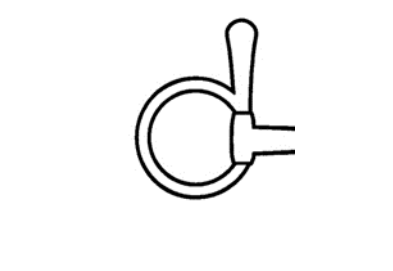
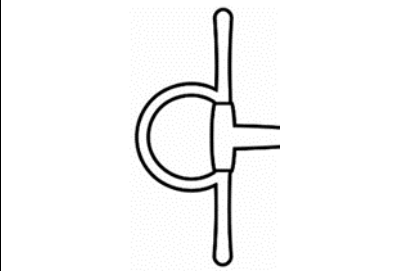

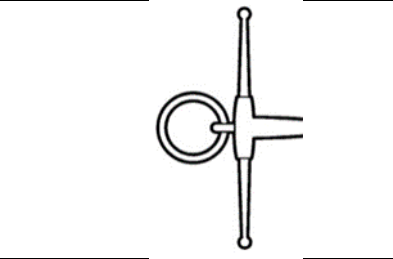


Ex. of flash strap

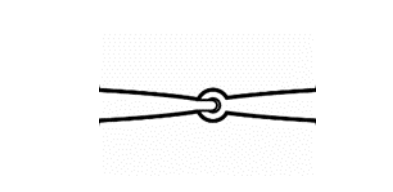
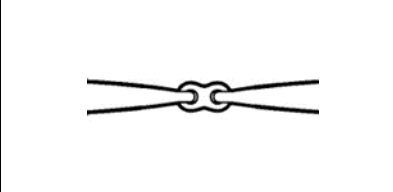
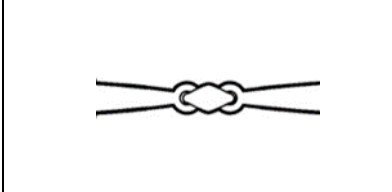
		
Ex. of crossed/mexican/grackle noseband	Ex. of combined noseband – no throat lash necessary	Ex. of Micklem style bridle – no throatlash necessary

**Bits**

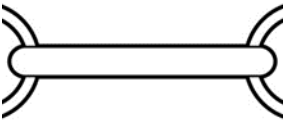

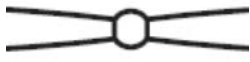


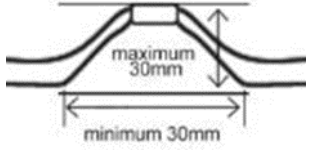
Cheek Pieces:

		
Ex. of Loose Ring cheek	Ex. of Eggbutt cheek	Ex. of D-Ring cheek
		
Ex. of upper cheek	Ex. of full cheek	Ex. of hanging cheek
		
Ex. of Fulmer cheek		

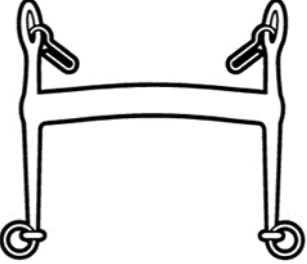
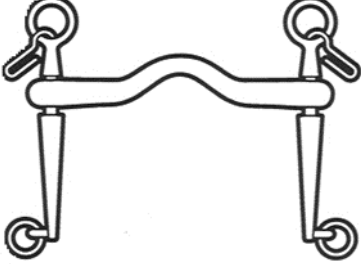
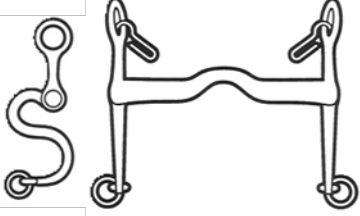
Mouthpieces:

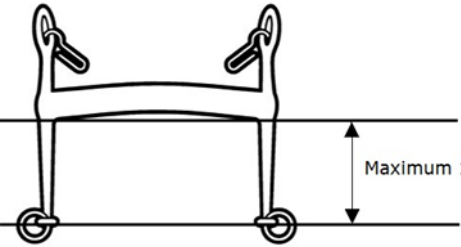
		
Ex. of single jointed mouthpiece	Ex. of double jointed mouthpiece	Ex. of double jointed mouthpiece







		
<a href="#">Ex. of unjointed mouthpiece</a>	<a href="#">Ex. of bushing-centrepiecebarrel joint</a>	<a href="#">Ex. of coupling-centrepieceball joint</a>
		
<a href="#">Ex. of coupling-centrepiece double ball joint</a>	<a href="#">Ex. of centrepiece with a roller</a>	<a href="#">Port deviation measurements</a>

Curb Bits:

		
<a href="#">Ex. of curb with straight cheeks</a>	<a href="#">Ex. of curb with port and sliding mouthpiece (rotating arms also allowed)</a>	<a href="#">Ex. of curb with S cheeks</a>


<a href="#">Maximum size of lever arm</a>

	
<a href="#">Ex. of Curb chain</a>	<a href="#">Ex. of Leather cover for curb chain</a>
	
<a href="#">Ex. of lip strap</a>	<a href="#">Ex. of cover for curb chain</a>