



EQUESTRIAN SPORTS
NEW ZEALAND

IMPORTANT INFORMATION FOR ORGANISING COMMITTEES
REGARDING THE 2022 FEI REGULATIONS

FEI HorseApp



BACKGROUND

- Equine Herpes Virus outbreaks at FEI events in Europe in 2021; new regulations for Horse Health implemented with enhanced biosecurity measures
- Incorporated into global FEI regulations for 2022 for ALL FEI events in ALL countries
- The neurologic form of EHV-1 causes what veterinarians call Equine Herpes Virus Myeloencephalopathy (EHM). New Zealand recorded its first confirmed cases of the neurological form of equine herpes virus 1 in 2014, so don't think we haven't had it here and the new regulations shouldn't apply to us.
- Neurological signs appear as a result of damage to blood vessels in the brain and spinal cord associated with EHV infection.
- Infection with the milder form, known as the non-neuropathogenic strain, is common.

ORGANISING COMMITTEES FOR FEI EVENTS – USING THE FEI HORSEAPP

- As an organising committee running an FEI event your responsibility will be to check out the horses from your event at the conclusion of the event using the FEI HorseApp.
- Also using the App, the rider is responsible for monitoring and logging temperature checks required.
- The FEI Vet Delegate is responsible for logging the horse into the event at the time of horse inspection.



EHV BY-LAWS AND FEI HORSEAPP

- In accordance with the FEI Veterinary Regulations 2022 the Horse Health Requirements were rolled out globally as of 1 January 2022.
- The Horse Health Requirements have been put in place to:
 - protect FEI Horses and global equestrian sports from the consequences of infectious diseases being transmitted before, during and after FEI Events.
 - provide reassurance of the high health of equestrian sport Horses to global, continental and national veterinary authorities and organisations.
 - maintain and further improve the conditions for international movement of sport Horses.

EHV BY-LAWS AND FEI HORSEAPP

- OCs must provide Isolation Stables as described in Article 1008 and a contingency plan according to Article 1018 should an infectious disease outbreak occur.
- In accordance with Art. 1029 and 1031 of the FEI 2022 Veterinary Regulations, as of 1 January 2022, ALL Horses competing at ALL FEI Events worldwide must fulfil the [Horse Health Requirements](#) via the FEI [HorseApp](#).
- The relevant requirements are controlled by FEI Veterinarians and FEI Officials at the Examination at Arrival and throughout FEI Events. FEI Veterinarians officiating at FEI Events will also need to perform the Examination at Arrival using the FEI [HorseApp](#).
- Sanctions for non-compliance are already in force for Horses competing at FEI Events in Mainland Europe, these will be introduced worldwide in due course.
- Visit the dedicated hub detailing the new [Horse Health Requirements](#) starting from 1 January 2022 for more information.

FEI HorseApp

- Download the FEI HorseApp by clicking on one of the below images and follow the instructions on the following page:



Here is what you need to do:

Download the FEI [HorseApp](#). Most of you will need to activate your FEI account and create a password. You can do this through the App using your FEI ID number – if you don't know your FEI ID number you can find it on the FEI database: <https://data.fei.org/Person/Search.aspx>. If you don't have an FEI ID number then contact ESNZ and we will ask the FEI to set up an account for you. The FEI assigns the FEI ID to a person's name.

Organising Committee Members are required to use the FEI HorseApp to:

Check-out Horses from their Event in accordance with the FEI Veterinary Regulations

1. Horse Check-out

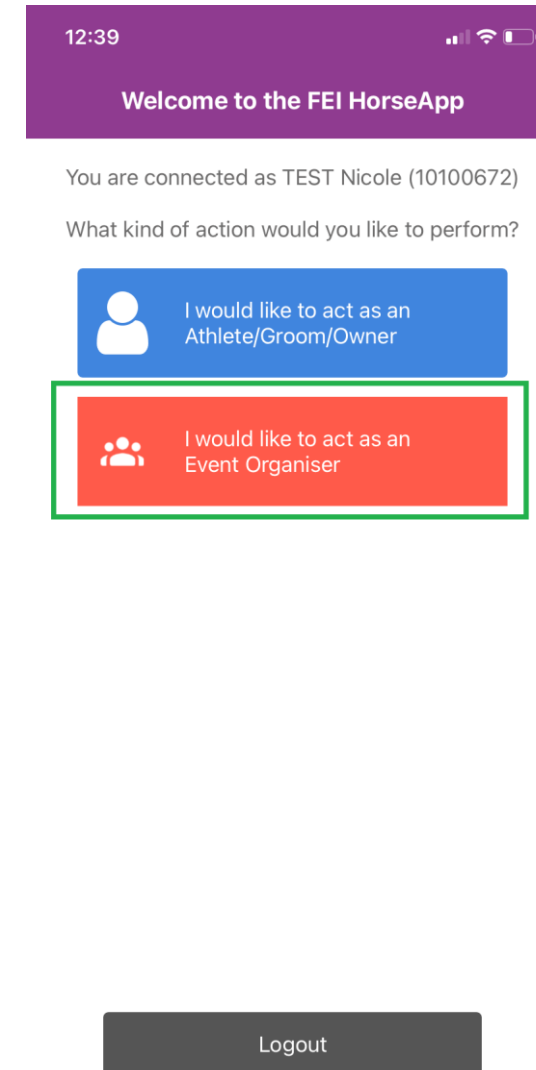
Instantly find the Horse by scanning the bar code on a FEI Passport or Recognition Card or searching by FEI ID number/name

Check-out FEI Horses from an Event in a few simple clicks

Help ensure the traceability of FEI Horses should a disease outbreak occur

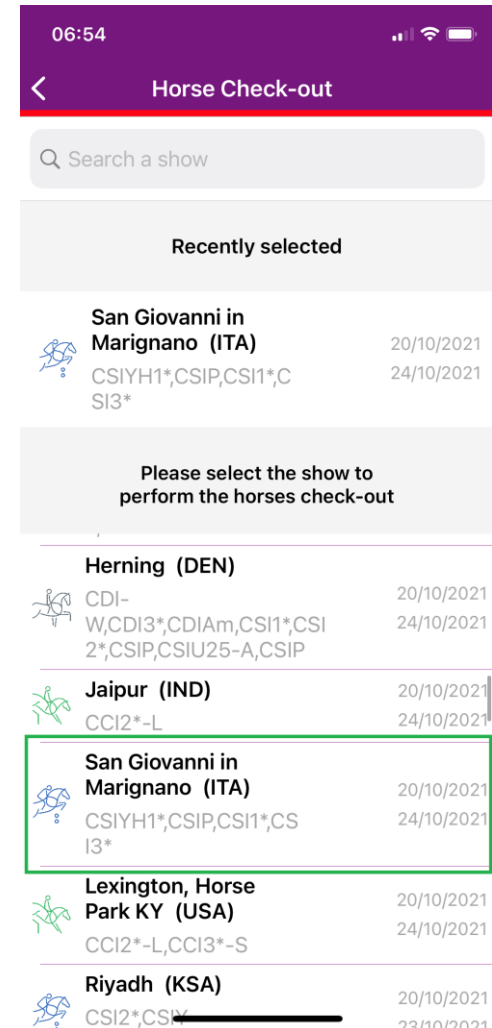
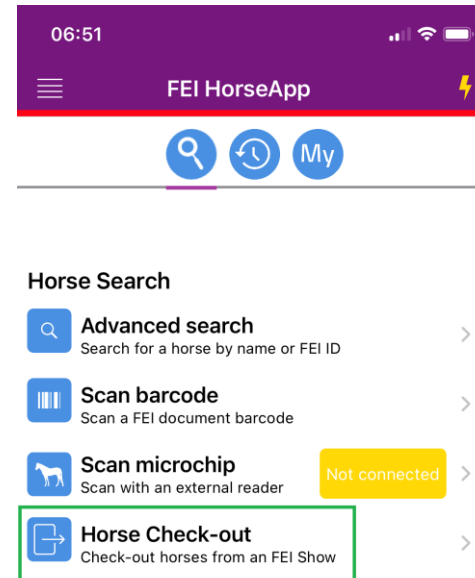
HORSE HEALTH CHECK OUT

- Horses can be checked out either by selecting from Horses that were examined at arrival by the FEI Veterinarian, or by searching for the Horse by FEI ID number/name. A video on how to check-out a Horse by FEI ID number/name can be viewed [here](#).
- To check out a Horse that was examined at arrival, login to the FEI HorseApp using your FEI ID number and password.
- Choose as whom you will be interacting as on the FEI HorseApp, many Stakeholders have multiple functions within the FEI, so you must choose that you will be acting as an Event Organiser to perform the Check-Out.



HORSE HEALTH CHECK OUT

- Only check-out horses once they leave the Event – ie when you return their FEI passport. If a horse has been removed from the grounds after the event, but the athlete has not collected their horse's, passport you may check them out and then advise the rider they have not taken their passport.
- Select Horse Check-out to start the check-out procedure for your Event. You will select or search for the Horse at the next step.
- Select your Event at which you are the Event Organiser and for which you are checking out Horses.

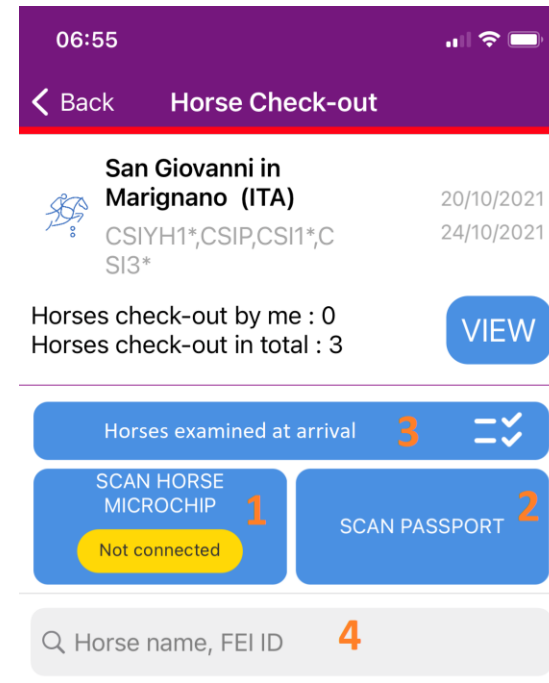


HORSE HEALTH CHECK OUT

- Here you must search for the Horse that you wish to check-out. You have multiple options:

1. Scan Horse Microchip (if you are close to the Horse and have a Bluetooth compatible microchip reader)
2. Scan Passport (scan the barcode on the FEI Recognition Card or FEI Passport)
3. Check-out the Horses that were examined at arrival by choosing from a pre-prepared list
4. Search by Horse name or FEI ID

Please note: if a Horse does not appear on the list of Horses examined at arrival, you must search for them by FEI ID number or name and check them out manually.



HORSE HEALTH CHECK OUT

- Open the list of Horses examined at arrival and search for the Horse you wish to check-out.

It is possible to check-out multiple Horses at one time, but please make sure you only check Horses out when they actually leave.

- Select the Horse and then click on Check-out from the Event
- The App will inform you that the check-out was successful.
- You can now repeat this process for the next Horse.
- You will not need to reselect your Event, you will just need to search for the next Horse you must check-out.

