



This guide will show you how to apply for your Fuel Card and get the ESNZ discounts. You should allow 5-10 minutes to complete your application, and you will need to have your bank account details handy.



FUEL CARD APPLICATION GUIDE

GO to the RD
application page at
<https://apply.rdp.co.nz/>

When you see this screen
click here to start
application (make sure
you have your bank
account details with you
first) 



The image shows a web application page for RD Petroleum Fuelcard. At the top, there are logos for RD petroleum and bp. To the right, there is an image of a fuel card with the number 123456 7890123 456 and the text 'RD PETROLEUM A CUSTOMER AAT222'. Below the logos is a navigation menu with five tabs: Account, References, Fuelcard, Direct Debit, and Submit. The 'Fuelcard' tab is selected. The main content area has the heading 'RD Petroleum Fuelcard Application' and a sub-heading 'Individual / Partnerships'. The text explains that the application is for an account with RD Petroleum Limited and provides instructions for limited companies and electronic signing. A 'Start Application' button is highlighted in green, with a 'Cancel' link next to it.

Account References Fuelcard Direct Debit Submit

RD Petroleum Fuelcard Application

Individual / Partnerships

This application is to be completed in order to obtain an account with RD Petroleum Limited ("RD Petroleum").

If you are a limited company, trust or incorporated society please use the [corporate form](#).

On submission of this form you will be emailed a document to be signed electronically. Your application cannot be processed until this document has been signed.

If you have any questions about this form or the services that RD Petroleum provide, please contact us on [0800 44 00 14](tel:0800440014).



[Start Application](#) [Cancel](#)



RD Petroleum Application Forms

Apply online for RD Petroleum services using the links below.





Fuel Delivery

-  Bulk Fuel Application - Individual / Partnerships
-  Bulk Fuel Application - Corporate (Limited Company, Trust and Incorporated Society)
-  Home Heating Application

Aviation Fuelcards

-  Aviation Fuelcard Application - Individual / Partnerships
-  Aviation Fuelcard Application - Corporate (Limited Company, Trust and Incorporated Society)

Fuelcards


-  Fuelcard Application - Individual / Partnerships
-  Fuelcard Application - Corporate (Limited Company, Trust and Incorporated Society)
-  Add New Fuelcard to Account
-  Update Existing Fuelcard Details

Select Fuel Cards



- Either for yourself as an **Individual and/or Partnership** with a second person
- Or If you are a business then select **Corporate**

Fill in the details on the Applicant One sheet
(goes beyond the bottom of this screen)



Account	References	Delivery	Fuelcard	Direct Debit	Submit
---------	------------	----------	----------	--------------	--------

Applicant One

Please note, on completion of this form, applicants will be sent an email inviting them to sign the form electronically. When signing the form, all applicants will need to upload a copy of their passport or driving license.

First Name *

Last Name *

Email Address *

Date of Birth *

Trading as (if applicable)

Are you including an additional applicant?

Contact Details

Physical Address *
Type the first line of your address to start searching

Can't find address? Enter it manually

Postal Address *
Type the first line of your address to start searching

Can't find address? Enter it manually



Account

References

Fuelcard

Direct Debit

Submit

Card Details - Danielle Mulrennan

Card Type

Name on Card *

Card PIN (4 digit) *

Confirm PIN *

Purchase Details

Transaction Limit (Daily)

BPMe Phone App

Back

Next

Fill in the details that will go on your Fuel Card

Create a PIN number



Choose the type of items you want to use it for


And a daily spending limit

If you are a business (trade) you need to add in a couple of references

BUT

If you are applying as an individual person you just need a second contact person



Account 	References	Fuelcard	Direct Debit	Submit
---	------------	----------	--------------	--------

Trade References



Trade references are only required for sole traders.




Name (1)	Phone (1)
<input type="text"/>	<input type="text"/>
Name (2)	Phone (2)
<input type="text"/>	<input type="text"/>

Independent Contact Person

Full Name *	Phone *
<input type="text" value="John Mulrennan"/>	<input type="text" value="021366230"/>
Postal Address *	
Type the first line of your address to start searching	
<input type="text" value="19 Roxy Terrace, Glendowie, Auckland 1071"/>	
Change address	

Your Fuel Card enables you to pay at the pump. So, you need to submit a direct debit authority of your bank account details so your card can be connected to the account you would like to pay from.



Account  References  Fuelcard  **Direct Debit** Submit

Direct Debit Authority

Name of Bank *

Bank Address *

Name of Bank Branch *

Name of Bank Account *

Bank Account Number *

Conditions of This Authority



You must read and accept the [Direct Debit Authority Conditions](#)

I have read and accept the [Direct Debit Authority Conditions](#)

This is the final screen before you submit. Please reply “Other” and add Equestrian Sports NZ.

Read and accept terms then submit.

Your card should be sent to your address in 10-15 working days 😊



Account ✓	References ✓	Fuelcard ✓	Direct Debit ✓	Submit
-----------	--------------	------------	----------------	--------

How did you hear about us?

- Word of mouth
- RD Petroleum website
- Sales representative
- Newspaper advertising
- Printed flier
- Radio
- Other

Terms and Conditions

To complete your application, you must read and accept the [RD Petroleum Terms & Conditions](#)

I have read and accept the terms and conditions
