

EQUESTRIAN SPORTS NEW ZEALAND



Section Four

RULES FOR EVENTING

Incorporating NZPCA Horse Trials Competition Rules

Effective 1 August 2025

Version 9.0

©Copyright 2025

Equestrian Sports New Zealand

These Rules & Regulations cannot be reproduced in whole, or in part without the permission of the Equestrian Sports New Zealand.

These Rules & Regulations cannot be used either in principle, in whole, or in part for the judging of competition unless the Organising Committee or body is affiliated to Equestrian Sports New Zealand.

Equestrian Sports New Zealand
PO Box 6146
Wellington, 6141
Phone: 04 499 8994

nzef@nzequestrian.org.nz
Web site: www.nzequestrian.org.nz

Federation Equestre Internationale
Web site: www.fei.org

New Zealand Pony Clubs Association
PO Box 7537
Taradale
Napier, 4141
Phone: 06 845 9336 ext 720
info@nzpca.org
Web site: www.nzpca.org

CONTENTS

EQUESTRIAN SPORTS NEW ZEALAND.....	9
RULES FOR EVENTING.....	9
CHAPTER I.....	9
INTRODUCTION	9
Article 601 – DEFINITION (500.1).....	9
Article 602 – RESPONSIBILITY (500.2.1).....	9
Article 603 – ESNZ EVENTS (501)	9
Article 604 – REGISTRATION OF HORSES (504).....	10
Article 605 – LEVIES	10
Article 606 – INTERPRETATION	10
CHAPTER II.....	12
GENERAL	12
Article 607 – CATEGORIES OF EVENTS (502).....	12
Article 608 – APPLICATIONS TO HOLD EVENTS	12
Article 610 – DISCLAIMER OF LIABILITY	13
Article 611 – RESERVATION OF RIGHT	13
Article 612 – TELEVISION - FILM AND VIDEO RIGHTS.....	13
Article 613 – CLASSES (503)	13
Article 614 – PARTICIPATION (504)	15
Article 615 – ATHLETE RIDING MORE THAN ONE HORSE (504.1).....	16
CHAPTER III.....	17
ADMINISTRATION.....	17
Article 616 – SCHEDULES (507.1)	17
Article 617 – PROGRAMMES.....	18
Article 618 – OWNERS	18
Article 619 – PRIZES (505).....	18
Article 620 – PRESENTATION OF PRIZES	18
Article 621 – RESULTS	19
CHAPTER IV	20
OFFICIALS	20
Article 622 – JURISDICTION OF OFFICIALS (515.1).....	20

Article 623 – JUDGES (513,515)	20
Article 624 – CHIEF CROSS COUNTRY JUDGE/ GROUND JURY (513, 515)	22
Article 625 – APPEAL COMMITTEE	23
Article 626 – TECHNICAL DELEGATE (513, 515).....	23
Article 627 – COURSE DESIGNER (513, 515)	24
Article 628 – STEWARDS (513, 515).....	25
Article 629 – OFFICIALS.....	26
Article 630 – ESNZ EVENTING TECHNICAL ADVISORS	26
Article 631 – APPOINTMENT OF OFFICIALS	26
Article 632 – OFFICIALS’ EDUCATION	27
CHAPTER V	28
TECHNICAL REQUIREMENTS	28
Article 633 – MINIMUM ELIGIBILITY REQUIREMENTS FOR HORSE AND ATHLETE (516-522)	28
CHAPTER VI	33
ATHLETES AND HORSES WELFARE.....	33
Article 634 – ATHLETES WELFARE (523).....	33
Article 635 – MINIMUM STANDARDS FOR MEDICAL PERSONNEL AND SERVICES AT CCN-L and CCN-S EVENTS (Annex 4).....	34
Article 636 – INSPECTION AND EXAMINATION OF HORSES (524)	36
Article 637 – MINIMUM STANDARDS FOR VETERINARY SERVICES AT EVENTS	37
Article 638 – DESTRUCTION OF SEVERELY INJURED HORSES	39
Article 639 – DANGEROUS RIDING (525).....	39
Article 640 – ABUSE OF HORSE (526)	41
CHAPTER VII	44
GENERAL COMPETITION RULES	44
Article 641 – CLASSIFICATION (528)	44
Article 642 – DISQUALIFICATION (528).....	46
Article 643 – ENTRIES	46
Article 644 – DOUBLE ENTRY	47
Article 645 – EXCESSIVE ENTRIES AND BALLOTING.....	47
Article 646 – WITHDRAWALS AND SUBSTITUTIONS (530).....	47
Article 647 – STARTING (533)	48

Article 648 – TIMETABLE (534)	49
Article 649 – INDIVIDUAL AND TEAM COMPETITION	50
Article 650 – ORDERS.....	50
Article 651 – NUMBERS (535.1)	50
Article 652 – EXERCISING AND WARMING UP (535.2)	51
Article 653 – ACCESS TO COURSES & ARENAS (536)	52
Article 654 – INTERRUPTIONS AND MODIFICATIONS (537)	53
Article 655 – DRESS (538)	54
Article 656 – SADDLERY (539)	59
Article 657 – UNAUTHORISED ASSISTANCE (540)	61
CHAPTER VIII.....	63
DRESSAGE TEST	63
Article 658 – RULES FOR DRESSAGE TEST (542).....	63
Article 659 – TEST (542.1)	63
Article 660 – JUDGES POSITION (542.3)	63
Article 661 – SCORING (544)	64
Article 662 – ARENA.....	65
CHAPTER IX.....	66
CROSS COUNTRY TEST	66
Article 663 – RULES GOVERNING THE CROSS COUNTRY TEST (545).....	66
Article 664 – COURSES (546)	68
Article 665 – OBSTACLES (547).....	70
Article 666 – SCORING (548).....	74
Article 667 – DEFINITIONS OF FAULTS (549)	76
CHAPTER X.....	79
JUMPING TEST.....	79
Article 668 – RULES FOR JUMPING TEST (550)	79
Article 669 – OBJECT & GENERAL DESCRIPTION (551).....	79
Article 670 – SIZE OF ARENA	79
Article 671 – COURSE - OBSTACLES (552)	79
Article 672 – SCORING (553)	80
Article 673 – TIME CORRECTIONS	81

CHAPTER XI.....	82
SPECIAL COMPETITIONS	82
Article 674 – NEW ZEALAND SHORT FORMAT CHAMPIONSHIPS.....	82
Article 675 – NEW ZEALAND YOUNG RIDER AND JUNIOR RIDER SHORT FORMAT CHAMPIONSHIPS	82
Article 676 – NEW ZEALAND LONG FORMAT CHAMPIONSHIPS	83
Article 677 – INTER-ISLAND TEAMS COMPETITION	83
Article 678 – NEW ZEALAND YOUNG RIDER AND JUNIOR RIDER LONG FORMAT CHAMPIONSHIPS.....	84
Article 679 – ELIGIBILITY REQUIREMENTS FOR SPECIAL COMPETITIONS.....	84
Article 680 – ISLAND SHORT FORMAT CHAMPIONSHIPS	84
Article 681 – EVENTING HORSE OF THE YEAR.....	84
ANNEX 1 - DRESSAGE.....	85
ANNEX 2 - SHORT FORMAT	94
ANNEX 2 - SHORT FORMAT.....	95
ANNEX 2 - LONG FORMAT	96
ANNEX 3 - XC FAULTS.....	97
ANNEX 4 - MINIMUM STANDARDS FOR MEDICAL PERSONNEL AND SERVICES AT CCN-L and CCN-S EVENTS	100
ANNEX 5 -NZPCA	106
Article 603 – ESNZ EVENTS.....	106
Article 604 – REGISTRATION OF HORSES	106
Article 605 – LEVIES	106
Article 613 – CLASSES	106
Article 614 – PARTICIPATION	106
Article 616 – SCHEDULES (507.1)	106
Article 628 – STEWARDS	106
Article 631 – APPOINTMENT OF OFFICIALS	107
Article 637 – MINIMUM STANDARDS FOR VETERINARY SERVICES AT EVENTS	107
Article 639 – DANGEROUS RIDING	108
Article 640 – ABUSE OF HORSE.....	108
Article 653 – ACCESS TO COURSES & ARENAS	108

Article 655 – DRESS.....	108
Article 656 – SADDLERY	108
Article 655 – DRESS & Article – 656 SADDLERY.....	108
Article 662 – ARENA.....	109
Article 665 – OBSTACLES.....	109
ANNEX 6 -YOUNG EVENT HORSE	111
ANNEX 7 - ARENA EVENTING	115
ANNEX 8 - EVENTING WARNING CARD.....	1
ANNEX 9 - EXPRESS EVENTING RULES	2
ANNEX 10 – MEMBERSHIP & ENTRY FEES.....	3

HOW TO USE THIS BOOK

The number appearing in brackets at the end of some article names, are the Article number for the FEI Rules for Eventing (500 series).

Over time, more rules will be brought into line with the FEI Rules for Eventing. This will make the transition from National Events to International Events for Athletes easier as the rules will be the same in most cases.

CONCOURS COMPLET D'EQUITATION INTERNATIONAL (CCI) – events where the competitions are exclusively for International.

CONCOURS COMPLET D'EQUITATION NATIONAL (CCN) - events where the competitions are exclusively for National.

EQUESTRIAN SPORTS NEW ZEALAND

RULES FOR EVENTING

CHAPTER I INTRODUCTION

Article 601 – DEFINITION (500.1)

An Eventing Competition consists of three distinct tests during which an Athlete rides the same Horse throughout, namely: Dressage, Cross Country and Jumping.

Article 602 – RESPONSIBILITY (500.2.1)

Making an entry for any Event run by or on behalf of ESNZ Eventing under the ESNZ Rules for Eventing or FEI Rules for Eventing constitutes implicit acceptance of the ESNZ Regulations and Rules for Eventing or of the FEI Regulations and Rules for Eventing, where applicable, and binds the entrant to abide by them.

The appointment of a Steward or Official, whether or not provided for in these Eventing Rules, does not absolve the Athlete from such responsibility. For any circumstances not specifically covered in these rules reference should be made to the F.E.I. Rules for Eventing, followed by the FEI Rules for Jumping, Dressage or General and Veterinarian Regulations. In any unforeseen or exceptional circumstances, it is the duty of the officials responsible to make a decision in a sporting spirit in accordance with the intention of these rules.

Article 603 – ESNZ EVENTS (501)

The Equestrian Sports New Zealand Events are those held under the rules contained in this book.

1. Events financed by and organised on behalf of ESNZ Eventing, or Affiliated Events financed and organised by an individual or body affiliated to Equestrian Sports New Zealand.
2. All Events must have an Event Schedule which clearly states that the Competition will be run under the Constitutional Rules and Regulations of ESNZ, or the FEI rules and regulations if applicable, and that all applicable

regulations and rules will be strictly enforced. All schedules must be approved by the Discipline Board.

* Refer to NZPCA Annex 5 *

Article 604 – REGISTRATION OF HORSES (504)

1. All Horses must be registered with NF before being entered for any Event run by ESNZ Eventing or run under ESNZ Rules for Eventing, with the exception of CCN65-S/L classes and Express Eventing/Practice Days for which Horses do not need to be registered. **For full details see ESNZ General Regulations.**
2. Infringement of any registration rule may be penalised by a fine not exceeding \$200.00 and/or three months' suspension.

* Refer to NZPCA Annex 5 *

Article 605 – LEVIES

1. Levies will be set by the ESNZ Eventing Board.
2. Levies are payable for any class or event run under ESNZ Rules for Eventing or FEI Rules for Eventing.
3. Levies will be collected on behalf of ESNZ Eventing by the OC for all Athletes starting the Dressage Test.

* Refer to NZPCA Annex 5 *

Article 606 – INTERPRETATION

F.E.I.	Refers to the Fédération Équestre Internationale.
Events	Shall include all types of Eventing competition - CCN-L (Long format) and CCN-S (Short format) where applicable.
ESNZ	Refers to Equestrian Sports New Zealand.
ESNZ Eventing	Refers to a discipline of Equestrian Sports New Zealand.
Organiser	Refers to the person, group, committee or association responsible for the organisation of an Event.
An Event	Refers to the complete meeting run by the Organiser. It extends from one hour before the beginning of the first Horse inspection, or the start of the first competition whichever is the earlier, until half an hour after the announcement of the final results, unless the Schedule provides otherwise.

Competition

Means each individual class in which competitors are placed in order of merit and for which prizes may be awarded.

Reference to the male gender includes all genders.

Reference to Horses include Ponies unless otherwise stated.

CHAPTER II

GENERAL

Article 607 – CATEGORIES OF EVENTS (502)

The types of Events are as follows:

1. **Formats**

- 1.1 Definition Formats define some of the technical aspects of the Competition (duration of the Competition, intensity of the cross-country Test, order of tests, etc.)
- 1.2 **Long Format Competition (CCN-L)** A Long Format Competition may take place over three or more days. The Dressage Test will be spread over one or more consecutive days, depending on the number of competitors, directly followed on the next day by the Cross-Country Test that will be directly followed on the next day by the Jumping Test. When multiple Competitions are running simultaneously a gap day between the Dressage Test and the next Test is permitted, to accommodate the timetable. In the Long Format competitions, the Cross-Country course will be of such a length that the Horse is required to be supremely fit and stamina will be required for success. The Cross-Country Test will always take place before the Jumping Test.
- 1.3 **Short Format Competition (CCN-S)** A Short Format Competition may take place over one or more days. The Dressage Test will always take place first and will be followed on the same or following days by the Jumping and Cross Country Test. In the Short Format competitions, the level of difficulty of the Cross-Country course is similar to the Long Format according to the star system, but the course is shorter, and the intensity of efforts will be higher.

Article 608 – APPLICATIONS TO HOLD EVENTS

1. All applications to hold an Eventing event must be made in writing to the Sport Manager of ESNZ Eventing for approval by the ESNZ Eventing Board. The ESNZ Eventing Board reserves the right to refuse approval. Once an Event has been approved, the Organiser must comply with the ESNZ Eventing Rules for Eventing.
2. An application to approve an Event at a new venue is to be referred first to the ESNZ Eventing Board and secondly to the Technical Advisory Group who will appoint a Technical Advisor to inspect the proposed new venue to assess

its suitability for an Event and if approved by the ESNZ Eventing Board will then be referred to the Sport Manager to negotiate the date and classes.

Article 610 – DISCLAIMER OF LIABILITY

Neither the Organiser of any event to which these rules apply nor the NF nor any agent, employee or representative of these bodies accepts any liability for any accident, loss, damage, injury or illness to Horses, owners, Athletes, spectators, land, vehicles, their contents and accessories or any other personal property whatsoever whether caused by their negligence, breach of contract, or in any other way whatsoever.

Article 611 – RESERVATION OF RIGHT

The Organiser reserves the right:

1. To cancel any class or event.
2. To divide any class and amend prize money accordingly.
3. To alter the advertised times.
4. To refuse any entry (with or without stating a reason).
5. To transfer Athletes between sections of a class.
6. To alter or amend the programme as the Organiser sees fit.
7. To set the prize values and ratios of prizes per starters as per Article 619 and to set withdrawal and substitution policies with Article 646 as the minimum for requirement for refunds.

Reference to this reservation should be printed in the schedule and programme.

Article 612 – TELEVISION - FILM AND VIDEO RIGHTS

Any proposed contract or agreement between or on behalf of the Organiser of any Events for which a fee is payable must be submitted for approval by the ESNZ Eventing Board.

Article 613 – CLASSES (503)

An Event may, subject to the approval of the ESNZ Eventing Board, run all or any of the following classes or alternative classes:

1. CCN4*-S and/or CCN4*-L

2. CCN3*-S and/or CCN3*-L (Art. 613.9a and b applies)
 - 2.1 CCN3*Plus -S Dressage and Jumping is CCN4* Level and Cross Country CCN3* Level
3. CCN2*-S and/or CCN2*-L (Art 613.9a and b applies)
 - 3.1 CCN2*Plus-S Dressage and Jumping is CCN3* Level and Cross Country CCN2* Level
4. CCN1*-S and/or CCN1*-L (Art 613.9a and b applies)
 - 4.1 CCN1*Plus-S Dressage and Jumping is CCN2* Level and Cross Country CCN1* Level
5. CCN105-S and/or CCN105-L (Art 613.9a and b applies)
6. CCN95-S and/or CCN95-L (Art 613.9a and b applies)
 - 6.1 CCN95Plus-S Dressage and Jumping is CCN105 Level and the Cross Country CCN95 Level
7. CCN80-S and/or CCN80-L (Art 613.9a and b applies)
8. CCN65-S (Art 613.9a and b applies)
9. Classes may also be restricted to a particular category of Horses or Athletes. e.g. Pony, Young Horse, Junior, Young Rider, Veteran. However, Rule 9 a and b MER restrictions will still apply.
 - a) A Combination must compete 'Hors Concours' (HC) in Classes 2, 3, 4, 5, 6, 7 and 8 if the combination has two MERs achieved at two levels above the class.
 - b) A, B or C categorised Athletes riding a Horse which has two MERs achieved at two levels above the class, must ride 'Hors Concours' (HC).

ESNZ Eventing Classes' 'Hors Concours' (HC) conditions are:

 - a) Competitors may enter a Class 'Hors Concours' providing they are eligible under the 'ESNZ Rules for Eventing'.
 - b) Horses may only take part by running Hors Concours in a class which is lower than its MER.
 - c) No Horse or Athlete may take part Hors Concours in a class for which either is under qualified.
 - d) The rules for the class and the event will apply and judging in each of the three Tests will be in the normal manner.
 - e) Entry requirements for the class will apply but no prizes will be awarded.
 - f) Qualifications, (MERs), for other competitions can be earned by both Horse and Athlete and will be based on the level of the Cross Country Course.

10. A Dressage with Jumping competition is a two test competition comprised of a Dressage Test and a Jumping Test which must be ridden in that order with both tests run on the same day.

10.1 The competition shall be run under ESNZ Rules for Eventing in the same manner as the Dressage and Jumping Tests of a CCN-S.

10.2 The competitor with the lowest total of penalty points over the two tests is the winner.

10.3 If the final score gives equality of marks to two or more competitors, the classification is decided in favour of the competitor with the lowest total penalties in the Dressage Tests. If there is still equality, the competitor closest to the optimum time in the Jumping Test determines the result. If there is still a tie, the competitors remain tied in the final classification.

* Refer to NZPCA Annex 5 *

11. Events that do not meet any of the above formats must be presented to the Technical Advisory Group for approval at least three months in advance on the requisite template.

Article 614 – PARTICIPATION (504)

1. Athletes:

Athletes entered in Events for Horses run under ESNZ Rules for Eventing:

1.1 Must be a financial member of ESNZ with the exception of Athletes who are competing in New Zealand as members of a visiting national representative team (refer to ESNZ Membership Structure Table)

1.2 Foreign Athletes must become members of ESNZ whilst competing at National events in New Zealand.

1.3 May compete at CCN classes at 4* level from the beginning of the calendar year of their eighteenth birthday.

1.4 May compete at CCN classes at 3* level from the beginning of the calendar year of their sixteenth birthday.

1.5 May compete at CCN classes at 2* level from the beginning of the calendar year of their fourteenth birthday.

1.6 May compete at CCN105-S and CCN1*-S levels regardless of age and at CCN105-L and CCN1*-L from the beginning of the calendar year of their tenth birthday.

1.7 May compete in CCN95 classes regardless of age. For FEI Age requirements, see (503.2)

2. Horses:

2.1 All Horses, with exception of:

- a) Horses competing only in Express Events or CCN65, or
- b) Foreign Horses competing in New Zealand in a national representative team; must be currently registered with ESNZ.

2.2 A Horse must be four years of age or over based on the official foaling date of 1st August to compete in CCN105 and CCN1* classes and below.

2.3 A Horse must be five years of age or over based on the official foaling date of 1st August to compete in a CCN2*.

2.4 A Horse must be six years of age or over based on the official foaling date of 1st August to compete in a CCN3*.

2.5 A Horse must be seven years of age or over based on the official foaling date of 1st August to compete in a CCN4*.

2.6 Senior, Young Rider and Junior CCNs are open equally to Horses and Ponies, provided they and their Athletes meet all the relevant qualifications.

* Refer to NZPCA Annex 5 *

Article 615 – ATHLETE RIDING MORE THAN ONE HORSE (504.1)

1. There is no limitation to the number of Horses an Athlete may ride in an individual competition, class or division of a class, with the following exceptions:
 - 1.1 The Organising Committee may impose a limitation, in its absolute discretion, whether for timetabling or any other reason.
 - 1.2 Where any event has more entries than it can accommodate, no Athlete may ride more than two Horses (or one Horse if so, decided by the OC).
2. Where an Athlete has a Horse in a team competition, he must always ride that Horse before a Horse in the individual competition.

CHAPTER III

ADMINISTRATION

Article 616 – SCHEDULES (507.1)

1. A definite Event Schedule for all Events must be approved by ESNZ not less than 8 weeks prior to the Event commencing and made available, following approval, by the relevant OC at least four weeks prior to the Event commencing. Any changes to the Event Schedule must be, approved by ESNZ Eventing and notified to all competitors and officials as soon as possible.

The Event Schedule must include:

- 1.1 Statement that the Event is held under the ESNZ Rules for Eventing, or where applicable, the FEI Rules for Eventing.
- 1.2 Place and date of event.
- 1.3 Classes to be held.
- 1.4 Name and address or email of Event Secretary.
- 1.5 Approximate timetable.
- 1.6 Dressage Test, entry fee and prizes for each class.
- 1.7 Closing date and conditions of entry.
- 1.8 Method of notification of draw or start times.
- 1.9 Administrative arrangements such as stabling, accommodation.
- 1.10 Whether dogs are permitted on grounds.
- 1.11 Whether presentation is mounted.
- 1.12 Print in full Article 610 - Disclaimer of Liability.
- 1.13 Reference only to Article 611 - Reservation of Right.
- 1.14 The name(s) of the Cross Country Course Designer(s)
- 1.15 The name(s) of the Technical Delegate(s).
- 1.16 The name of a Rider Representative.

* Refer to NZPCA Annex 5 *

Article 617 – PROGRAMMES

1. All programmes should include the following:
 - 1.1 A statement that the Event is held under ESNZ Rules for Eventing, or where applicable, the FEI Rules for Eventing.
 - 1.2 Timetable of classes and tests.
 - 1.3 List of entries with score sheet.
 - 1.4 List of Officials, including Organiser, Technical Delegate, Ground Jury, Stewards, Veterinary and Medical Officers.
 - 1.5 Whether presentation is mounted.
 - 1.6 Print in full Article 610 - Disclaimer of liability.
2. Programmes may include a plan of the Cross Country Course with distance and optimum time and time limit for each class.
3. Programmes for all Events may include:
 - 3.1 Advice on admissibility of dogs and instruction that dogs, when permitted, must be kept on leads.
 - 3.2 Rules on unauthorised assistance.
 - 3.3 Brief rules and system of scoring.

Article 618 – OWNERS

Organisers of Events should provide one pass for one owner of each Horse.

Article 619 – PRIZES (505)

There must be not less than two Athletes taking part in any class for any prize to be awarded. Prizes will be awarded in a ratio of not less than one prize to every five starters; i.e. Between 2-5 starters at least one prize must be awarded, 6-10 starters at least two prizes must be awarded, 11-15 starters at least three prizes must be awarded, 16-20 starters at least four prizes must be awarded, 21-25 starters at least 5 prizes must be awarded, 26-30 starters at least six prizes must be awarded. The number of starters is determined by the number of Athletes starting in the Dressage Test of the class. Also refer to ESNZ General Regulations.

Article 620 – PRESENTATION OF PRIZES

In most cases, prizes will be presented to the winning Athletes unmounted, but Athletes must be correctly attired as for the Jumping Test. If Organisers require

Athletes to be mounted for the presentation of prizes then this must be stated in the Schedule and Programme. Each prize must be collected by the winner in person. The organiser may permit a prize to be received by a suitable deputy. Any prize not collected by the winner or the agreed suitable deputy shall be forfeit at the discretion of the Organising Committee.

Article 621 – RESULTS

The results of any Event must be sent to the Sport Manager ESNZ Eventing immediately after the event together with a copy of the master score sheet for each class.

CHAPTER IV OFFICIALS

Article 622 – JURISDICTION OF OFFICIALS (515.1)

The period of jurisdiction of the Ground Jury commences one hour before the beginning of the first Horse Inspection or one hour prior to the start of the Dressage Test, whichever is earlier, and terminates half an hour after the announcement of the final results. However, the Ground Jury has full jurisdiction also from when they inspect and approve the Cross Country course.

Article 623 – JUDGES (513,515)

Judges must be appointed as follows:

1. Dressage

Judges must be appointed from the ESNZ Dressage Judges' List or from the FEI List of Eventing Judges (who may judge any class) as follows:

1.1 At New Zealand Championship Eventing and CCN-L (Long Format) Events:

Level of Competition	No. of Judges	Level of Judge	
CCN4*	2	ESNZ Dressage Level A-D or FEI Eventing Judge	One judge shall be Level C or above or FEI Eventing Judge Level 3
CCN3*, CCN2*	2	ESNZ Dressage Level A-E or FEI Eventing Judge	One judge shall be Level D or above or FEI Eventing Judge Level 2 or 3
CCN1* and below	2	ESNZ Dressage Level A-F or FEI Eventing Judge	

1.2 At CCN-S (Short Format) Events/Classes:

Level of Competition	No. of Judges	Level of Judge	
CCN4*, CCN3*Plus	2	ESNZ Dressage Level A-D or FEI Eventing Judge	The second judge may come from Level E.
CCN3*, CCN2* Plus	2	ESNZ Dressage Level A-E or FEI Eventing Judge	
CCN2*	2 or 1	ESNZ Dressage Level A-F	Recommend 2 judges, one from Level A-E and one may be from Level F or 1 Judge from Levels A-E
CCN1* CCN1* Plus CCN105	2 or 1	ESNZ Dressage Level A-F	
CCN95 and below	1	ESNZ Dressage Any Level	Preferably from current ESNZ Dressage Judges List but not compulsory.

2. Cross Country

There must be Chief Cross Country Judge and one or two Assistant Cross Country Judges for all Events to supervise the fence judges, starter, timekeeper, scorers and other officials connected with the Cross Country Test. These Judges must be taken from the current ESNZ Cross Country Judge List and/or the FEI list of Eventing Judges.

3. Jumping

In CCN-S Short Format events one Judge taken from the ESNZ or FEI list of Jumping Judges must be used.

In CCN-L Long format events two Judge taken from the ESNZ and/or FEI list of Jumping Judges must be used.

* Refer to NZPCA Annex 5 *

Article 624 – CHIEF CROSS COUNTRY JUDGE/ GROUND JURY (513, 515)

1. In all Events run under ESNZ Rules there will be a Ground Jury.
 - 1.1 In Short formats the President of the Ground Jury will be the Chief Cross Country Judge. The members will be the Assistant Cross Country Judge(s).
 - 1.2 The Chief Judge of the Dressage or Jumping test of the class, or division of a class, will become a member of the Ground Jury for matters pertaining to their respective test.
 - 1.3 In a Long format the Ground Jury will be the Judges for their particular level.
2. The Ground Jury is ultimately responsible for the judging of the competition and for settling all problems that may arise during its jurisdiction. Together with the Technical Delegate, Course Designer and Organiser, it shall endeavour to ensure that all arrangements for the competition, including the arenas, courses and obstacles, are appropriate. If after consultation with the Technical Delegate, the Ground Jury is not satisfied with the arrangements of courses, it is authorised to modify them.
3. The Inspection Committee for the first and second inspections at a CCN-L (Long format) shall comprise the Ground Jury and the Official Veterinarian with the President of the Ground Jury in charge.
4. During the Cross Country Test of a CCN-L a member of the Ground Jury will be based at the Control Centre to adjudicate any unforeseen eventualities. Another member of the Ground Jury or his nominee together with the Official Veterinarian will be based at the end of the Cross Country Course.
5. The Ground Jury for the Cross Country Test will be responsible for determining Protests against decisions by technical personnel, including fence judges and timekeepers, on the Cross Country Test and may substitute their judgement for that of any Judge or Official, whether in favour of the Athlete or not.
6. Any member of the Ground Jury shall have the duty and full authority at any time during the competition to eliminate from the competition any Horse that is lame, sick or exhausted and any Athlete that is unfit to continue. There is no appeal against such a decision.
7. The Ground Jury may not order a competition to start until the Technical Delegate has reported that the course is ready. Thereafter the Ground Jury is solely responsible for the conduct of the competition.
8. The period of jurisdiction of a Ground Jury extends from one hour before the start of the Event or Test until half an hour after the announcement of the results of the competition or test for which the Ground Jury has been

appointed. If a Protest is made during the period of jurisdiction the Ground Jury remains responsible until the Protest has been settled.

9. The following may not serve on the Ground Jury at an Event:
 - 9.1 The Technical Delegate,
 - 9.2 The Course Designer,
 - 9.3 An Athlete taking part in the competition,
 - 9.4 Chefs d'Équipe,
 - 9.5 Team Officials whose Athletes are entered in the competition,
 - 9.6 The Official Veterinarian,
 - 9.7 The Appeal Committee appointed for the competition,
 - 9.8 Any person who may be subject to a conflict of interest, and
 - 9.9 The owner of a horse taking part in the Event.

* Refer to NZPCA Annex 5

Article 625 – APPEAL COMMITTEE

An Appeal Committee will be approved by the ESNZ Eventing Board for all New Zealand Championship Events run under ESNZ Rules. For all other Events it is not compulsory to appoint an Appeal Committee.

Article 626 – TECHNICAL DELEGATE (513, 515)

1. An ESNZ Eventing Technical Delegate, a Level 3 FEI Eventing Technical Delegate or a Level 2 FEI Eventing Technical Delegate will be approved by the ESNZ Eventing Board for all New Zealand Championships and CCN-L events on the recommendation of the Organiser. The Technical Delegate so appointed for a CCN-L must have had previous experience as a Technical Delegate or an Assistant Technical Delegate at a CCN-L.
2. For all other Events it is the responsibility of the Organiser to appoint a Technical Delegate.
 - 2.1 A Technical Delegate must be selected from the current ESNZ List of Technical Delegates for Eventing or be on the FEI List of Technical Delegates.
 - 2.2 An Assistant Technical Delegate must be selected from the current ESNZ List of Technical Delegates for Eventing or be on the FEI List of Technical Delegates.

- 2.3 A Technical Delegate shall be appointed to officiate at one event for a maximum of 3 consecutive years.
- 2.4 A Technical Delegate shall not officiate at more than 3 levels per event.
3. The powers, duties and responsibilities of a Technical Delegate are as follows:
 - 3.1 The Technical Delegate will approve the technical and administrative arrangements for the conduct of the Competition including examinations and inspections of Horses, accommodation of Horses and Athletes, stewarding of the Competition, liaison with the Chief Medical Officer in regard to the Medical plan as well as the implementation of the Serious Incident Management Protocol.
 - 3.2 For all three tests, he will inspect and approve the courses, arenas and facilities for exercising and training, including the type and dimension of obstacles and the measurement of all courses, with particular reference to their suitability for the level of the event. Technical Delegates are specifically required to measure all courses to ensure they are of the indicated distances. He must be able to inspect early enough to allow for modifications to be made. He may request one or more Horses to try out any part of the arenas or courses or any obstacles.
 - 3.3 He will supervise the briefing and conduct of all technical personnel.
 - 3.4 He will investigate all enquiries regarding scoring, including penalties awarded and report to and advise the Ground Jury on any decisions they are required to make.
 - 3.5 Until he has reported to the Ground Jury that he is satisfied with all the arrangements, the authority of the Technical Delegate shall be absolute. Thereafter he will continue to supervise the technical and administrative conduct of the Event and will advise and assist the Ground Jury, Chief Steward, Official Veterinarian and the Organiser.

* Refer to NZPCA Annex 5 *

Article 627 – COURSE DESIGNER (513, 515)

1. Course Designers will be approved by the ESNZ Eventing Board on the recommendation of the Organiser for all CCN-L events and for all NZ Championship Events from the current ESNZ and FEI List of Course Designers for Eventing
2. The Course Designer appointed by the Organiser is responsible for the layout, measurement, preparation and marking of the route of the Cross Country Test.

3. He is responsible for the design, construction and marking of the obstacles on the Cross Country Test.
4. He is ultimately responsible for the layout, design and construction of the Jumping Test. This duty may be delegated to a Jumping Course Designer on the ESNZ national jumping list but the Event Course Designer must ensure that the course is suitable for Eventing.
5. He shall report to the Technical Delegate when he is satisfied that the course is ready in all respects.
6. If an obstacle has to be rebuilt during a competition, he must report to the Technical Delegate or the President of the Ground Jury that the obstacle is rebuilt in accordance with the specifications approved for the obstacle.
7. The Course Designer must be present during the event's Cross Country test he is responsible for. If for any serious reason, the appointed Course Designer cannot be present, a qualified CD of at least List 2 or above, familiar with the course, can be appointed to replace him.

* Refer to NZPCA Annex 5 *

Article 628 – STEWARDS (513, 515)

1. At all events run under ESNZ rules, a Chief Steward, and such assistant stewards as are necessary, will be appointed. At CCN Short Format, the Chief Steward may be an ESNZ Eventing Steward. For all CCN Long Format, they must be a FEI Eventing Steward.
2. It is the responsibility of the Organising Committee to appoint the Stewards for all events. For New Zealand Championship Events, the appointment of the Chief Steward must be approved by the Board of ESNZ Eventing.
3. The Stewards are responsible to ensure that the general welfare of the Horses is looked after, and in particular to ensure that the rules regarding exercise and warming up are obeyed. Gear Inspectors, if appointed, will be under the control of the Chief Steward.
4. A Steward must be present whenever the practice obstacles are being used. Other practice and exercise areas, and the stables and truck park, may be patrolled by Stewards in a random manner.

* Refer to NZPCA Annex 5 *

Article 629 – OFFICIALS

1. The ESNZ Eventing Board will approve:
 - 1.1 The Judges for all New Zealand Championship Events on the recommendation of the Organiser.
 - 1.2 The Technical Delegate for all New Zealand Championship and CCN-L events on the recommendation of the Organiser.
2. The Chief Steward for all New Zealand Championship Events on the recommendation of the Organiser.
3. The Organiser will appoint -
 - 3.1 All other Officials at New Zealand Championship and CCN-L events.
 - 3.2 The Officials at all other Events.
4. Medical - Refer to Article 635 for presence of medical personnel during the Event.
5. Veterinary - The Organiser must appoint a Veterinarian to be the Official Veterinarian for the Event. Refer to Article 637 for presence of Veterinarian during an Event.

Article 630 – ESNZ EVENTING TECHNICAL ADVISORS

1. The Technical Advisory Group will appoint Technical Advisors from the ESNZ list of Eventing Technical Delegates.
2. The Duties of the Technical Advisors include:
 - 2.1 To act as adviser for a specific event or area for a specific timeframe as outlined by the Technical Advisory Group (TAG), adhering to the TAG Technical Advisor Position Description

Article 631 – APPOINTMENT OF OFFICIALS

1. All Officials must declare to the Organising Committee any real or perceived **conflict of interest** that may influence decisions or actions that the said official may take prior to or during the event before accepting an appointment.
 - 1.1 Conflict of Interest could be, but not limited to, family relationships competing or officiating, ownership or financial interest in a horse competing, training (coaching, training or schooling with or without monetary compensation) of horse and or rider, wanting to compete at the event, recent ownership of a horse or any other occurrence that may influence a decision.

2. The Official having accepted the appointment and the Organising Committee have the duty to eliminate or minimise any conflict prior to the event starting but in so doing must not in any way compromise the safety, efficiency, or legality of the event.
3. The Organising Committees must complete the Declaration of Interest form setting out any actual or perceived conflict of interests for all officials. This document must be sent along with the proposed list of officials to the Sport Manager as part of the Event Schedule 8 weeks prior to the event (Article 616).
4. The Sport Manager and Technical Advisory Group reserve the right to contact the Organising Committee concerning either the event's List of Officials or Declaration of Interest documentation before the event.
 - 4.1 The Declaration of Interest document should be available at the Event for review by all competitors, supporters, volunteers, and officials upon request.
5. If a Conflict of Interest arises during the event, this will fall under the jurisdiction of the Ground Jury and in particular the President of the Ground Jury/Chief Cross Country Judge. (Article 624)

Officials required for National Classes:

	List 3	List 2	List 1	FEI Level 2	FEI Level 3
CD	CCN 65-95	CCN 65-2*	CCN 65-3*	CCN 65 – 3*	CCN 65 - 4*
TD	CCN 65-95	CCN 65-2*	CCN 65-3*	CCN 65 – 3*	CCN 65 - 4*
XCJ	Assistant only	CCN 65-2*	CCN 65-3*	CCN 65 – 3*	CCN 65 - 4*
Stewards	Assistant only	CCN65-3*			CCN 65 - 4*

Article 632 – OFFICIALS' EDUCATION

Officials shall attend a National Seminar at least once every three years to maintain their officiating level.

CHAPTER V

TECHNICAL REQUIREMENTS

Article 633 – MINIMUM ELIGIBILITY REQUIREMENTS FOR HORSE AND ATHLETE (516-522)

1. Minimum Eligibility Requirement (MER)

1.1 A qualifying result (MER) is achieved by completing a competition within minimum parameters of all round performance as follows:

- a) Dressage Test: not less than 55% in the Dressage test.
- b) Cross Country Test:

A clear round at obstacles (activating a maximum of one frangible device or having a maximum of one missing flag will maintain the MER result on Cross Country).

Not more than 75 seconds (30 penalties) exceeding the optimum time in the Cross Country Test Competitions at 4* Level and below.

- c) Jumping Test: not more than 16 penalties at obstacles.

* When multiple Minimum Eligibility Requirements are required one of the Minimum Eligibility Requirements may be replaced by a score that has 20 faults Cross Country but satisfies all other requirements to be a Minimum Eligibility Requirement.

NOTE: All MERs obtained in previous years will be counted according to the rules in place at that time. MERs do not expire.

2. There are no dispensations for MERs.

3. **CCN-S (Short)**

3.1 To enter a CCN2*-S the Horse and Athlete (not necessarily the same combination) must have two MERs at CCN1*-S or CCN105-S level, one of these may not have more than 20 Cross Country Jump Faults.

3.2 To enter a CCN3*-S, the Horse and Athlete (not necessarily the same combination) must have two MERs at CCN2*-S level, one of these may not have more than 20 Cross Country jumping faults.

3.3 To enter a CCN4*-S, the Horse and Athlete (not necessarily the same combination) must have two MERs at CCN3*-S level, one of these may not have more than 20 Cross Country jumping faults.

Level	MERS
CCN1*-S and below	No Requirement
CCN2*-S	2 x CCN1*-S/CCN105-S
CCN3*-S	2 x CCN2*-S
CCN4*-S	2 x CCN3*-S

4. CCN-L (Long)

- 4.1 To enter a CCN80-L the Horse and Athlete (not necessarily the same combination) must have two MERs at CCN80-S level, one of these may not have more than 20 Cross Country jumping faults.
- 4.2 To enter a CCN95-L the Horse and Athlete (not necessarily the same combination) must have two MERs at CCN95-S level, one of these may not have more than 20 Cross Country jumping faults.
- 4.3 To enter a CCN105-L the Horse and Athlete (not necessarily the same combination) must have two MERs at CCN105-S level, one of these may not have more than 20 Cross Country jumping faults.
- 4.4 To enter a CCN1*-L the Horse and Athlete (not necessarily the same combination) must have two MERs at CCN105-S or CCN1*-S level, one of these may not have more than 20 Cross Country jumping faults.
- 4.5 To enter a CCN2*-L the Horse and Athlete (not necessarily the same combination) must have two MERs at CCN2*-S level, one of these may not have more than 20 Cross Country jumping faults.
- 4.6 To enter a CCN3*-L the Horse and Athlete (not necessarily the same combination) must have two MERs at CCN3*-S level, one of these may not have more than 20 Cross Country jumping faults.
- 4.7 To enter a CCN4*-L the Horse and Athlete (not necessarily the same combination) must have two MERs at CCN4*-S level, one of these may not have more than 20 cross country jumping faults.
- 4.8 Organisers may impose additional qualifications for Horses which must be published in the Schedule for the event.

Level	MERS
CCN80-L	2 x CCN80-S
CCN95-L	2 x CCN95-S
CCN105-L	2 x CCN105*-S
CCN1*-L	2 x CCN1*-S/CCN105-S
CCN2*-L	2 x CCN2*-S

Level	MERS
CCN3*-L	2 x CCN3*-S
CCN4*-L	2 x CCN4*-S

- 4.9 MERS for CCN105 and CCN1* are interchangeable.
5. An Athlete / Horse combination having participated in an event without the appropriate qualifications will be disqualified from the specific event.

6. FEI Eligibility Requirements

Level		Athlete Type	NZ Athlete Minimum Eligibility Requirements
CCI-S	1*	All Athletes	2 x CCN105-S or 1 x CCN1* and 1 x CCN105-S or 2 x CCN1* one must have 0 XC Jump Faults (horse & athlete, not necessarily the same combination)
	2*	All Athletes	2 x CCN105-S or 1 x CCN1* and 1 CCN105 or 2 x CCN1* one must have 0 XC Jump Faults (horse & athlete, not necessarily the same combination)
	3*	Uncategorised Athletes	1 x CCN2*-S and 1 x CCI2*-S
		D Athletes	1 x CCN2*-S
		A, B, & C FEI Athletes	1 x CCN2* (horse only)
	4*	Uncategorised, C or D Athletes	3 x CCI3*-S
		A or B FEI Athletes	1 x CCI3* (horse only)
CCI-L	2*	All Athletes	2 x CCN2*-S or 1 x CCN2*-S + 1 x CCI-2*-S or 2 x CCI2*-S (Horse & Athlete, not necessarily the same combination) any one MER must have 0 XC Jump Faults.
	3*	Uncategorised Athletes	2 x CCI3*-S and (1 x CCI2*-L or 1 x CCI3*-S)
		D Athletes	1 x CCI2*-L or 1 x CCI3*-S
		A, B, & C FEI Athletes	1 x CCI2*-L or 1 x CCI3*-S (horse only)
	4*	Uncategorised, C or D FEI Athletes	2 x CCI3*-L and 1 x CCI4*-S or 1xCCI3*L and 2xCCI4*S
		A or B FEI Athletes	1 x CCI3*-L (horse only)
	5*	Uncategorised, C or D Athletes	2 x CCI4*-L and 3 x CCI4*-S
		B Athletes	1 x CCI4*-L and 3 x CCI4*-S
		A Athletes	See FEI Rules

Notes:

1. Refer to FEI Eventing Rules, Chapter 5, Article 519 Athletes Categories for definitions and requirements of proven competence.
2. Minimum Eligibility Requirements:

- a) Refer to ESNZ Eventing Rules Article 633 – MINIMUM ELIGIBILITY REQUIREMENTS FOR HORSE AND ATHLETE For National Event Requirements
 - b) Refer to FEI Eventing Rules Article 517 Minimum Eligibility Requirement (MER) For FEI Event Requirements
3. The requirements in *Italics* are those set by the FEI.
 4. Long MERs can be substituted for short format MERs but not visa versa.

CHAPTER VI

ATHLETES AND HORSES WELFARE

Article 634 – ATHLETES WELFARE (523)

1. Medical Information

To ensure that vital information is available to first aid or medical personnel in case of emergency, athletes must comply with the following:

- a) Providing valid contact information is mandatory for all Athletes. The telephone number of an accompanying person/next-of-kin must be provided to the Event secretariat upon arrival (OC and medical officer to ensure all information has been received before the Cross Country).

- b) Declaration of medical condition:

Athletes with medical conditions that may be relevant in the case of a medical emergency are responsible, at every Event when riding, for wearing a medical data carrier* from a system provider able to communicate information at least in English. Alternatively (and at the minimum) a medical armband of good quality can be used. Athletes who chose to wear an armband should download and fill the form available for this purpose on the FEI's website.

*Medical data carrier (also called "medical identification tag"): small emblem or tag worn on a bracelet, neck chain, or on the clothing, intended to alert paramedics/physicians/first responders that the wearer has an important medical condition.

Conditions that are relevant include recent head injury, serious past injuries/surgery, chronic health problems such as diabetes, long-term medications and allergies. If in doubt, the Athlete should discuss this with his own treating physician.

2. For the duration of the competition it is a requirement that an Athlete ensures that they have no current medical condition (e.g. concussion) that may adversely affect their ability to compete safely.
3. An Athlete who falls during any Test (Dressage, Jumping or Cross-Country and warm-up) on the competition site or in competition must be checked by the medical/first-aid team before competing in another test, or on another horse or leaving the grounds. If an athlete, having had a fall, leaves the grounds without first having a medical check, will receive a fine not exceeding \$100, an Eventing Warning Card (Annex 8) or an ESNZ Official Warning.

- 3.1 The medical check must include a concussion assessment, such as the Concussion Recognition Tool-5 (CRT-5) or ACC SportSmart Concussion Recognising the Signs.
 - 3.2 All failed concussion tests must be reported to ESNZ via both their Blue Card system and their Health & Safety Incident Reporting system.
 - 3.3 All incidences that result in an athlete sustaining an injury or illness or the athlete having to leave the competition site by ambulance for further medical treatment as a result of a fall need to also be reported via the ESNZ Health & Safety Incident Reporting system.
4. The Athlete is fully responsible for ensuring that this examination takes place.
 - 4.1 During the Dressage Test of an Eventing competition a fall of Athlete is elimination (Article 661.1.3.). Any Athlete who has a fall during Dressage Test must be cleared by the medical team including a concussion test as per the ESNZ Concussion Policy before they can take any further part in the competition on another horse.
 - 4.2 Any Athlete who has a fall during jumping is eliminated (Article 672.1 &.2) and must be checked and cleared by the medical team including a concussion test as per the ESNZ Concussion Policy before they can take any further part in the competition on another horse.
 - 4.3 During the Cross Country Test of an Eventing competition, a fall on course leads to elimination (Article 666.1.2.). All Athletes who fall on the Cross Country course must be checked and cleared by the medical team including a concussion test before they ride another horse at the event or they leave the grounds. After elimination as a result of a fall on cross country an Athlete may not remount until they are checked by the medical team.
 - 4.4 An Athlete who has a fall while warming-up before any test of the event needs to be checked and cleared by the medical team including a concussion test as per the ESNZ Concussion Policy before they can take any further part in the competition.

Article 635 – MINIMUM STANDARDS FOR MEDICAL PERSONNEL AND SERVICES AT CCN-L and CCN-S EVENTS (Annex 4)

1. Prior to a CCN-L or CCN-S Event
See Annex 4: 4.1

2. During the Dressage & Jumping Tests of a CCN-L or CCN-S Event

See Annex 4: 4.2

3. During the Cross-Country Test of a CCN-L or CCN-S Event

See Annex 4: 4.3

Annex 4 outlines the medical service coverage to be implemented by Organising Committees (OCs) at ESNZ Eventing Competition (CCN-L and CCN-S). It also includes the definitions of the medical personnel and their skill requirements plus that for Treatment Centre/s and vehicles along with the resources needed.

Dressage Test

	Officer 1	Officer 2	
FEI	Paramedic	First Aid certificate Holder	Ambulance or Treatment centre & Rapid response vehicle
National	EMT	First Aid certificate Holder	Ambulance or Treatment centre & Rapid response vehicle

Cross Country Test

	Officer 1	Officer 2	Officer 3	
FEI	ICP	EMT	First Aid certificate Holder	Ambulance or Treatment centre & Rapid response vehicle
National	Paramedic	EMT		Ambulance or Treatment centre & Rapid response vehicle

Jumping Test

	Officer 1	Officer 2	
FEI	Paramedic	First Aid certificate Holder	Ambulance or Treatment centre & Rapid response vehicle
National	EMT	First Aid certificate Holder	Ambulance or Treatment centre & Rapid response vehicle

Article 636 – INSPECTION AND EXAMINATION OF HORSES (524)

1. CCN-L (Long Format)

1.1 Examination upon Arrival

This takes place on the arrival of Horses at the stables of the event. It is performed by a qualified veterinarian, normally the Associate Veterinarian, appointed by the Organising Committee. The object is to establish first each Horse's identity and veterinary history (vaccination, etc.) and second, each Horse's state of health (but not its soundness). The Organising Committee must fix the place and timetable for this examination in agreement with the Veterinary Delegate and inform in advance the Chefs d'Équipe and/or the individuals. Doubtful cases must be reported to the Ground Jury or Appeal Committee as appropriate, as soon as practicable and, in any case, before the First Horse Inspection.

1.2 First Horse Inspection

This takes place before the Dressage Test, normally the day before. It is conducted by the Ground Jury and the Veterinary Delegate acting together as a committee with the President of the Ground Jury in charge. The Horses must be inspected in hand, at rest and in movement on a firm level, clean but not slippery surface. The committee has the right and the duty to eliminate from the competition any Horse that they judge is unfit, whether on account of lameness, lack of condition or for any other reason. In a doubtful case the Ground Jury may direct that the Horse be put in an officially supervised holding area for examination by the Associate Veterinarian. He will report any findings to the Ground Jury and the Veterinary Delegate, prior to the Horse being re-inspected by the committee, should the Athlete decide to represent the Horse. Horses in the holding area will be under the supervision and control of the Associate Veterinarian. In the event of equality of votes within the committee, the President of the Ground Jury will have a second and casting vote, and the decision will be announced immediately.

1.3 Examination after Cross Country Obstacle Test

This takes place after the Athlete has finished the Cross Country. It is conducted by a qualified veterinarian appointed by the Organising Committee in agreement with the Veterinary Delegate. In addition to carrying out any immediate treatment required by an injured or exhausted Horse, this veterinarian will decide if each Horse:

- is fit to return immediately on foot to its own stable,
- should remain for further treatment before returning to its stable,

- should be transported by vehicle (which must be available) either direct to its stable or to a veterinary hospital. This veterinarian has no authority to eliminate any Horse from the competition but must report any doubtful case to the Ground Jury and to the Veterinary Delegate.

1.4 Second Horse Inspection

This takes place before the Jumping Test. It is conducted by the same committee and under the same conditions as the First Horse Inspection.

1.5 Appeal

At the two inspections where a Horse may be eliminated from the competition, there can be no appeal against the decision of the committee concerned. However, if requested, the president must give a reason for the committee's decision after the completion of the whole inspection. The Veterinary Delegate will be a member of the committee present at these two Horse inspections.

1.6 During the Competition

At any other time during the competition, any individual member of the Ground Jury has the right and the duty to eliminate any Horse, which in his opinion is lame or unfit to continue.

1.7 Public

The Horse Inspections shall be open to viewing by the public.

2. CCN-S (Short Format) run over One or more days

2.1 There will be no Horse Inspection.

At any time during the competition any individual member of the Ground Jury has the right and duty to eliminate any Horse which in his opinion is lame or unfit to continue.

* Refer to NZPCA Annex 5 *

Article 637 – MINIMUM STANDARDS FOR VETERINARY SERVICES AT EVENTS

1. CCN Short Format

1.1 New Zealand Championship: The Official veterinarian must be present throughout the event.

1.2 All other Events:

- 1.2.1 Dressage Test - The Official Veterinarian does not have to be present for the Dressage Test but must be available within thirty minutes of being called.
- 1.2.2 Jumping Test. Organising Committees should have a Veterinarian present. If this is not possible the Organising Committee must arrange to have direct contact with the 'Vet-on-Call' and make available to all competitors the Veterinarian's phone number.
- 1.2.3 Cross Country Test. The Official Veterinarian must be present for this.
- 1.2.4 Any horse that falls in cross country must be checked by the Veterinarian on course before leaving the grounds.

2. **CCN Long Format**

2.1 New Zealand Championships: The Official Veterinarian must be present throughout the event.

2.2 All other events:

- 2.2.1 Dressage Test: The Official Veterinarian does not have to be present for the Dressage Test but must be available within thirty minutes of being called.
- 2.2.2 Cross Country Test: The Official Veterinarian, and his assistant, together with another Veterinarian, who is not otherwise involved in inspection procedures and who will provide general Veterinary Services must be present.
- 2.2.3 Jumping Test: The Official Veterinarian must be present.

3. The Organiser should establish a centrally sited Veterinary Station at all events.

4. The following must be provided by Organisers at all events:

- 4.1 An effective method of communications for all Veterinarians on duty:
- 4.2 A four-wheel drive vehicle to facilitate access to every part of the course:
- 4.3 Equipment and supplies to deal with all emergencies, including euthanasia:
- 4.4 Screens for erecting around injured Horses (to shield from the public):
- 4.5 A low-loading transporter for removing dead or seriously injured Horses from the course or the arena and sufficient personnel familiar with the procedures of such removals.

* Refer to NZPCA Annex 5 *

Article 638 – DESTRUCTION OF SEVERELY INJURED HORSES

1. If a Horse is so severely injured that on humanitarian grounds it ought to be destroyed, the following procedure will apply:
 - 1.1 If the owner or his authorised representative is present his agreement will first be obtained by the Official Veterinarian or in his absence a veterinarian.
 - 1.2 If the owner or his representative is not available, the President of the Ground Jury or the Technical Delegate, acting on the advice of the Official Veterinarian or in his absence a veterinarian, may order the destruction of the Horse.
 - 1.3 If a veterinarian is unavailable, then the President of the Ground Jury or the Technical Delegate may order the destruction of the Horse.
2. The method of destruction shall be at the absolute discretion of the veterinarian or in the absence of a veterinarian, the President of the Ground Jury or the Technical Delegate.

Article 639 – DANGEROUS RIDING (525)

1. Definition

Any Athlete who, at any time during the Competition deliberately or unintentionally by incompetence is exposing himself, his Horse or any third party to a higher risk than what is strictly inherent to the nature of the Competition will be considered to have acted dangerously and will be penalised accordingly to the severity of the infringement. Such acts may include without limitation any of the following:

- a) Riding out of control (Horse clearly not responding to the Athletes restraining or driving aids).
- b) Riding fences too fast or too slow.
- c) Repeatedly standing off fences too far (pushing the Horse to the foot of the fence, firing the Horse to the fence).
- d) Repeatedly being ahead or behind the Horse movement when jumping.
- e) Series of dangerous jumps.
- f) Severe lack of responsiveness from the Horse or the Athlete.
- g) Continuing after a fall or any form of elimination.
- h) Endangering the public in any way (e.g. jumping out of the roped track).

- i) Jumping obstacles not part of the course.
- j) Wilful obstruction of an overtaking Athlete and/or not following the instructions of the Officials causing danger to another Athlete.
- k) Pressing a tired horse.

Any individual member of the Ground Jury and the Technical Delegate has the right and the duty to monitor possible cases of dangerous riding and, if appropriate and practical, to stop and eliminate an Athlete on the Cross Country course for dangerous riding. If not directly witnessed by the Ground Jury, the incident must be reported as soon as possible to the Ground Jury who will decide if and how to penalise the Athlete. The President of the Ground Jury can in addition designate one or more assistants (e.g. experienced Eventing Officials who are not in an Official function at the Competition, experienced Athletes or/and trainers not directly involved in the Competition) to help to monitor possible cases of dangerous riding in the Cross Country. The President of the Ground Jury will decide their specific role, authority and reporting procedure. It is recommended that these additional Officials be grouped in pairs on the Cross Country course.

2. Warnings and Penalties

2.1 Different cases of dangerous riding will be dealt with one or any combination of the following provisions, at the discretion of the Ground Jury/Chief Cross Country Judge:

- ESNZ Eventing Warning Card (Annex 8) - Stopped riders on course for dangerous riding, series of bad jumps or pressing a tired horse. And will be eliminated. Riders that haven't been stopped on course for dangerous riding, pressing a tired horse, will also be eliminated.
- 25 penalties for all factual infringements i.e. rider jumping fence not part of their course, obstructing another athlete, jumping a laneing rope, endangering public or officials.
- Verbal warning or ESNZ Eventing Warning Card (Annex 8). For carrying on after elimination, or for judgement calls such as riding too fast etc. To be used as an educational tool especially at CCN 65 & CCN 80.
- ESNZ Official Warning (GR Art. 143) - Serious Acts of Dangerous riding.
- Elimination – Serious acts of dangerous riding.

- 2.2 The 25 penalties are considered as an addition to scores and can be given at any time during the competition. The penalties must be reported in the results as a Cross Country obstacle penalties, Dressage penalties or Jumping obstacle penalties.
- 2.3 An ESNZ Official Warning must always be reported by the Technical Delegate to be added on the Athlete's profile in the data base. Two (2) Eventing Warning Cards in twelve (12) months will trigger an ESNZ Official Warning. All Eventing Warning Cards will be held by Eventing NZ for twelve (12) months.

3. Elimination Before Cross Country

- 3.1 As a preventive risk management measure, the Ground Jury, at any time throughout the Competition, has the right and the duty to eliminate an Athlete to prevent him from starting the Cross Country Test, if there is a serious concern regarding their ability to control the Horse in that test.
- 3.2 Any such elimination must be associated with a Verbal Warning or Official Warning.
- 3.3 Athletes who are eliminated in one test of the competition cannot ride in subsequent tests unless approval has been given by the Technical Delegate in conjunction with the Ground Jury and the Organising Committee.
- 3.4 Athletes can only ask to continue HC if they have been eliminated for a technical reason only.
- 3.5 There is no obligation on the part of the Ground Jury/XC Judge, OC or TD to allow a rider to continue.

Article 640 – ABUSE OF HORSE (526)

1. Definition

Abuse of Horse means an action or omission which causes or is likely to cause pain or unnecessary discomfort to a Horse included but not limited to:

- a) Rapping.
- b) Riding an exhausted Horse.
- c) Excessive pressing of a tired Horse.
- d) Riding an obviously lame Horse.
- e) Excessive use of whip, bit and/or spurs.
- f) Horses bleeding indicating excessive use of the whip and/or spurs.

- g) Over riding: which does not necessarily induce visible marks.
- h) Serious case of dangerous riding.

If not directly witnessed by the Ground Jury, the incident must be reported as soon as possible to the Ground Jury through the Secretary of the Organising Committee or Cross Country Control Centre as appropriate. Where possible the report should be supported by a statement from one or more witnesses.

2. **Warnings and Penalties**

Any act or series of actions that in the opinion of the Ground Jury can be defined as abuse of Horse will be dealt with in one or more of the following provisions:

- ESNZ Eventing Warning Card (Annex 8) or Verbal Warning.
- ESNZ Official Warning. (GR Art 143)
- Elimination.
- Fine. (Up to \$150)
- Disqualification.

2.1 An ESNZ Official Warning must always be reported by the Technical Delegate to be added on the Athlete's profile in the data base. Two (2) Eventing Warning Cards in twelve (12) months will trigger an ESNZ Official Warning. All Eventing Warning Cards will be held by Eventing NZ for twelve (12) months.

3. **Use of the Whip**

Excessive and/or misuse of the whip maybe considered abuse of Horse and will be reviewed case by case by the Ground Jury according to the following but not limited to the following principles:

- a) The whip is not to be used to vent an Athlete's temper.
- b) The whip is not to be used after elimination.
- c) The whip is not to be used after a Horse has jumped the last fence on a course.
- d) The whip is not to be used overhand, (i.e. a whip in the right hand being used on the left flank).
- e) The whip is not to be used on a Horse head.
- f) The whip is not to be used more than two times for any one incident.
- g) Multiple excessive uses of a whip between fences.

- h) If a Horse's skin is broken or has visible marks the use of whip will always be deemed to be excessive.

4. **Blood on Horses**

Blood on Horses must be reviewed case by case by the Ground Jury. Not all cases of blood will lead to elimination.

- 4.1 Dressage Test: If the Dressage Judge/Ground Jury suspects bleeding on the Horse during the test, he will stop the Horse to check. If the Horse shows fresh blood, it will be eliminated. The elimination is final.

If the Judge through examination clarifies that the Horse has no fresh blood, the Horse may resume and finish its test (refer to article 430 of the FEI Dressage Rules).

- 4.2 Cross Country Test: For the cross-country Test, all blood on the horse, if induced by athlete (spurs, bit, and whip), must be reviewed case by case by the Ground Jury. Non-minor cases of blood will result in Elimination(*). In minor cases of blood in the mouth, such as where a Horse appears to have bitten its tongue or lip, or minor fresh bleeding, after investigation in consultation with the Veterinarian, the Ground Jury may authorise the Athlete to continue.

- 4.3 Jumping Test: Horses with blood on the flank(s) and/or bleeding in the mouth will be eliminated. In minor cases of blood, such as where a Horse appears to have bitten its tongue or lip, Officials may authorise the rinsing or wiping of the mouth and allow the Athlete to continue; any further evidence of blood in the mouth will result in Elimination (refer article 241).

(*) For all minor cases of blood induced by the Athlete in the mouth or related to spurs a Verbal Warning will be issued by the Ground Jury after providing the Athlete the opportunity to have a hearing.

* Refer to NZPCA Annex 5 *

CHAPTER VII

GENERAL COMPETITION RULES

Article 641 – CLASSIFICATION (528)

1. Classification in the Three Tests

- 1.1 In the Dressage Test, each Athlete's good marks awarded by the judges are converted into penalty points. They are recorded for inclusion in the final classification and published.
- 1.2 In the Cross Country Test, each Athlete's penalties for faults at obstacles are added to the penalties that he may have incurred for excess time on Cross Country. They are recorded for inclusion in the final classification and published.
- 1.3 In the Jumping Test, each Athlete's penalties for faults at obstacles are added to the penalties that he may have incurred for excess time. They are recorded for inclusion in the final classification and published.

2. Individual Final Classification

- 2.1 The winning individual is the Athlete with the lowest total of penalty points, after adding together, for each Athlete, the penalty points incurred. If there is equality of scores:
- 2.2 The best Cross Country score including faults at obstacles and time penalties.
- 2.3 If there is still equality, the classification is decided in favour of the Athlete with the highest positive Dressage points
- 2.4 If there is still equality, the classification is decided in favour of the Athlete whose Cross Country time was closest to the optimum time.
- 2.5 If there is still equality, the Athlete with the best Jumping score (time & obstacles).
- 2.6 If there is still equality, the Athlete with the best time (fastest) in the Jumping Test.
- 2.7 If there is still equality, the classification will be decided in favour of the Athlete with the best total of the Collective Marks in the Dressage Test.
- 2.8 If there is still equality the tie will remain in the Final Classification.

3. **Team Final Classification**

3.1 The winning team is that with the lowest total of penalty points, after adding together the final scores of the three highest placed Athletes in the team. For the purposes of Team Classification only, an Athlete who fails for any reason to complete the entire competition will be awarded 1000 penalty points.

3.2 In the event of equality between any two or more teams, the classification will be decided by the best combined highest three placings - e.g. a team with Athletes ranked individually 2nd, 8th and 12th, team total 22, will beat one with Athletes ranked 1st, 7th and 15th, team total 23. Should these figures be equal, a tie shall be declared.

4. **Disqualification or elimination** from one of the tests entails disqualification or elimination from the final classification.

5. **Disqualification due to positive Prohibited Substances** test an Athlete or Horse.

5.1 Official Team Competition:

Should an Athlete and/or Horse be disqualified for positive Prohibited Substances test, the Athlete's result will be annulled. The team's result will be recalculated not taking into account the results achieved by the disqualified Athlete/Horse.

5.1.1 If by removing the disqualified member from the team, the number of the team members is still within the minimum required number of three Athletes/Horses per team; the team will be considered eligible and be classified accordingly.

5.1.2 If by removing the disqualified member from the team results, the number of the team members falls under the minimum required number (less than three Athletes/Horses per team), the team shall be disqualified. The classification of the other teams will be amended accordingly and prizes / (medals if applicable) redistributed.

5.2 Individual Classification:

If an Athlete and/or Horse is disqualified in the Individual event due to a positive Prohibited Substances test, the Athlete's results will be annulled and the next placed Athlete will move up accordingly and prizes (medals if applicable) redistributed.

All ties will be broken according to paragraph 2 above.

Article 642 – DISQUALIFICATION (528)

1. Disqualification means that the Athlete, the Horse(s), and/or a combination of both is/are disqualified from the Competition at issue or from the entire Event and may not take further part in the Competition/Event. Disqualification may also be retroactive.
2. Disqualification in Eventing can apply during the Competition at the discretion of the Ground Jury:
 - 2.1 For the most serious cases of abuse of Horse.
 - 2.2 For the most serious cases of Athletes misbehaviour.
 - 2.3 For disobeying a condition of entry or condition of use of grounds imposed by a landowner on whose land an event is held.
3. Disqualification in Eventing will apply automatically after the Competition:
 - 3.1 For having participated in a Competition without the appropriate eligibility requirements (Athlete or Horse).
 - 3.2 For having participated in a Competition without the appropriate registration (Athlete or Horse).
 - 3.3 For a Positive Test(s) for Substances listed on the FEI Equine Prohibited Substance list of an Athlete or Horse.

Article 643 – ENTRIES

1. A Horse may be entered in any class for which it is eligible in accordance with Article 613, but it may only compete in one.
2. Each entry form must be signed by the owner or owners or a person authorized by the owner or owners to make the entry. If any entry is made by other than the owner or owners of the Horse then the Horse will not be allowed to start in the event unless prior to the commencement of the event, the written authority of the owner or owners is produced, if requested by the Organiser.
3. Every Athlete under the age of eighteen years must state his date of birth on the entry form when entering a competition and shall provide proof of his age if requested by the Organiser.
4. A Horse may be entered for class at CCN1* level or above only under its registered name and its registration number (supplied on registration) must be included on each entry form.
5. An entry received after the closing date of entries may be refused.

Article 644 – DOUBLE ENTRY

Except where stated to the contrary in the schedule, Athletes may make a double entry in a class where only one Horse is to compete. In such a case a non-refundable entry fee of \$10.00 is charged for the second Horse. The Event Secretary must be notified of the Horse to be withdrawn prior to the start of the event.

Article 645 – EXCESSIVE ENTRIES AND BALLOTING

1. When entries for a New Zealand Championship Competition are excessive then priority for acceptance will be as follows:
 - 1.1 **FIRST:** To members of a selected inter-island or national team to compete in a team competition run in connection with that New Zealand Championship Competition.
 - 1.2 **SECONDLY:** To those Horses having the better performance record in competitions in the level entered since the closing date of entries of the previous championship competition.
 - 1.3 **THIRDLY:** If the number of Horses of equal past performance exceeds the number of Horses that can be accepted, those Horses having the better performance record since 1st January of the previous year, will have priority. If the last qualified Horses are unable to be separated on past performance then they will be selected by ballot.
2. Other Competitions with unrestricted entries.

In all competitions other than New Zealand Championship competitions where the number of entries is unrestricted and the number of entries received is excessive, classes may be divided into divisions. Where a class is divided into divisions, entries for each division must be selected by ballot.

Article 646 – WITHDRAWALS AND SUBSTITUTIONS (530)

1. Notifications of withdrawal from an event must be given to the Event Secretary prior to the commencement of the event, in accordance of ESNZ General Regulations 101.26. If a Horse is withdrawn prior to the closing date for entries, the entry fee will be refunded in full.

There will be no refund for a withdrawal made within 48 hours of the commencement of the event except in exceptional circumstances at the discretion of the Organising Committee.

- 1.1 CCN Short Format - If the withdrawal is made in writing after the closing date for entries and more than 48 hours before the commencement of the event, the entry fee will be refunded less 20% without a Veterinary or Medical Certificate being required.
 - 1.2 CCN Long Format - If the withdrawal is made in writing after the closing date for entries and more than 48 hours before the commencement of the event, the entry fee will be refunded less 20% only upon the production of a Veterinary or Medical Certificate.
2. Horses may be substituted by the owner or owners of the original Horse or his/their authorised agent up to the closing date for entries provided that the Organiser is informed in writing.
3. Athletes may be substituted by the owner of the Horse up to one hour before the first Athlete is scheduled to commence his Dressage Test provided that the Event Secretary is informed.
4. Athletes who do not declare their intentions to withdraw or infringe the substitution rules are liable to a penalty not exceeding \$100.00.

Article 647 – STARTING (533)

1. Draw

- 1.1 The order of starting will be drawn by the Organiser after the closing date for entries.
- 1.2 Athletes riding more than one Horse when one is a member of a team shall always ride their team Horse first. Their second Horse will be placed in the last block of individuals. Athletes riding more than one Horse when both are eligible only for individual competition shall have the starting order of their two Horses determined by draw. They will always be placed at the beginning and end of the time schedule.
- 1.3 More than one member of a team will be permitted to ride two Horses only if there are enough Athletes in the competition to allow both Horses to be fitted into the time schedule.
- 1.4 Athletes with long distances to travel may be seeded at the discretion of the Organiser.
- 1.5 The method of draw must be approved by the Technical Delegate.

2. Starting Order

2.1 The Organiser may arrange for Horses in the final Test of a CCN-S to compete in reverse order of classification otherwise the order for starting at a CCN-S will be adhered to throughout the competition.

3. Starting Times

3.1 CCN Short Format

3.1.1 The order of starting and earliest times at which Athletes will be required to start should be available to Athletes at least twenty-four hours prior to the start of the competition. Athletes must be prepared to start at their start time under penalty of elimination.

3.1.2 If in exceptional circumstances it is necessary to alter the timetable, all reasonable steps must be taken to inform Athletes when they must, under penalty of elimination, be prepared to start at their revised times.

3.1.3 Any Athletes who is ready may be started earlier at the discretion of the Ground Jury/Starter/Organiser.

3.2 CCN Long Format

3.2.1 A timetable showing each Athlete's starting time for the Dressage Test and of the Cross Country Test shall be prepared in advance, based upon the length of the Dressage Test and the optimum time for the Cross Country Test. The interval between the starting times will be at the discretion of the Organiser with the approval of the Technical Delegate, but the interval must be sufficient to ensure that Athletes do not hinder each other. A copy of the timetable shall be made available to each Athlete as soon as practicable on the day before the start of each Test.

Article 648 – TIMETABLE (534)

1. The Dressage Test will always be held first.
2. The order of the Cross Country and Jumping Tests in a CCN-S is optional but must be clearly stated in the schedule.
3. Where two or more of the Tests take place on the same day, each Horse must be allowed a minimum of 30 minutes between Tests. If the Cross Country takes place before the Jumping Test, there must be an interval of at least 45 minutes between the finish of the Cross Country and the start of the Jumping Test for each Horse.

4. In exceptional circumstances, the Technical Delegate may authorise a reasonable reduction in these minimum intervals.

Article 649 – INDIVIDUAL AND TEAM COMPETITION

1. Individual Competition

There will always be an individual competition. Where there is a team competition each member of a team will be considered as an individual Athlete.

2. Composition of Teams

Teams will consist of a maximum of four Athletes of which the three best scores will be considered for the final team classification. A team of three Athletes is permitted in which case scores of all three are taken into account for the final classification.

Article 650 – ORDERS

Athletes and owners of competing Horses and their assistants must, under penalty or elimination, obey any order or direction given to them by an Official and they must, in particular, be careful not to do anything liable to upset or hinder the undisturbed progress of the competition.

Article 651 – NUMBERS (535.1)

1. While competing, Athletes competing at 1* and below must wear their draw number both on their front and on their back during all Tests and while schooling.
2. Athletes competing at 2* and above must wear their back numbers on their front and their back during the Cross-Country Test and while schooling. The draw numbers may be used as bridle numbers for the Dressage and Jumping Tests. These numbers must be displayed on the near (left) side of the horse.
3. Athletes must ensure that back numbers are not obscured by hair.

At all times while a Horse is on the event grounds (including being ridden, stabled/yarded, hacking or grazing) it is compulsory for a personal identification tag (an engraved metal disc or cattle ear tag are examples) with owner or riders name and cell phone number OR the draw number OR a substitute number if provided by

the Organiser to be worn by the horse for the purposes of identification. A personal ID tag may be replaced by a bridle number while competing.

* Refer to NZPCA Annex 5 *

Article 652 – EXERCISING AND WARMING UP (535.2)

1. Restrictions on Schooling Horses

- 1.1 During the three days before the start of the First Horse Inspection or the Dressage Test as applicable and for the entire duration of a competition, it is forbidden under penalty of disqualification for anyone to school a Horse other than the Athlete who will ride the Horse in the competition.
- 1.2 A groom, while mounted, is not permitted to school the Horse but only to hack it, exercise it or ride from one place to another. A groom may also work the Horse in hand or on the lunge.
- 1.3 Under penalty of disqualification, riding close to Cross Country obstacles, or riding in the Dressage or Jumping arenas prior to the actual competition is forbidden, unless specifically authorised by the Ground Jury or the Technical Delegate.
- 1.4 Horses may only be exercised/schooled in the Organising Committee's designated exercise area and only during the hours of daylight.

2. Exercise Areas for CCN-Ls

During the entire duration of the competition, appropriate areas suitable for the general exercise of Horses must be made available and must be open throughout the hours of daylight. These should include areas for hacking and for galloping. The Organising Committee must inform Athletes of the areas that are available for this purpose. Horses may be exercised only in such designated areas and/or in the practice areas for Dressage and Jumping.

3. Practice Dressage Arena for CCN-Ls

At least one practice arena of 60 by 20 metres must be put at the disposal of the Athletes two days before the first day of the Dressage Test. If possible, this arena should be of the same consistency as the competition arena.

4. Practice Obstacles

The only practice obstacles that Athletes may jump are those provided by the Organising Committee.

- 4.1 Cross Country Test: The Organising Committee must provide at least two fixed practice obstacles which must be marked with red and white flags, of which the dimensions may not exceed those of the Cross Country Test.
- 4.2 Jumping Test: All obstacles must be marked with red and white flags. No part of the obstacle may ever be held by anyone. These obstacles may not be raised more than 10 cm above the height allowed in the Jumping Test. The spread may never exceed the maximum permitted. The practice obstacles shall only be jumped at times laid down by the Organising Committee. Violation of any of the above provisions relating to practice obstacles is forbidden, under penalty of disqualification (see "FEI Rules for Jumping").

5. **Stewards**

One or more Stewards must be appointed to ensure that the rules regarding exercising and warming-up are obeyed. A Steward must be present at whatever times the Organising Committee has laid down that practice obstacles may be used. Other practice and exercise areas may be patrolled by Stewards in a random manner.

Article 653 – ACCESS TO COURSES & ARENAS (536)

1. **Dressage Arena**

Unless permission is given by the Ground Jury, it is forbidden for Athletes, under penalty of disqualification, to enter the arena mounted at any time other than when performing their test during the competition. The arena may be inspected on foot prior to the start or during breaks in the competition.

2. **Cross Country Courses**

- 2.1 It is forbidden, under penalty of disqualification, to inspect the obstacles or the courses before they are officially open to the Athletes.
- 2.2 The course of the Cross-Country Test will be opened to all Athletes for inspection 24 hours before the start of the Test, unless a shorter time is published in the Schedule.
- 2.3 All obstacles, flags and markers that have to be observed by Athletes shall be exactly in position when the course is opened to Athletes. Thereafter, they may not be moved or altered by Athletes under penalty of disqualification.
- 2.4 After the courses have been officially opened Athletes are allowed to revisit the courses during the hours of daylight and examine the

obstacles. This examination must take place on foot only, unless special permission is given by the Ground Jury.

- 2.5 It is forbidden under penalty of disqualification for Athletes to ride on, over or near any part of the flagged Cross Country course within four weeks of the date of an Event.

3. Jumping Course

- 3.1 The course for the Jumping Test will be open to Athletes not less than 15 minutes before the start of the Jumping Test.
- 3.2 Athletes on foot will be admitted to the arena before the Jumping Test. Permission to enter the arena will be given by the Ground Jury/TD. An announcement must also be made over the public address system.
- 3.3 Unless permission is given by the Ground Jury/TD, it is forbidden for Athletes, under penalty of disqualification, to enter the arena on foot once the competition has started.

* Refer to NZPCA Annex 5 *

Article 654 – INTERRUPTIONS AND MODIFICATIONS (537)

1. Interruptions

The timetable may be interrupted due to dangerous conditions. If necessary, the start of any Test may be brought forward, postponed or cancelled. The decision to interrupt or cancel a Test will be made by the President of the Ground Jury after consultation with the Technical Delegate if possible. In the case of an interruption, the event will be resumed as soon as possible at the point of the interruption. Every affected Athlete must receive sufficient warning before the resumption of competition.

2. Modifications

After the course(s) have been officially shown to, or are open for inspection by Athletes, alterations may be made only when exceptional circumstances (such as heavy rain or hot weather) make obstacles or a Test unfair or dangerous. The decision will be made by the President of the Ground Jury after consultation with the Technical Delegate if possible. He is authorised to make any necessary changes to the Test. In such cases, every Athlete and any Chefs d'Équipe must be officially and personally informed of the alteration before the start of the Test concerned. Where appropriate, an Official must also be stationed at the place where the alteration has been made in order to warn the Athletes.

Article 655 – DRESS (538)

1. Protective Headgear

- 1.1 ESNZ recommends approved safety helmets should be worn at all times when dealing with horses.
- 1.2 All Athletes must wear correctly fitted protective headgear that conforms with one of the current approved safety standards and is tagged accordingly. These standards may be subject to change but the latest list can be found on the ESNZ website at www.nzequestrian.org.nz/esnz/resources/health-safety. ESNZ will ensure that any changes to the standards are communicated to members and area committees. Tags on helmets must be on the left side straps.
- 1.3 While riding at any showgrounds/competition venue, or ESNZ venue when training, the use of properly fastened approved, tagged protective headgear will be mandatory.
- 1.4 Athletes will not be permitted to train or compete unless they wear approved, tagged, protective headgear bearing the ESNZ/NZPCA helmet tag.
- 1.5 FAILURE TO WEAR APPROVED TAGGED PROTECTIVE HEADGEAR
 - a) Any Athlete who fails to wear approved, tagged, protective headgear at any event, training day or at any ESNZ venue at any time, will be issued with a warning by a member of the Ground Jury or an ESNZ listed official at an event where there is no Ground Jury. The issuing officer/Ground Jury will issue an official warning card and a copy will be sent to ESNZ.
 - b) If that Athlete fails to comply for a second time, they will receive an instant \$50 fine, payable to ESNZ. An official warning card will be filled out by a member of the Ground Jury/ESNZ official and sent to ESNZ. The Athlete cannot compete again until the fine is paid to ESNZ.
 - c) A third or any subsequent offence for riding at a competition/venue without correctly, approved, tagged protective headgear will result in a further fine of \$250 and may include a stand down period which
- 1.6 The use of cameras by Athletes while riding at a showground/competition venue (however such a camera is affixed, whether to the Athlete, protective headgear, head covering, or carriage) is prohibited, unless otherwise specifically agreed to by the ESNZ Technical Delegate officiating at the Event (in consultation with the President of the GJ, where appropriate). Such a decision will be completely at the discretion of the

Technical Delegate/GJ President, and not subject to challenge. In the event that approval is given by the Technical Delegate/GJ President, an athlete's decision to wear a camera while competing will always be voluntary and at the athlete's own risk.

2. Whips

Training (Practice): A whip no longer than 120cm (100cm for Ponies) including lash may be carried when riding on the flat at any time. While jumping any obstacle before the Cross Country and/or Jumping Test, a whip, if carried, must not be weighted at the end or exceed 75cm (30 inches) in length.

- Horse Inspection: Athlete may carry a whip if he wishes.
- Dressage Test: Carrying a whip of any kind around the arena or during the Dressage test is not allowed and will incur a 2-point penalty.
- Cross Country and Jumping: If a whip is carried in the Cross Country and/or Jumping Test, it must not be weighted at the end or exceed 75 cm (30 inches).

3. Spurs

3.1 General - Spurs are optional for all three Tests. Spurs capable of wounding a Horse are forbidden. Spurs must be of smooth material (metal or plastic). If there is a shank it must not be more than four centimetres long (the overall shank must be measured from the boot to the end of the spur) and must point only towards the rear. The end of the shank must be blunt to prevent wounding a Horse. If the shank is curved, the spurs must be worn only with the shank directed downwards. Metal or plastic spurs with round hard plastic or metal knobs, 'Impulse spurs' and 'Dummy spurs' with no shank are allowed.

3.2 Rowel Spurs - Spurs with rowels are allowed in the three Tests and when practising/warming up. If they are used, rowels must be free to rotate and the rowel must be round and smooth (no tines allowed).

4. Boots

In all Tests, boots (other than as part of regulation service dress) must be black, brown or black with a brown top. They must either be long boots in one piece or a full grain smooth leather leg piece and leather boot. Jodhpur Boots may be worn in CCN1* classes and below.

5. Dressage

5.1 Dressage Test

DRESSAGE	NATIONAL	FEI
Jackets/Tailcoats	<p>Jackets may be any solid colour or Tweed (earthy colouring in grey, blue, green or brown).</p> <p>Tailcoats may be any solid dark colour.</p> <p>Striped or multi-coloured jackets/tailcoats are not permitted. Discreet accents, such as collar or a different hue or modest piping or crystal decorations, are acceptable.</p> <p>(Short or Long format) but Tailcoats not encouraged at 2* and 1*.</p>	<p>Any single colour (approved by the Athletes NF). Striped or multi-coloured jackets/tailcoats are not permitted. Discreet accents, such as collar or a different hue or modest piping or crystal decorations, are acceptable</p>
Stock or Tie	<p>White, off white or same colour as jacket.</p> <p>Choker collar may be worn.</p>	<p>White, off white.</p>
Shirt	<p>White or coloured with white collar. Long or short sleeves (not sleeveless) (if allowed to ride without jacket)</p>	<p>White or coloured with white collar.</p> <p>Long sleeves must have white cuffs.</p>
Gloves	<p>Compulsory. White, black or discreet colour.</p>	<p>Compulsory white, off white or same colour as coat.</p>
Boots As per Art: 655-4	<p>Boots must have a well-defined heel. Black, Brown or Black with a Brown top. Long riding boots (or short boots with matching full grain smooth leather chaps); Jodhpur Boots may be worn at CCN1* and below.</p>	<p>Boots must have a well-defined heel. Black, Brown or Black with a Brown top. Long riding boots (or short boots with matching full grain smooth leather chaps).</p>

DRESSAGE	NATIONAL	FEI
Breeches	White, fawn, cream 3*S and below can wear beige.	White or off white for Dressage. White or light fawn for Jumping
Pony Club uniform	Allowed from CCN105 and below.	

- 5.2 Members of armed and police forces, members and employees of military establishments and national studs - compulsory: service dress and gloves, protective headgear (in accordance with Para 1 above)
- 5.3 Contravening the Civilian dress code, other than the compulsory wearing of Protective Headgear (see 1. above), will incur a two (2) point penalty.

6. Cross Country Test

Light-weight clothing is appropriate for this test. Protective headgear, in accordance with Para. 1 above, and boots must be worn.

- 6.1 Body protectors must be worn Including when cross country schooling. The mandatory minimum standards for body protectors are BETA 2009 Level 3 (EN13158) or BETA 2018 Level 3 (EN13158) or ASTM F1937.
- 6.2 Spurs are optional; if used, they must be in accordance with Article 655.3 above.
- 6.3 Inflatable / Air Jackets: If an Athlete chooses to wear an airbag style body protector, it must be worn over a permitted body protector.

7. Jumping Test

- 7.1 Dress as per Article 5.1 with the exception that a Tailcoat is not allowed and gloves are not compulsory.
- 7.2 Members of armed and police forces, members and employees of military establishments and national studs - service dress.
- 7.3 In each case, a protective headgear, in accordance with Para. 1 above, must be worn.

8. Inspection of Dress

A Steward can be appointed to inspect whips and spurs before any test. He has the authority to refuse permission for any Athlete to start, whose whip or spurs contravene this article. He will immediately report the circumstances to the Ground Jury for confirmation.

An Athlete who competes with illegal whip(s), spurs or incorrect items of dress (with the exception of 5. Dressage Test - 5.3) is liable to elimination, at the discretion of the Ground Jury.

* Refer to NZPCA Annex 5 *

Article 656 – SADDLERY (539)

1. Exercise Areas

The following are compulsory: an English type saddle and any form of bridle, including double bridle, snaffle, gag or hackamores. Running martingales with stoppers (with snaffle only), Irish martingales, bit guards, boots, bandages, fly shields, nose covers and saddle covers are permitted. Single direct side reins are permitted only while lunging (only with one lunge line) as are running reins and chambons. Other martingales, any other kind of gadget (such as bearing, side or balancing reins, etc.) and any form of blinkers, are forbidden, under penalty of elimination.

2. Dressage Test

2.1 The following are compulsory: an English type saddle and a permitted bridle.

2.2 A double bridle with cavesson noseband i.e. bridoon and curb with curb chain (made of metal or leather) is permitted, as authorized by the FEI Rules for Dressage. In the CCN3* level or below tests riding with a curb bit is not allowed.

2.3 A snaffle bridle of which the bit is made of metal, leather, flexible rubber, synthetic or plastic material is also permitted as authorized by the FEI Rules for Dressage. The bridle must be made entirely of leather or leather-like material, except for a small disc of soft padding, which may be used in the intersection of the two leather straps of a crossed noseband or on the poll or underneath the noseband. A browband is required and except for the parts that attach to the crownpiece or headstall, is not required to be made of leather or leather-like material. For drawings of permitted bits and nosebands, see Annex 1. Certain tests may specify that only a snaffle bridle is allowed.

2.4 Martingales, bit guards, any kind of gadgets (such as bearing, side, running or balancing reins etc.), any form of blinkers, earplugs and saddle covers are strictly forbidden in accordance with FEI Rules for Dressage.

2.5 Breast plates may be used. Ear hoods are permitted for all events and may also provide noise reduction and must allow ears to move freely. However, ear hoods must not cover the Horse's eyes or be tied down and ear plugs are not permitted (with the exception of FEI Dressage Rules Art. 428.7.2). Ear hoods should be discreet in colour and design.

Any pieces of tack that impairs the ears to move freely is forbidden. False tails are permitted provided that they are not weighted or otherwise 'enhanced' in any way whatsoever.

- 2.6 Nose nets may be used but they must be discreet and not cover the mouth of the Horse.
- 2.7 The wearing of boots on the horse's legs in a Dressage Test is not allowed and will incur a 2-point penalty.

3. Cross Country Test & Jumping Test

- 3.1 The type of saddlery is optional. Gags are allowed as are unrestricted running martingales with stoppers or Irish martingales. Reins must be attached to the bit(s) or directly to the bridle. Sheepskin (or other material) may not be used as addition on cheek pieces of the bridle. The stirrup iron and stirrup leathers must hang free from the bar of the saddle and outside of the flap.
- 3.2 The following are forbidden: any form of blinkers, side, running or balancing reins; tongue straps and /or tying down the Horse's tongue; any other restrictions, any bit or other item of saddlery likely to wound a Horse.
- 3.3 Neck straps, if used on Cross Country, must be attached either to the breastplate or to the saddle.
- 3.4 For Cross Country, hackamores without bits are not allowed with the maximum length of the shank being 24cm and the lower cheek (lever arm) of any bit may not exceed 10 cm
- 3.5 Bitless bridles are not allowed or any addition to the cheekpiece is forbidden (sheepskin or additional material). A throat lash is compulsory to maintain the bridle in place on Cross Country.
- 3.6 For Jumping only, leather, sheepskin or similar material may be used on each cheekpiece of the bridle providing the material does not exceed three centimetres in diameter measured from the horse's cheek.
- 3.7 Boots: For the Jumping Test, the total maximum weight of equipment allowed to be added to a Horse's leg, front or hind (single or multiple boots, fetlock rings etc.) is 500g (shoe excluded). Failure to comply with this paragraph will incur elimination. Boots must comply with the FEI Jumping Rule Article 257.

4. Inspection of Saddlery

- 4.1 A Steward can be appointed to check the saddlery of each Horse before it enters the arena or starts a test.
- 4.2 In the Dressage Test, the checking of the bridle must be done with the greatest caution. If the Athlete so requests, the bridle and bit may be checked immediately after the test has been completed. However, should the bridle or bit in such a case be found not to be permitted, the Athlete shall be eliminated by the Ground Jury.

5. Responsibility of Athletes

It is the Athlete's responsibility to ensure that the saddlery complies with the provisions of this article. If an Athlete exercises with forbidden saddlery he will be eliminated by the Ground Jury. If an Athlete performs a Test with improper saddlery, he will be eliminated by the Ground Jury.

* Refer to NZPCA Annex 5 *

Article 657 – UNAUTHORISED ASSISTANCE (540)

1. Any intervention by a third party, whether solicited or not, with the object of facilitating the task of the Athlete or of helping his Horse, is considered unauthorised assistance and the Athlete is liable to be eliminated.
2. In particular, the following are forbidden:
 - intentionally to take a lead from another Athlete;
 - to be followed, preceded or accompanied, on any part of the course, by any vehicle, bicycle, pedestrian, or horseman not in the competition;
 - to post friends at certain points to call directions or make signals in passing;
 - to have someone at an obstacle to encourage the Horse by any means whatsoever;
 - to tamper with the obstacles or any part of the course, including, for instance, flags, indicators, markers, notices, ropes, trees, branches, wire or fences, whether temporary or permanent.
3. The use of any receiving apparatus by Athletes is strictly forbidden while mounted during the test.

Automatic recording of data during the test (e.g. heart beat monitoring, temperature, etc.) to be used for research purposes after the completion of the test is allowed.

For use of cameras on athletes or equipment – see General Regulations.

4. Officials or spectators who draw the attention of an athlete to a deviation from the course are giving unauthorised assistance which may result in the elimination of the Athlete. In such a case, an official is liable to be disciplined according to the General Regulations.
5. Any case of unauthorised assistance will be decided by the Ground Jury.
6. **Exceptions**
 - 6.1 If an Athlete dismounts on Cross Country, they may be assisted to catch their Horse, to adjust their saddlery, to remount or be handed any part of their saddlery or equipment while they are dismounted or after they have remounted.
 - 6.2 Headgear and/or spectacles may be handed to a mounted Athlete during the Jumping Test. Whip headgear and/or spectacles may be handed to a mounted Athlete during the Cross Country Test.
 - 6.3 An Athlete, after having knocked a flag at an obstacle as a consequence of a run out may ask the Fence Judge for the flag to be repositioned, but no time will be deducted.

CHAPTER VIII

DRESSAGE TEST

Article 658 – RULES FOR DRESSAGE TEST (542)

The 'FEI Rules for Dressage' apply for Eventing Dressage except where otherwise provided in these rules. Any modification introduced by the FEI Dressage Committee during the year will be evaluated for inclusion in these Rules for Eventing from 1st January the following year.

1. Tests must be carried out entirely from memory, with the exception of CCN65 and CCN80 classes where Tests may be commanded. All movements must follow in the order laid down in the test.
2. The trots must be executed as specified in the Test.
3. The permitted bridles are specified in the Test.

Article 659 – TEST (542.1)

The nature of the Dressage Test will be determined by the level of the Event and will, therefore, be related to the quality and the standard of preparation of the Athletes and Horses. Within the limits shown in Annex 2, Organising Committees are free to select the specific test to be used.

Article 660 – JUDGES POSITION (542.3)

The president (C) shall be on the prolongation of the centre line, the other judges will be positioned according to the table below. The positions shall be determined by the Technical Delegate, taking into account the positions recommended for each test. Judges must have a good view of the arena. The judges placed along the short side, must be on the outside of and 5 metres from the arena.

Number of Judges	CCN-S Short Format	CCN-L Long Format
3	C, H, B or C, M, E	C, H, B or C, M, E
2	C, B or C, E	C, B or C, E
1	C	n/a

Article 661 – SCORING (544)

1. Marking

- 1.1 Judges will award good marks from zero to ten (10) including half marks for each numbered movement and for each of the collective marks.
- 1.2 Errors of course or test will be penalised as follows:

1st time	2 points
2nd time	4 points
3rd time	Elimination
- 1.3 In the case of a fall of Horse, Athlete and Horse will be eliminated.
- 1.4 In the case of an Athlete fall, the Athlete will be eliminated.
- 1.5 After elimination (except when eliminated for marked lameness and fall), an Athlete may continue his performance to the end. The marks will be awarded in the ordinary way.

2. Calculation of Scores

- 2.1 The good marks from 0 to 10 awarded by each judge to an Athlete for each numbered movement of the Dressage Test together with the collective marks are added together deducting any error of course or test.
- 2.2 For each judge the percentage of maximum possible good marks obtainable is then calculated. (Percentage is obtained dividing total good marks of the judge (minus any error of course or test) by maximum possible good marks obtainable and then multiplying by 100 and rounding the result to two decimal digits. This value is shown as the individual mark for that judge.
- 2.3 Average percentage for the Athlete is obtained by adding together the percentage for each judge and dividing by the number of judges always rounding the result to two decimal digits.
- 2.4 In order to convert average percentage into penalty points, this must be subtracted from 100 and multiplied by 1.0, with the resulting figure being rounded to one decimal digit. The result is the score in penalty points for the test.

3. Additional Errors of Course

All the following are considered errors, and two (2) points will be deducted per error, but they are not cumulative and will not result in Elimination:

- Entering the space around the arena and/or the Dressage arena with a whip.
- Entering the space around the arena and/or the Dressage arena with boots on the Horse's legs.
- Entering the arena before the sound of the bell.
- Not entering the arena within forty-five (45) seconds after the bell, but within ninety (90) seconds.
- Contravening Article 655-Dress 5.1 - 5.3 (except for 1. Protective Headgear).

4. **Exceeding 90 seconds – Elimination**

A Horse and Athlete combination not entering the Competition arena within ninety (90) seconds after the bell will be Eliminated except where a valid reason thereto has been informed to the judge at C. (A valid reason may be losing a shoe, and maybe if a horse stops to defecate or urinate.) In the event that the horse starts to defecate or urinate, the clock will be stopped until the horse is ready to continue at which point the clock will be restarted. (See FEI Dressage Rules).

Article 662 – ARENA

Arenas may be constructed from intermittent white poles or boards placed at each corner and opposite each marker, plastic chain, plastic pipes, or in accordance with FEI Rules for Dressage. Arenas must be as safe as possible.

CHAPTER IX

CROSS COUNTRY TEST

Article 663 – RULES GOVERNING THE CROSS COUNTRY TEST (545)

1. Starting

- 1.1 Athletes at the start of the Cross Country must be under the control of a starter and may not deliberately start until instructed to do so, under penalty of elimination, at the discretion of the Ground Jury. The Horse does not have to stand absolutely immobile, but the Athlete must not get any advantage from a flying start. Each Athlete should be given reasonable warning before the time he is due to start, but it is the Athlete's responsibility to ensure that he is ready to start at the correct time.
- 1.2 In order to simplify the task of the starter, an enclosure approximately 5 X 5 m will be built at the start of Cross Country, with an open front through which Horses will start and a gap in one or both sides from which the Horses will enter. Each Athlete must start from within the enclosure and is at liberty to move around and through the enclosure as he pleases. An attendant may lead the Horse into the enclosure and may hold the Horse until the signal to start is given. From that instant, the Athlete is considered to be on the course and no further assistance may be given (see Art. 663.8).
- 1.3 Early Start: If an Athlete starts early on the Cross Country, his time will be recorded from the moment he crossed the start line.
- 1.4 Late for Start: If for any reason an Athlete is not ready to start the Cross Country at his correct time, he may be allowed, at the discretion of the starter, to start when he is ready, subject to the following conditions:
 - A late Athlete will not be permitted to start if he is likely to interfere with the subsequent Athlete nor may he start after the subsequent Athlete.

2. Time

- 2.1 Optimum time: the distance chosen, carried out at the chosen speed, gives the optimum time. An Athlete exceeding the optimum time will be penalised in accordance with Art. 666.2 up to the time limit. The time limit is twice the optimum time.

2.2 Timing of the Cross Country Test: if an Athlete is stopped by an official, e.g. for a broken fence, accident, being overtaken, for medical or veterinary examination, etc., the time during which he is prevented from continuing until he is cleared to start will be recorded and deducted from the total time taken to complete the test.

3. **Error of Course**

All compulsory passages on Cross Country and all obstacles, including all elements and/or options, must be passed or jumped in order under penalty of elimination. All red or white flags must be respected wherever they occur on all courses, except as provided in Art. 667.6, under penalty of elimination, at the discretion of the Ground Jury. Retaking an obstacle already jumped is forbidden, under penalty of elimination, except as provided for in Art. 667.6.

4. **Pace & Dismounting**

Between the start and finish of the Cross Country, Athletes are free to choose their own pace. They must be mounted to pass all red and white boundary flags. Dismounting as a result of attempting an obstacle, whether voluntary or not, is elimination. Elsewhere on the courses, Athletes may dismount without incurring a fault other than possible penalties for exceeding the optimum time.

5. **Overtaking**

5.1 Any Athlete who is about to be overtaken by a following Athlete must quickly clear the way. Any Athlete overtaking another Athlete must do so only at a safe and suitable place.

5.2 When the leading Athlete is before an obstacle and about to be overtaken, he must follow the directions of the officials. When the leading Athlete is committed to jumping an obstacle, the following Athlete may jump that obstacle only in such a way that will cause no inconvenience or danger for either.

5.3 The penalty for wilful obstruction of an overtaking Athlete, failure to follow the instructions of the officials, or causing danger to another Athlete is elimination at the discretion of the Ground Jury.

5.4 The time during which the Athlete is held up by officials will be recorded and deducted from the total time taken by the Athlete to complete the course.

6. **Athletes in Difficulty**

6.1 If, in attempting to negotiate an obstacle, a Horse should be trapped in such a way that it is unable to proceed without assistance or is liable to

injure itself, the Athlete will be instructed by the fence judge to dismount and will be eliminated.

6.2 The fence judge will decide if parts of it need to be dismantled or if any other assistance needs to be given to extricate the Horse.

7. Stopping Athletes

7.1 If any part of an obstacle is obstructed by an Athlete in difficulty, or if any obstacle has been dismantled to release a fallen Horse, or if an obstacle has been broken and is not yet rebuilt, or in any other similar circumstances, subsequent Athletes must be halted.

7.2 In such a case, an official should be posted in the path of an oncoming Athlete. He shall wave a red flag, which indicates that the Athlete must stop. Failure to stop is penalised by elimination at the discretion of the Ground Jury.

7.3 Athletes may be stopped at obstacles or at Stopping Points on the course.

7.4 The official will stop Athletes only upon the instruction of the Control Centre or during an emergency at his own obstacle.

7.5 The time during which the Athlete was stopped, from the moment he passed the Stopping Point until he re-passed that same point after being given the order to restart, will be recorded. It will be deducted from the total time taken by the Athlete to complete the course. It is clearly intended that the time shall be taken as the Athlete gallops past the Stopping Point, not after he halts nor after a start from the halt.

8. After Elimination

An Athlete eliminated for any reason must leave the course at once and has no right to continue. Violators shall be warned or fined, at the discretion of the Ground Jury, in accordance with the 'ESNZ General Regulations' & Article 634 of these Rules.

Article 664 – COURSES (546)

1. Red and White Boundary Flags

Red and white boundary flags shall be used to mark the starting and finishing lines, to mark compulsory passages, and to define obstacles. They are placed in such a way that an Athlete must leave a red flag on his right and a white flag on his left.

1.1 Yellow Directional Markers

Yellow directional markers shall be used to show the general direction to be taken and to help the Athlete to find his way.

1.2 Numbers & Letters

Each obstacle on Cross Country shall be numbered. Obstacles with elements or options (see Art. 665.2) shall, in addition, be lettered (A, B, C, etc.). Each compulsory passage shall be marked and numbered consecutively.

1.3 Start & Finish Signs

In addition to the red and white boundary flags, the starting and finishing line shall be marked by distinct signs.

2. Distances & Speeds

2.1 The distances and the speeds demanded are determined by the intended difficulty of the whole test. Within the limits shown in Annex 2, Course Designers may, with the approval of the Technical Delegate, choose the distances most suitable to the terrain and to the quality and standard of preparation of the Athletes.

2.2 Any modification to the distances and speeds specified in Annex 2 must be approved by the Chairman of ESNZ Eventing and by the Chairman of the ESNZ Eventing Technical Advisory Group, except as provided for in Article 654.2.

3. Finishing Lines

The last obstacle of the Cross Country shall be not less than 20 metres and no more than 50 metres from the finishing line.

4. Course Plans

4.1 CCN Short Format

A plan of the Cross Country course for a short format, must be displayed by the time the course is open for inspection by Athletes and must include the positions of the start and finish; the numbered obstacles, black flags and compulsory passages; the distance; the optimum time and time limit and where possible any decisions made by the Ground Jury in regard to the course.

4.2 CCN Long Format

Each Athlete will be given in advance a plan showing the track of the courses.

- 4.3 The plan must include the following: the positions of the starts and finish; the numbered obstacles, black flags and compulsory passages; the distance; the optimum times and time limit.

Article 665 – OBSTACLES (547)

1. Definition

An obstacle is considered as such if and only if its extremities are marked with a red and white flag or flags and it is numbered and/or lettered accordingly. All significant jumping efforts that the average Horse may be expected to attempt to negotiate must be defined as an obstacle or element and flagged, numbered and/or lettered accordingly.

2. Type of Obstacles

2.1 General

The obstacles must be fixed and imposing in shape and appearance. When natural obstacles are used, they should, if necessary, be reinforced so that they remain in the same state throughout the test. All reasonable precautions must be taken to prevent the possibility of an Athlete being able to pass mounted under an obstacle. Portable fences must be secured to the ground in a way that they have no possibility to move if hit by a Horse.

2.2 Construction

The obstacles at which a Horse, in falling, is likely to be trapped or to injure itself, must be built in such a way that part of the obstacle can be quickly dismantled and can be quickly rebuilt exactly as before. Such a construction must not in any way detract from the solidity of the obstacle.

2.3 Brush

Brush on top of fences must be made of flexible and deformable material. The fence must be constructed so that a Horse clearing the fixed and solid part is unlikely to be injured by the brush or hedge. Bullfinches, i.e. thin brushes or hedges through which a Horse can be expected to jump are permitted, provided they can be maintained in consistent condition throughout the test.

2.4 Frangible/Deformable Obstacles

At levels all open oxers (vertical and ascending), open corners, verticals or near verticals with open rails, top rail on triple bars and gates where

the rail dimensions and weight fit the acceptable parameters of an FEI approved frangible device, must be fitted with frangible devices.

All levels will be faulted for activation of a frangible device.

Open Oxers and corners that cannot be fitted with a frangible device must be filled in.

2.5 **Water Crossings**

In all water crossings the bottom should be firm and consistent. Each cross-country course from CCN80 and above must have at least one obstacle (effort) related to water.

2.6 **Groundlines**

Ground lines must be used on fences at all levels. These can be hard (a log, the bottom of the fence that comes down to the ground) or soft (bark, sawdust etc).

Ground lines must be used on fences from 65-1* as per ESNZ Eventing Cross Country Guide for Officials and from 2* and above please refer to FEI Cross Country Guide for Officials

3. **Dimensions**

The dimensions of obstacles must be within the limits shown in the Table of Obstacle Heights and Spreads for the relevant level of Competition see Annex 2.

3.1 **Fixed Part**

The fixed and solid part of an obstacle may not exceed the specified height or spread at any of the points at which an Athlete might reasonably attempt to negotiate the obstacle.

3.2 **Brush**

The overall height and the height of the solid part of a hedge or brush fence must never exceed the relative dimension set in the Table of Obstacle Heights and Spreads for the relevant level of Competition see Annex 2.

3.3 **Water**

At obstacles involving water crossings (ford, lake or wide river), the depth of water, from the entrance to the exit must not exceed 35 centimetres. The length of any water crossing must be at least six meters between entry and exit, except where an exit step(s) or fence is jumped directly out of the water, in which case the minimum length must be nine meters.

A fence must not be less than two strides before a step out of water or three strides after a drop into water. Water to water with a drop is not a permitted obstacle question at any level.

3.4 Obstacles with Spread Only

At an obstacle with spread only (dry or water filled ditch), a guard rail or hedge in front that facilitates jumping is permitted. It may not exceed 50 centimetres in height and must be included in the measurement of the spread.

3.5 Drops

No drops are permitted over 140cm at 1*, over 160cm at 2*, over 180cm at 3* and over 200cm at 4* Level. Drops with a flat landing are limited to two and must not be over 120cm at 1*, over 140cm at 2*, over 160cm at 3* and 4* levels.

3.6 Sloping & Round Leading Edges

Spread fences, including corners must not have an upright or vertical leading edge. The top of the front of the fence must be rounded or sloped (Ref NZ Course Design Guide). All other fences, including gates and fences using square and/or sawn materials, must not have any sharp or square edges. Brush fences are excluded provided there is at least 20cms of brush above the solid part of the fence.

4. Measurement

4.1 Height

The height of an obstacle is measured from the point where the average Horse would take off.

4.2 Spread

The spread of an open obstacle (e.g. oxer or ditch) is measured from the outside of the rails or other material making up the obstacle. The spread of a closed obstacle with a solid top (e.g. Tables) is measured from the highest point to the highest point. Base spread measurements include all solid element/rails, including solid ground lines (please refer to Cross Country Guidelines for Officials for details)

4.3 Drop

The drop on the landing side of an obstacle is measured from the highest part of the obstacle, including from the top of a brush fence, to the point where the average Horse would land.

4.4 Natural Obstacles

When the height of an obstacle cannot be clearly defined (e.g. natural hedge, bullfinch), the height is measured to the solid part of the obstacle through which a Horse cannot pass with impunity.

5. Obstacles with Elements and/or Options

5.1 Obstacles Composed of Several Elements

If two or more jumping efforts, sited closely together, are designed as one integral test, they will be designated as "elements" of a single numbered obstacle. Each element will be marked with a different letter (A, B, C, etc.) and must be negotiated in the correct order. Where two or more jumping efforts are sited so closely together that after a refusal or run out it would be unreasonably difficult to attempt to negotiate the second or subsequent effort without retaking one or more earlier efforts, these jumping efforts must be designated as one numbered obstacle and lettered accordingly.

5.2 Obstacles with Alternatives

Where an obstacle may be jumped in one effort but has alternatives involving two or more efforts, each of these alternatives must be lettered or numbered as an element.

An alternative obstacle must be sited in such a way that the horse/athlete must make a new attempt/approach after a refusal or run-out.

5.3 Black Flagged Alternatives

Alternative obstacles or elements may be flagged separately and must be identified by the same number/letter as on the direct route. In this case only one obstacle/element has to be jumped, both sets of flags must be marked with a black line. An Athlete is permitted to change without penalty from one black flagged line to another (e.g. jumping 6a left hand route then 6b right hand route) provided he has not presented his Horse at the next element of the original line.

6. Number of Jumping Efforts

The total number of jumping efforts shall be within the limits (minimum and maximum) shown in Annex 2 for the relevant level of Competition. The efforts to be counted are the efforts on the route expected to be taken by the average Horse.

For CCN2* and above it is possible to have a maximum of an additional 2 efforts whereby steps and ditches do not count as efforts under the following conditions:

- a) 2 steps as part of a combination/related fences only count as one effort, e.g. a sunken road with what would traditionally be 4 efforts (fence before, step down, step up, fence after) will count as 3 efforts.
- b) 3 steps up or down will count as 2 efforts.
- c) a ditch as part of a combination (e.g. a hollow/coffin type fence) does not count as an effort.
- d) the steps and ditches would be flagged/lettered as normal and judged as normal.

The CD and TD need to agree, in advance of the competition, how many of such efforts, if any, are appropriate for the particular competition given the nature of the terrain and the balance, flow, and intensity of the course

7. Missed Jumps

Riders at CCN 65- CCN 105 may miss up to two obstacles on course. An obstacle is a numbered fence, not the efforts within the obstacle.

Article 666 – SCORING (548)

1. Faults at Obstacles – CCN 65, CCN 80 CCN95 and CCN105 (Short or Long format)

First refusal, run-out or circle	20 penalties
Second refusal, run-out or circle at the same Obstacle	40 penalties
Third refusal, run-out or circle at the same Obstacle	Elimination
Fourth refusal, run-out or circle on XC Course	Elimination
First missed obstacle on XC course	100 penalties
Second missed obstacle on XC course	200 penalties
Third missed obstacle on XC course	Elimination
Fall of Athlete or Horse on XC course	Elimination
Missing a flag with the horse clearly negotiating an obstacle (667.2.2)	15 penalties †

2. Faults at Obstacles – CCN1*, CCN2*, CCN3* and CCN4*(Short or Long format)

First refusal, run-out or circle	20 penalties
Second refusal, run-out or circle at the same obstacle	40 penalties
Third refusal, run-out or circle at the same obstacle	Elimination
Three Refusal, run-out or circle on the XC course	Elimination
Fall of Athlete or Horse on XC course	Elimination
Missing a flag with the horse clearly negotiating an obstacle (667.2.2)	15 penalties †
Activation of a frangible device (Where the dimension of the fence is modified)	11 penalties

† Only official video recording can be used as evidence. Officials will clarify before start of Cross Country and inform Athletes/Managers at meeting/briefing/email/txt/event noticeboard which video recording will represent the official view, to avoid any misunderstanding.

3. **Time Faults**

3.1 Exceeding Optimum Time: 0.4 penalty per commenced second

3.2 Exceeding Time Limit: Elimination

4. **Additional Reasons for Elimination**

4.1 Elimination must be applied in the following cases:

4.1.1 Competing with improper saddlery, Art. 656.3.

4.1.2 Error of course not rectified, Art. 663.3.

4.1.3 Omission of obstacle or compulsory passage, Art. 663.3.

4.1.4 Jumping or incurring a fault at an obstacle in the wrong order or passing through a compulsory passage in the wrong order, Art. 663.3.

4.1.5 Jumping an obstacle in the wrong direction, Art. 663.3.

4.1.6 Retaking an obstacle already jumped, Art. 663.3.

4.1.7 Athlete in difficulty Art. 663.6.1.

4.2 Elimination is left to the discretion of the Ground Jury in the following cases:

4.2.1 Abuse of Horse, Art. 640

4.2.2 Deliberately starting before being given the signal to start, Art. 633.1.1

4.2.3 Jumping or attempting to jump any obstacle without headgear, or with an unfastened retention harness, Art. 655.1

- 4.2.4 Wilful obstruction of an overtaking Athlete, or failure to follow the instructions of the officials while being overtaken, Art. 663.5.3
- 4.2.5 Causing danger to another Athlete while overtaking that Athlete, Art. 663.5.3
- 4.2.6 Failure to stop when signalled, Art. 663.7.2
- 4.2.7 Unauthorised assistance, Art. 663.8.1
- 4.2.8 Passing through a compulsory passage in the wrong direction without correction, Art.663.3
- 4.2.9 Dangerous Riding, Art. 639

Article 667 – DEFINITIONS OF FAULTS (549)

The following faults at obstacles (refusal, run-out, missed flag, and circle) will be penalised unless, in the opinion of the responsible official, they are clearly not connected with the negotiation or attempted negotiation of a numbered obstacle or element.

A horse is considered to have cleared the fence when the head, neck and points of both shoulders pass between the extremities of the obstacle as flagged. If a flag is dislodged, the hindquarters must jump the height of the solid part of the obstacle.

An Athlete is permitted to change their mind as to where they jump an obstacle or element at any time, without penalty, including as a result of a mistake at a previous obstacle or element. If, however, the Horse avoids part of the obstacle at which it has been presented, he will be considered to have run out.

1. Refusal

- 1.1 At obstacles or elements with height (exceeding 30 cm), a Horse is considered to have refused if it stops in front of the obstacle to be jumped.
- 1.2 At all other obstacles (i.e. 30 cm or less in height) a stop followed immediately by a standing jump is not however penalised, but if the halt is sustained or in any way prolonged, this constitutes a refusal.

The Horse may step sideways but if it steps back, this is a refusal.

- 1.3 After a refusal, if an Athlete redoubles or changes his efforts without success, or if the Horse is represented at the obstacle after stepping back and stops or steps back again, this is a second refusal; and so on.
- 1.4 An Athlete may receive clarification of jumping penalties from the Fence Judge, e.g. after a refusal

2. **Run-out**

- 2.1 A Horse is considered to have run out (20 penalties) if, having been presented at an element or obstacle on the course, it avoids it in such a way that the head, neck and point of either shoulder fail to pass between the extremities of the element or obstacle as originally flagged or the hindquarters have not jumped the height of the solid part of the obstacle. Continuing on course without representing will incur elimination.
- 2.2 An Athlete may receive clarification of jumping penalties from the Fence Judge, e.g. after a run-out.

3. **Missing a Flag**

- 3.1 A Horse is considered to have missed a flag (15 penalties) when the point of a shoulder fails to pass between the extremities of the obstacle as flagged. The head and neck must pass inside the extremities of the obstacle as flagged. If a flag is dislodged, the hindquarters must jump the height of the solid part of the obstacle.
- 3.2 An Athlete may NOT receive clarification of jumping penalties from the Fence Judge at CCN1* and above in relation to a missed flag (667.2.2).

4. **Judging of Bounce Obstacles**

At any obstacle where the distance between elements is 5 metres or less (i.e. a 'bounce'), when a Horse has negotiated the first element without penalty, he will be deemed to have been presented at the second element – and similarly if the 'bounce' is for example the second and third elements of a combination. Thus, if an Athlete 'changes his mind' while negotiating the first element of a 'bounce' and, for example, then goes a longer route, he will still be penalised 20 penalties for a run-out.

5. **Circle**

5.1 Separately Numbered Obstacles

At separately numbered obstacles, an Athlete may circle, or cross their tracks between or around them without penalty provided they have not presented their Horse at the second or subsequent obstacles.

5.2 Obstacles Composed of Several Elements

At an obstacle composed of several elements (A, B, C, etc.) a Horse will be penalised, once it has jumped the first element and before it has jumped the last element if:

- a) It passes around the back of any element of the lettered combination that it subsequently jumps

- b) It crosses its tracks between the elements
- c) It circles back around any element that it has already jumped before jumping any subsequent element of a lettered combination.

6. **Representing after Disobedience**

After being penalised for a refusal, run-out, or circle, an Athlete, in order to make another attempt, is permitted to circle one or more times without penalty, until he again presents his Horse at the obstacle. At an obstacle composed of several elements if the Athlete refuses, runs out or circles at any element, he is permitted to retake any elements already jumped, although he is liable to be penalised for any fault even if he has previously jumped an element successfully.

If after a refusal, run-out or circle, he wishes to pass through flags in the wrong direction in order to retake an element, he may do so without penalty.

Representing to frangible fence after a Disobedience:

Reattempting an activated frangible fence element not correctly restored to its original condition will result in elimination.

7. **Fall**

7.1 An Athlete is considered to have fallen when he is separated from his Horse in such a way as to necessitate remounting or vaulting into the saddle.

7.2 A Horse is considered to have fallen when at the same time both its shoulder and quarters have touched either the ground or the obstacle and the ground or when it is trapped in a fence in such a way that it is unable to proceed without assistance or is liable to injure itself.

8. **Instructions to Officials**

Where there is any doubt as to the correct interpretation of the rules of judging any element, obstacle or combination of obstacles, it is recommended that the Technical Delegate, in conjunction with the Ground Jury or Chief XC Judge, should approve the instructions to the Officials, providing a rough sketch if necessary, and all Athletes will be informed at the briefing or as soon as possible after the Technical Delegate's decision, if later.

CHAPTER X

JUMPING TEST

Article 668 – RULES FOR JUMPING TEST (550)

The 'FEI Rules for Jumping' apply for Eventing Jumping except where otherwise provided in these rules. Any modifications introduced by the FEI Jumping Committee during the year will be evaluated for inclusion in these Rules for Eventing from 1st January the following year.

Article 669 – OBJECT & GENERAL DESCRIPTION (551)

1. This test is similar to an ordinary jumping competition, but without any attempt to find a 'winner' of this test on its own. Its main objective is to prove that, the Horse and Athlete are well trained in the specialist discipline of jumping.
2. The nature of the course, its length, the speed demanded and the dimensions of the obstacles depend on the degree of difficulty of the whole competition.

Article 670 – SIZE OF ARENA

As an exception to FEI Rules for Jumping, any arena of less than 3,000 sq m and/or less than 50m wide on the short side must be specifically notified to ESNZ Eventing and approved by the Technical Delegate before the schedule for the event is approved.

If the arena is less than 5000 square metres the maximum speed for CCN4* shall be 350mpm.

In arenas less than 2300sq m the maximum speed for any level shall be 325 mpm.

Article 671 – COURSE - OBSTACLES (552)

1. Distance & Speed

Within the limits shown in Annex 2, the Course Designer is free to plan a track suitable to the level of the competition. In exceptional circumstances it is permissible, with the approval of the Technical Delegate and Ground Jury to add up to 10% of the maximum permitted distance.

2. **General**

The obstacles will be standard Jumping obstacles, with the limits as shown in Annex 2.

3. **Dimensions**

The dimensions of the obstacles shall not exceed the limits shown in Annex 2. At least two thirds shall be of maximum height for the level offered. A tolerance of 5 cm in height is acceptable, if dictated by the terrain or by the spacing of the cups as authorised by the FEI Jumping Rules.

4. **Type of Obstacles**

The obstacles should have a balance of vertical and spread obstacles. Closed combinations are not permitted. A water jump is not permitted, but a water ditch with rails over is allowed. ESNZ approved safety cups are mandatory as support for back poles of spread obstacles. Alternative obstacles are permitted. These jumps are to be marked on the course plan with the same number and with the word 'Alternative'.

Article 672 – SCORING (553)

1. Faults on the Course – CCN 65, CCN 80 CCN 95 and CCN 105 (Short or Long format)

Knocking down an obstacle	4 penalties
First run-out, refusal or unauthorised circle in the whole test	4 penalties
Second run-out, refusal or unauthorised circle in the whole test	8 penalties
Third run-out, refusal or unauthorised circle in the whole test	Elimination
First fall of Athlete	Elimination
First fall of Horse	Elimination

2. Faults on the Course – CCN1*, CCN2*, CCN3* and CCN4* (Short or Long format)

Knocking down an obstacle	4 penalties
First run-out, refusal or unauthorised circle in the whole test	4 penalties
Second run-out, refusal or unauthorised circle in the whole test	Elimination

First fall of Athlete
First fall of Horse

Elimination
Elimination

* Refer to NZPCA Annex 5 *

3. **Time Faults**

The length of the course and the speed demanded determine the time allowed. Completing the course in less than the time allowed is not rewarded, but exceeding the time allowed is penalised by 0.4 penalties for each second or part of a second in excess of the time allowed, up to the time limit, which is twice the time allowed. Exceeding the time limit involves elimination.

Article 673 – TIME CORRECTIONS

1. **Knock-down with Disobedience**

- 1.1 If, as a result of a disobedience, an Athlete displaces or knocks down an obstacle or a flag defining the limits of the obstacle, the bell is rung. The clock is stopped until the obstacle has been rebuilt or the flag replaced. The Athlete will be penalised for a refusal and 6 seconds will be added to the time taken by the Athlete to complete his test.
- 1.2 If an Athlete displaces or knocks down one of the elements of a combination or a flag defining the limits of an element and refuses or runs out at one of the subsequent elements, the bell is rung. The clock will be stopped as for an obstacle knocked down following a disobedience. The penalties for the disobedience and the addition of 6 seconds must be applied.

CHAPTER XI

SPECIAL COMPETITIONS

Article 674 – NEW ZEALAND SHORT FORMAT CHAMPIONSHIPS

In each year, the ESNZ Eventing Board will select the date and venue of the New Zealand Short Format Championships at which championship competitions will be held to determine the winners of the following trophies:

1. Forest Gate Trophy - Awarded to the winner of the championship class run under 4* conditions.
2. Waiteko Trophy – Awarded to the highest placed eligible Horse of the championship class run under 3* conditions.
3. Ferndale Trophy – Awarded to the highest placed eligible Horse of the championship class run under 2* conditions.
4. Tait Trophy – Awarded to the highest placed eligible Horse of the championship class run under 1* conditions.

In 2, 3 and 4 above, the respective New Zealand Short Format Championship title will be awarded to the highest placed combination where the Horse has achieved no more than two MER's at a level higher than that for which the New Zealand Championship title is being awarded.

Applications to hold the New Zealand Short Forma Championships should be addressed to the Sport Manager of ESNZ Eventing.

Article 675 – NEW ZEALAND YOUNG RIDER AND JUNIOR RIDER SHORT FORMAT CHAMPIONSHIPS

The ESNZ Eventing Board will select the date and venue of the New Zealand Junior and Young Rider CCN-S Championship in each year.

1. Charisma Trophy. Run under CCI3*-S or CCN3*-S conditions and open to Young Riders.
2. Hoffman Trophy. Run under CCI2*-S or CCN2*-S conditions and open to Juniors.

Applications to hold the New Zealand Young Rider and Junior Rider Short Format Championship should be addressed to the Sport Manager of ESNZ Eventing.

3. Young rider's age starts in the year they turn 16 years old until and including the year in which they turn 21 years.

4. Junior rider's age starts in the year they turn 14 years old until and including the year in which they turn 18 years

Article 676 – NEW ZEALAND LONG FORMAT CHAMPIONSHIPS

The ESNZ Eventing Board will select the dates and venues of the New Zealand Long Format Championships to be held each year. The following trophies will be awarded.

1. Wills Challenge Trophy – Awarded to the winner of the CCI4*-L class.
2. Piccadilly Trophy – Awarded to the winner of the 3*-L class
3. Mamaku Trophy – Awarded to the winner of the 2*-L class
4. Thomson Trophy – Awarded to the winner of the 1*-L class

In 2, 3 and 4 above, the respective New Zealand Long Format Championship title will be awarded to the highest placed combination where the Horse has achieved no more than two MER's at a level higher than that for which the National Championship title is being awarded.

Applications to hold the New Zealand Long Format Championships should be addressed to the Sport Manager of ESNZ Eventing.

Article 677 – INTER-ISLAND TEAMS COMPETITION

An Inter-Island team competition competing for the Atlantic Silver Spurs will be held in conjunction with the National CCN-L Championships.

The Teams will be selected as follows:

1. The South Island selectors will select a team of 4 Athletes from the FEI CCI classes only. It is strongly recommended that members are selected from the higher level classes as a first option.
2. The North Island selectors will then select a team from the same class or classes as the individual South Island team members to ensure an even competition.

If either team is unable to nominate four Athletes, each team will consist of three Athletes from which the scores of the two best will count. If either team is unable to nominate three Athletes, the competition will be cancelled.

3. The classification will be in accordance with Article 641.
4. Eligibility – New Zealand born Athletes as per place of birth shown on their Passports.

Article 678 – NEW ZEALAND YOUNG RIDER AND JUNIOR RIDER LONG FORMAT CHAMPIONSHIPS

The ESNZ Eventing Board will select the date and venue of the New Zealand Young Rider and Junior Rider National Long Format Championship in each year.

1. Swarbrick Trophy. Run under 3*-L Conditions and open to Young Riders.
2. Lenamore Trophy. Run under 2*-L conditions and open to Juniors.

Applications to hold the New Zealand Young Rider and Junior Rider New Zealand CCN-L Championship should be addressed to the Sport Manager of ESNZ Eventing.

3. Young rider's age starts in the year they turn 16 year old until and including the year in which they turn 21 years.
4. Junior rider's age starts in the year they turn 14 years old until and including the year in which they turn 18 years

Article 679 – ELIGIBILITY REQUIREMENTS FOR SPECIAL COMPETITIONS

Eligibility to enter any 'Special Competitions' run by the ESNZ Eventing Board requires the Athlete to have a full ESNZ Membership and the horse to have an ESNZ Full Equine Registration and Discipline Annual Start.

Article 680 – ISLAND SHORT FORMAT CHAMPIONSHIPS

In each year the ESNZ Eventing Board will select the date and venue where the North Island Short Format and South Island Short Format Championships will be held.

Article 681 – EVENTING HORSE OF THE YEAR

This competition is for the Sir Mark Todd Trophy.

This Trophy is awarded to the winner of the highest placed Eventing horse at the Horse of the Year Show.

ANNEX 1 - DRESSAGE

Note: For Eventing, the bits permitted for the Dressage test have been reformulated to take into account the wide use of snaffles in Eventing (different to the Dressage Rules) as well as defining the action.

Any approved mouthpiece may be combined with any approved cheek piece.

1. Permitted Bits for the Dressage Test

1.1 Action of Bits

- a) Snaffle bits work on the corners, tongue and bars of the mouth depending on their shape and the rein effect produced by the Athlete.
- b) Single jointed bits may also work on the roof of the mouth if not fitted and used correctly.
- c) Straight bar snaffles cause more tongue pressure.
- d) Double jointed snaffles conform to the shape of the mouth and tongue creating more even pressure.
- e) Rounded or moving centrepieces encourage movement of the tongue and salivation.
- f) Curved mouthpieces with joints and Mullen mouth bits conform to the shape of the tongue and mouth.
- g) Cheek Pieces.
- h) Full cheek, egg butt and D ring snaffles are more stable and also work on the sides of the mouth.
- i) Loose ring snaffles have a more moveable mouthpiece to encourage mouthing of the bit and salivation.
- j) Hanging cheek snaffles have a slight leverage action and work more on the corners of the mouth and poll. The maximum length of the cheek piece of a hanging cheek snaffle is 7cm, measured from the top of the mouthpiece to the top of the small ring.

1.2 Material

- a) Durable enough to be safe.
- b) Must keep smooth and solid surface, not to be altered by the chewing of the horse in order to prevent horse from injuries.
- c) Not health-damaging.
- d) Snaffles: can be made of metal, flexible rubber or synthetic, or plastic or leather material, and may be covered with rubber/latex or leather.

- e) Bridoon and curb: must be made of metal and/or rigid plastic and may be covered with rubber/latex.

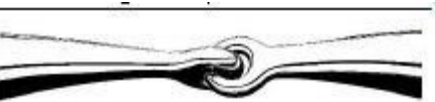
















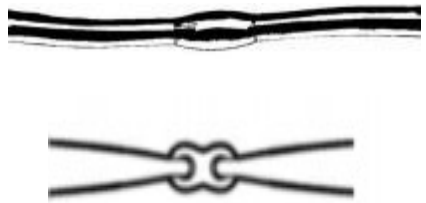
1.3 Permitted Snaffles (see diagrams)

- a) May have one or two joints.
- b) May be double-jointed with rounded or rotating mouthpiece allowing for better fit and comfort. The edges must be rounded and the length of the centre link must be 4.5cm long as a maximum.
- c) May have a slightly curved port, allowing more room for the tongue. The maximum height is 30mm from the lower part of the side of the tongue to the highest point of the deviation. The widest part of the deviation must be where the mouthpiece contacts the tongue and must have a minimum width of 30mm. The mouthpiece of a jointed or unjointed snaffle may be shaped in a curve within the dimensions specified above.
- d) A coupling is permitted as the centre link and must be solid with no moveable parts other than a roller.
- e) The centre link must be smooth and rounded.
- f) The diameter of the mouthpiece must be a minimum of 10mm at the rings or cheeks.
- g) Wavy bits are allowed.
- h) French Link.












1.4 Illegal Bits

- a) Snaffles with a control plate e.g. Dr Bristol. Ref to FEI Eventing Rules Annex A 1.4
- b) Any single or double jointed cable bits (may cause pinching of the tongue or cheeks)
- c) Bits which place mechanical restraint on tongue (large immovable centre link causes excessive pressure on tongue)
- d) Bits that can slide vertically creating a gag effect.
- e) Mouthpiece wings that restrict the reins to move freely.

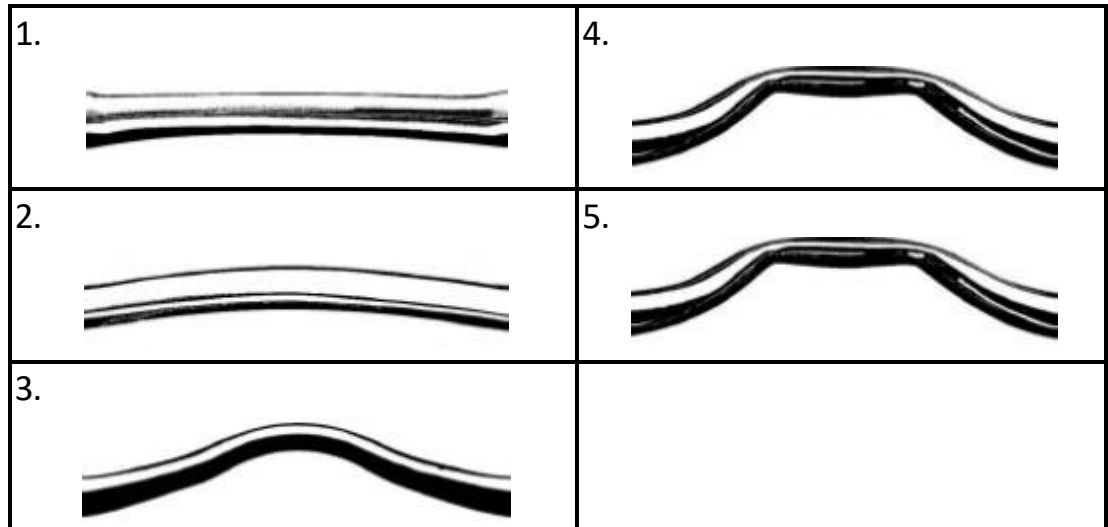
1.5 Permitted Mouthpieces

<p>1. Single-Jointed</p> 	<p>10.</p> 
<p>2. Double-jointed</p> 	<p>11.</p> 
<p>3. Shaped single-jointed</p> 	<p>12.</p> 
<p>4. Single-jointed with rubber coating</p> 	<p>13.</p> 
<p>5. Double jointed with rotating middle- piece</p> 	<p>14</p> 
<p>6. Double jointed with plastic middle piece</p> 	<p>15.</p> 
<p>7. Ball jointed</p> 	<p>16.</p> 
<p>8. Multiple ball jointed</p> 	<p>17.</p> 
<p>9. Shaped double jointed</p> 	<p>18.</p> 

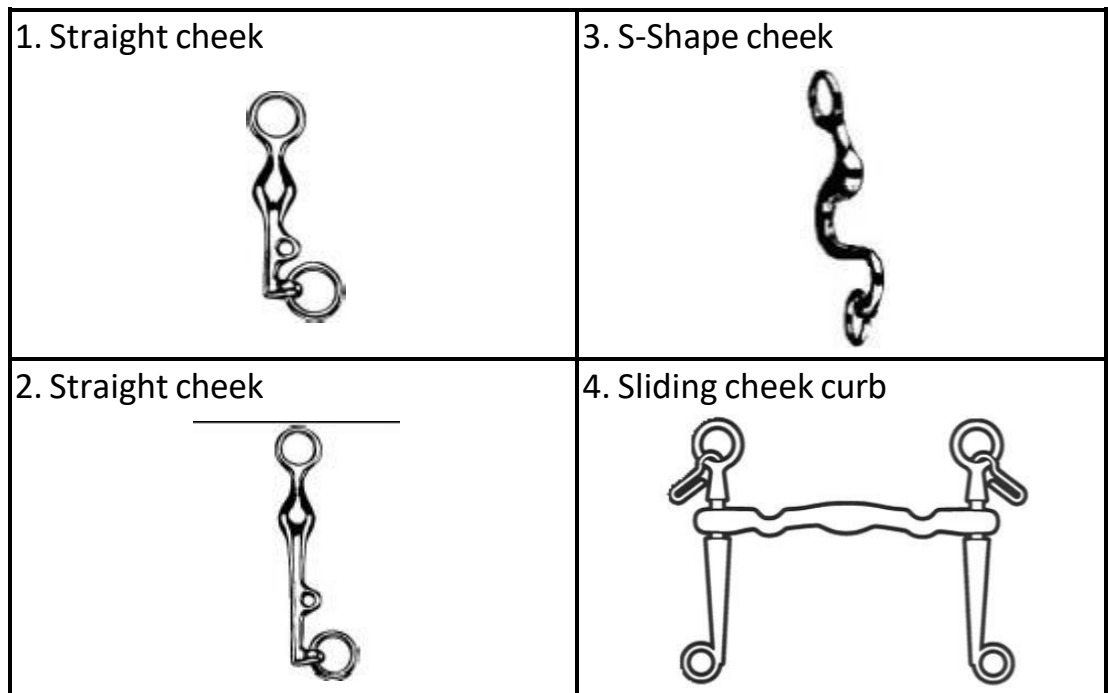
1.6 Permitted Cheek Pieces:

<p>1. Loose Ring</p> 	<p>7. D-Ring</p> 
<p>2. Egg-Butt</p> 	<p>8. D-Ring</p> 
<p>3. Egg Butt</p> 	<p>9. Loose ring with sleeves</p> 
<p>4. D-Ring</p> 	<p>10. Snaffle with full cheeks</p> 
<p>5. D-Ring</p> 	<p>11. Snaffle with full cheeks</p> 
<p>6. Hanging cheek</p> 	<p>12. Traditional snaffle cheek piece</p> 










1.7 Double Bridle Permitted Curb Mouthpieces:







1.8 Permitted Curb Cheekpieces



1.9 Permitted mouthpieces for Bridoon

<p>1. Single jointed</p> 	<p>5. Double jointed with rotating middle piece</p> 
<p>2. Double jointed</p> 	<p>6. Double jointed with plastic middle piece</p> 
<p>3. Shaped single jointed</p> 	<p>7. Ball jointed</p> 
<p>4. Single jointed with rubber coating</p> 	<p>8. Multiple ball jointed</p> 
	<p>9. Shaped double jointed</p> 

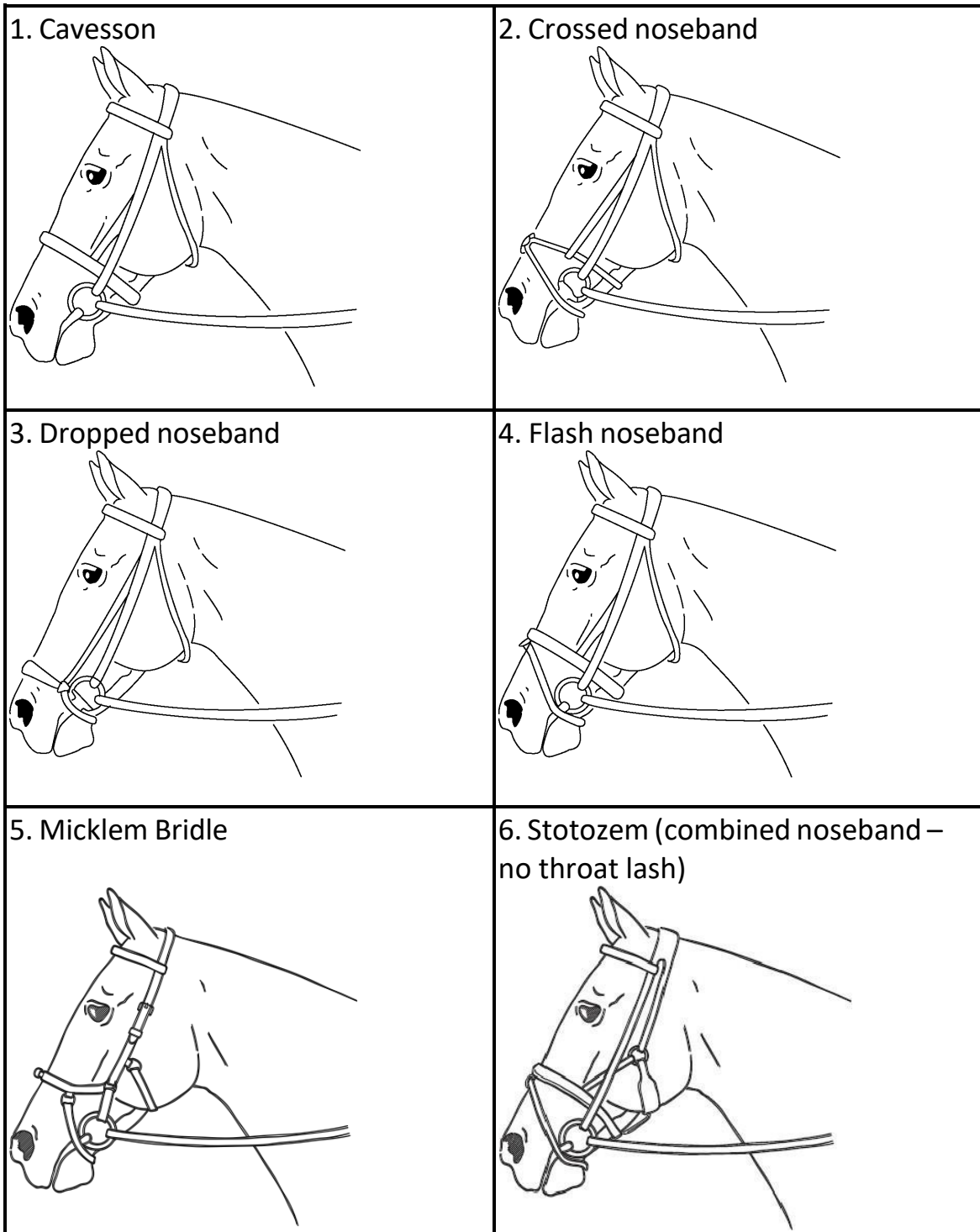
1.10 Permitted cheekpieces for Bridoon

<p>1. Loose Ring</p> 	<p>3. Egg Butt</p> 
<p>2. Egg-Butt</p> 	<p>9. Loose Ring with sleeves</p> 

PERMITTED BRIDLES FOR THE DRESSAGE TEST

The images below are examples only, and similar bridles which produce the same effect on the horse are also allowed if they adhere to the Art. 656.2

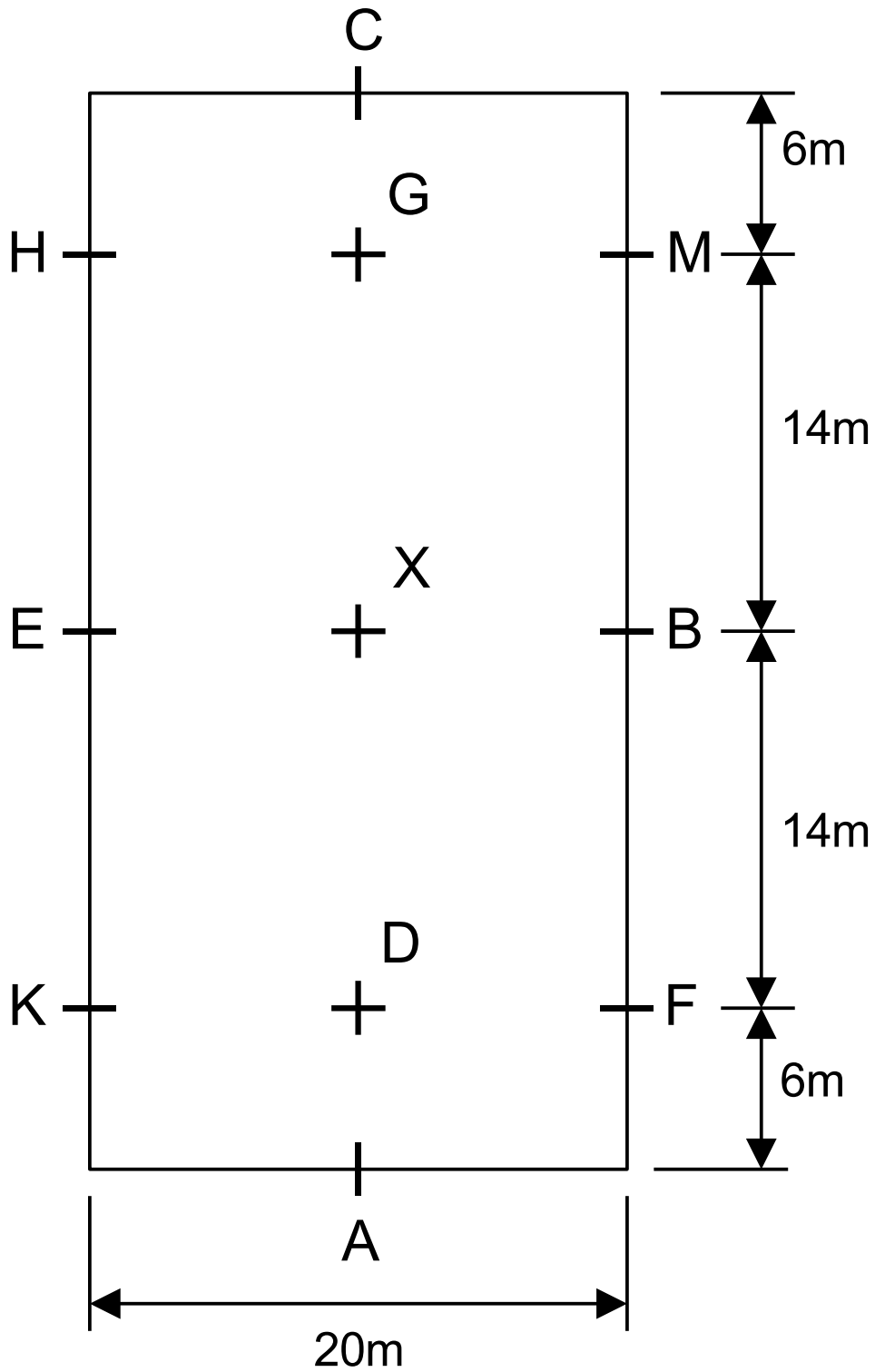
All Nosebands must be correctly fitted and cannot be so tight to cause unnecessary discomfort to the Horse, ref. Code of Conduct.



Nosebands 2, 3, 4, 5 and 6 are not permitted when a double bridle is used.

DRESSAGE ARENA (20m x 40m)

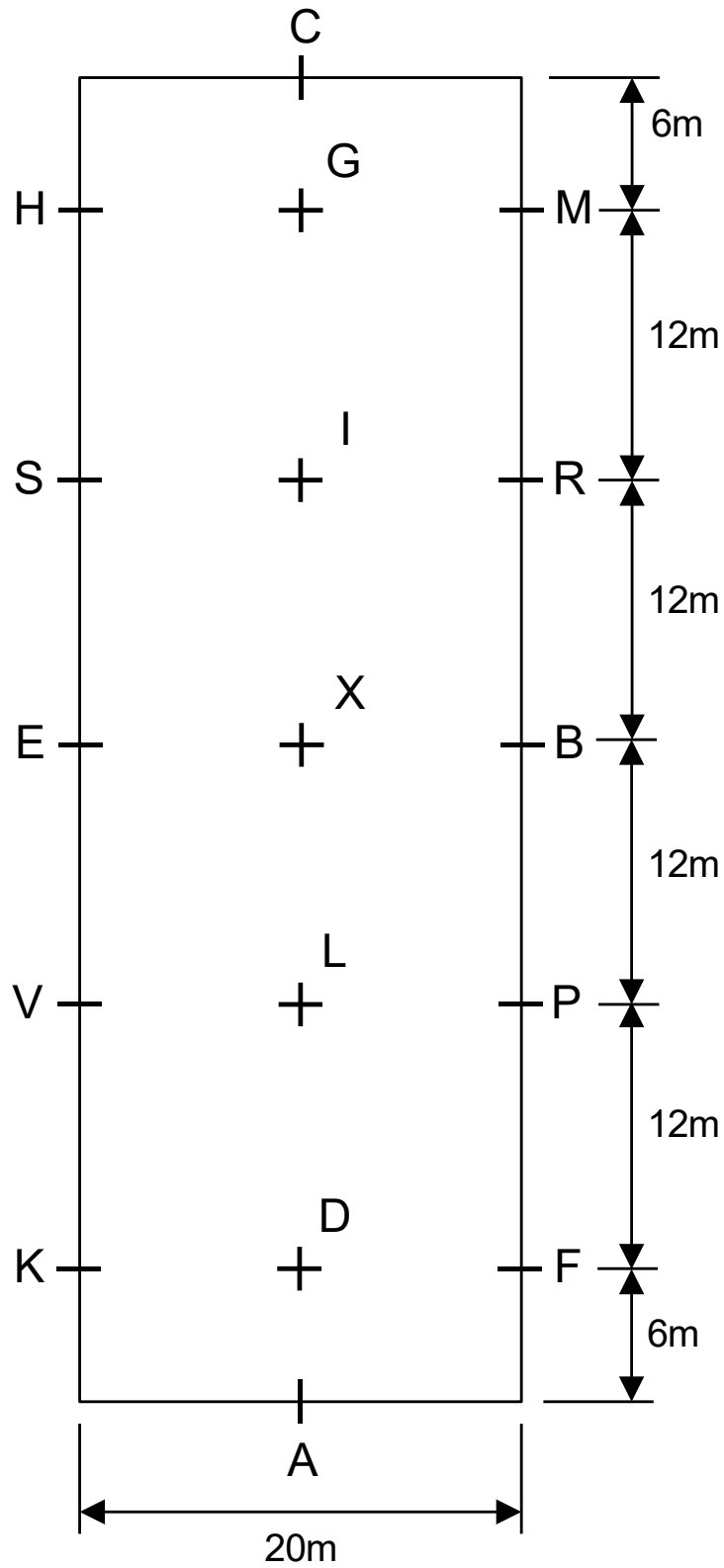
Plan of 20m x 40m Arena



The length of the diagonal from corner to corner is 44.721m

DRESSAGE ARENA (20m x 60m)

Plan of 20m x 60m Arena



The length of the diagonal from corner to corner is 63.245m

ANNEX 2 - SHORT FORMAT

Class Indicators	White	Blue	Red	Black
Cross Country	CCN65-S NZPC 65	CCN80-S NZPC 80	CCN95-S NZPC 95	CCN105-S NZPC 105
Maximum Height	65cm	80cm	95cm	1.05m
Max Height with Brush (Brush)	75cm (10cm)	90cm (10cm)	1.15m (20cm)	1.25m (20cm)
Max Top Spread (with Height)	75cm	90cm	1.05m	1.20m
Max Base Spread (with Height)	1.00m	1.20m	1.50m	1.85m
Ditch Fences				
Max Spread (without Height)	1.00m	1.20m	1.80m	2.40m
Drop Fences				
Max Drop	80cm 2/≥80cm	95cm 2/≥95cm	1.30m	1.40m
Max No / Max Drop			2/≥1.20m	2/≥1.30m
Jumps into and out of water				
Max depth of water	20cm	20cm	20cm	20cm
Distance	1000 – 2000m	1400 – 2300m	1800 – 2500m	2000 – 3000m
Speed	300mpm	375mpm	450mpm	485mpm
Maximum jumping efforts (Efforts 1 per 100m)	20	23	25	28
Jumping	CCN65-S NZPC 65	CCN80-S NZPC 80	CCN95-S NZPC 95	CCN105-S NZPC 105
Max Height	65cm	80cm	95cm	1.05m
Overall Spreads				
Oxers	75cm 95cm	90cm 1.10m	1.05m	1.15m
Triple Bar			1.25m	1.35m
Speed	250mpm	300mpm	325mpm	350mpm
Maximum Distance	350m	450m	500m	600m
No of Obstacles (Jumps)	8	9	10	10
Maximum jumping efforts	9	10	12	12
Combination	1 Double	1 Double	2 Doubles	2 Doubles
Dressage	CCN65-S NZPC 65	CCN80-S NZPC 80	CCN95-S NZPC 95	CCN105-S NZPC 105
Tests	Eventing L1 – L5 NZPCA Junior Riding Tests J6 – J10	Eventing L1 – L5 NZPCA Intermediate Riding Tests I11 – I15	Eventing L1 – L5, A1 – A4 NZPCA Intermediate Riding Tests I11 – I15	Eventing A1 – A5 & B1, B3, B4

ANNEX 2 - SHORT FORMAT

Class Indicators	White	Yellow	Green	Blue
Cross Country	CCN1*-S	CCN2*-S NZPCA 110	CCN3*-S	CCN4*-S
Maximum Height	1.05m	1.10m	1.15m	1.20m
Max Height with Brush (Brush)	1.25m (20cm)	1.30m (20cm)	1.35m (20cm)	1.40m (20cm)
Max Top Spread (with Height)	1.20m	1.40m	1.60m	1.80m
Max Base Spread (with Height)	1.85m	2.10m	2.40m	2.70m
Ditch Fences				
Max Spread (without Height)	2.40m	2.80m	3.20m	3.60m
Drop Fences				
Max Drop	1.40m	1.60m	1.80m	2.00m
Max No / Max Drop	2/>1.20m	2/≥1.40m	2/≥1.60m	2/≥1.60m
Jumps into and out of water				
Max depth of water	20cm	30cm	35cm	35cm
Distance	2000 – 3000m	2600 – 3120m	3025 – 3575m	3420 – 3990m
Speed	500mpm	520mpm	550mpm	570mpm
Maximum jumping efforts (Efforts 1 per 100m)	28	30	32	35
Jumping	CCN1*-S	CCN2*-S NZPCA 110	CCN3*-S	CCN4*-S
Max Height	1.10m	1.15m	1.20m	1.25m
Overall Spreads				
Oxers	1.25m	1.35m	1.40m	1.45m
Triple Bar	1.45m	1.55m	1.60m	1.65m
Speed	350mpm	350mpm	350mpm	375mpm
Maximum Distance	600m	600m	600m	600m
No of Obstacles (Jumps)	10	10-11	10-11	11-12
Maximum jumping efforts	12	13	14	15
Combination	2 Doubles	2 or 3 Double 1 Double & 1 Treble	2 or 3 Double 1 Double & 1 Treble	2 or 3 Double 1 Double & 1 Treble
Dressage	CCN1*-S	CCN2*-SNZPCA 110	CCN3*-S	CCN4*-S
Tests	FEI 1* Eventing B1-B5	FEI A&B 2* Eventing B1-B5	FEI A&B 3* Eventing C1 – C4	FEI A&B 4* Eventing D1 – D2

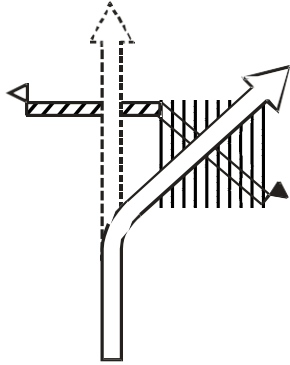
ANNEX 2 - LONG FORMAT

Class Indicator Colour	Blue	Red	White	White	Yellow	Green	Blue
Cross Country	CCN80-L	CCN95-L	CCN105-L	CCN1*-L	CCN2*-L	CCN3*-L	CCN4*-L
Max Height	80cm	95cm	1.05m	1.05m	1.10m	1.15m	1.20m
Max Height with Brush (Brush)	90cm (10cm)	1.15m (20cm)	1.25m (20cm)	1.25m (20cm)	1.30m (20cm)	1.35m (20cm)	1.40m (20cm)
Max Top Spread (with Height)	90cm	1.05m	1.20m	1.20m	1.40m	1.60m	1.80m
Max Base Spread (with Height)	1.20m	1.50m	1.85m	1.85m	2.10m	2.40m	2.70m
Ditch Fences							
Max Spread (without Height)	1.20m	1.80m	2.40m	2.40m	2.80m	3.20m	3.60m
Drop Fences							
Max Drop	95cm	130cm	140cm	1.40m	1.60m	1.80m	2.00m
Max Nos / Max Drop	2 / \geq 95cm	2 / \geq 120cm	2 / \geq 120cm	2 / \geq 120cm	2 / \geq 1.40m	2 / \geq 1.60m	2 / \geq 1.60m
Max Depth of Water	20cm	20cm	20cm	20cm	30cm	35cm	35cm
Distance	1400-2300m	2500m-3000m	3000-4000m	3000-4000m	3640-4680m	4400-5500m	5700-6270
Speed	375mpm	450mpm	485mpm	500mpm	520mpm	550mpm	570mpm
Maximum jumping efforts (1 per 100m)	23	20-25	23-28	23-28	25-30	30-35	35-40
Jumping	CCN80-L	CCN95-L	CCN105-L	CCN1*-L	CCN2*-L	CCN3*-L	CCN4*-L
Max Height	80cm	1.00m	1.10m	1.10m	1.15m	1.20m	1.25m
Overall Spread							
Oxer	90cm 1.10m	1.05m	1.15m	1.25m	1.35m	1.40m	1.45m
Triple Bar		1.25m	1.35m	1.45m	1.55m	1.60m	1.65m
Speed	300mpm	325mpm	350mpm	350mpm	350mpm	350mpm	375mpm
Maximum Distance	450m	500m	600m	600m	600m	600m	600m
No of Obstacles (Jumps)	9	10	10	10	10-11	10-11	11-12
Maximum jumping efforts	10	12	12	12	13	14	15
Combinations	1 Double	1 or 2 Doubles	2 Doubles	2 Doubles	2 or 3 Double 1 Double & 1 Treble	2 or 3 Double 1 Double & 1 Treble	2 or 3 Double 1 Double & 1 Treble
Dressage	CCN80-L	CCN95-L	CCN105-L	CCN1*-L	CCN2*-L	CCN3*-L	CCN4*-L
Tests	Eventing L1-L5 NZPCA Intermediate Riding Test I11-I15	Eventing L1-L5, A1- A4 NZPCA Intermediate Riding Test I11-I15	Eventing A1-A5, B1, B3, B4	FEI 1* Eventing B1-B5	FEI A&B 2* Eventing B1-B5	FEI A&B 3* Eventing C1-C4	FEI A&B 4* Eventing D1-D2

ANNEX 3 - XC FAULTS

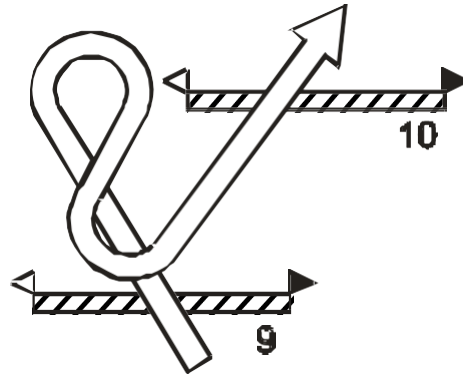
If no refusal – 0 penalties Art. 667

Original intention of Athlete

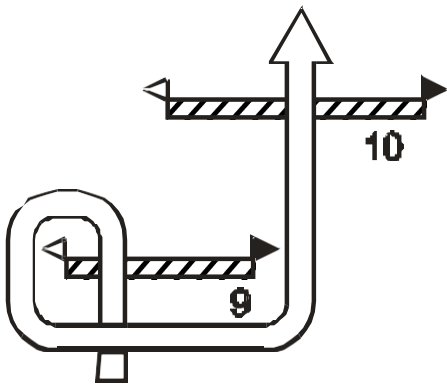


Change of intention by Athlete

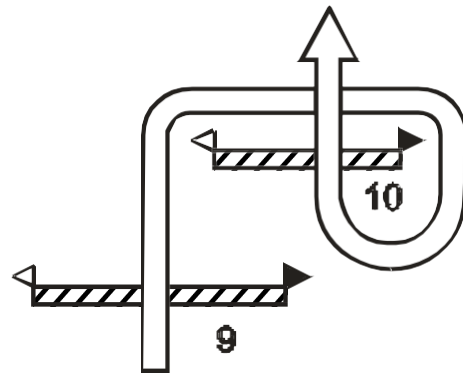
0 penalties Art. 667.5.1



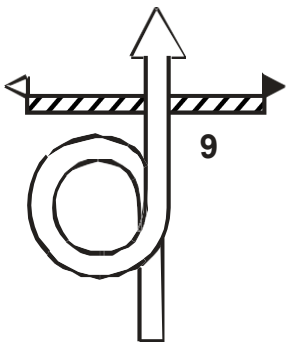
0 penalties Art. 667.5.1



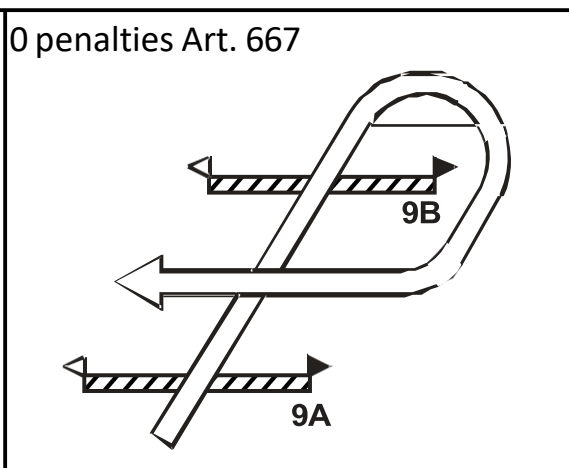
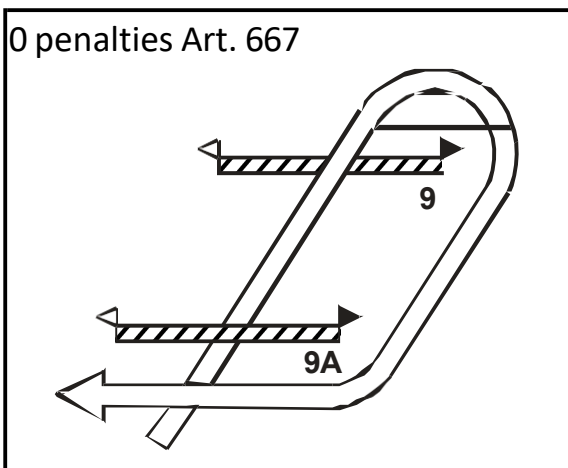
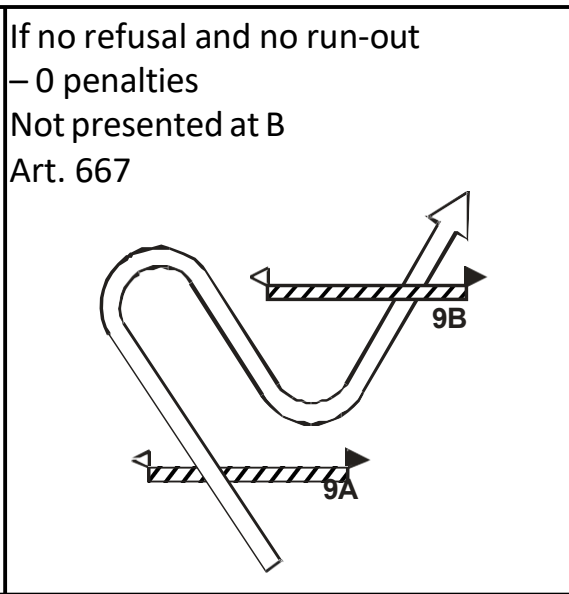
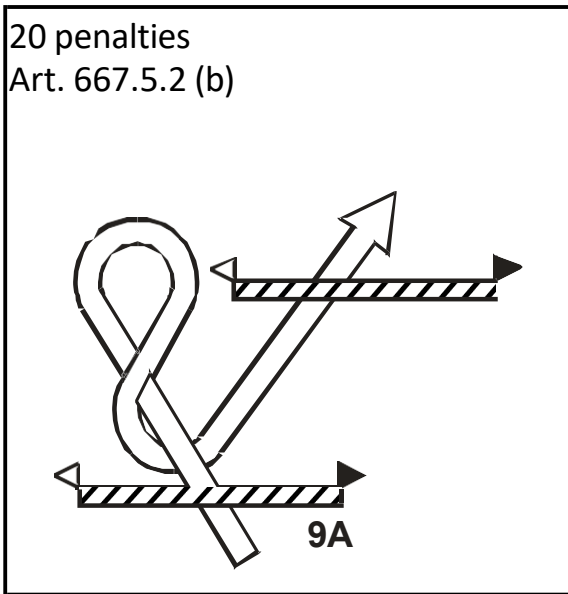
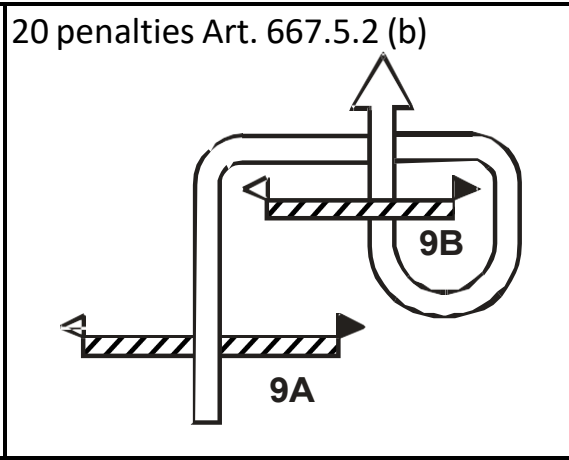
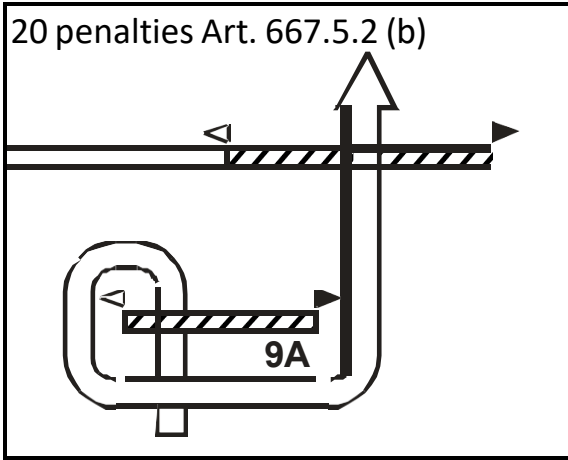
0 penalties (unless presented at 10)
Art. 667.5.1



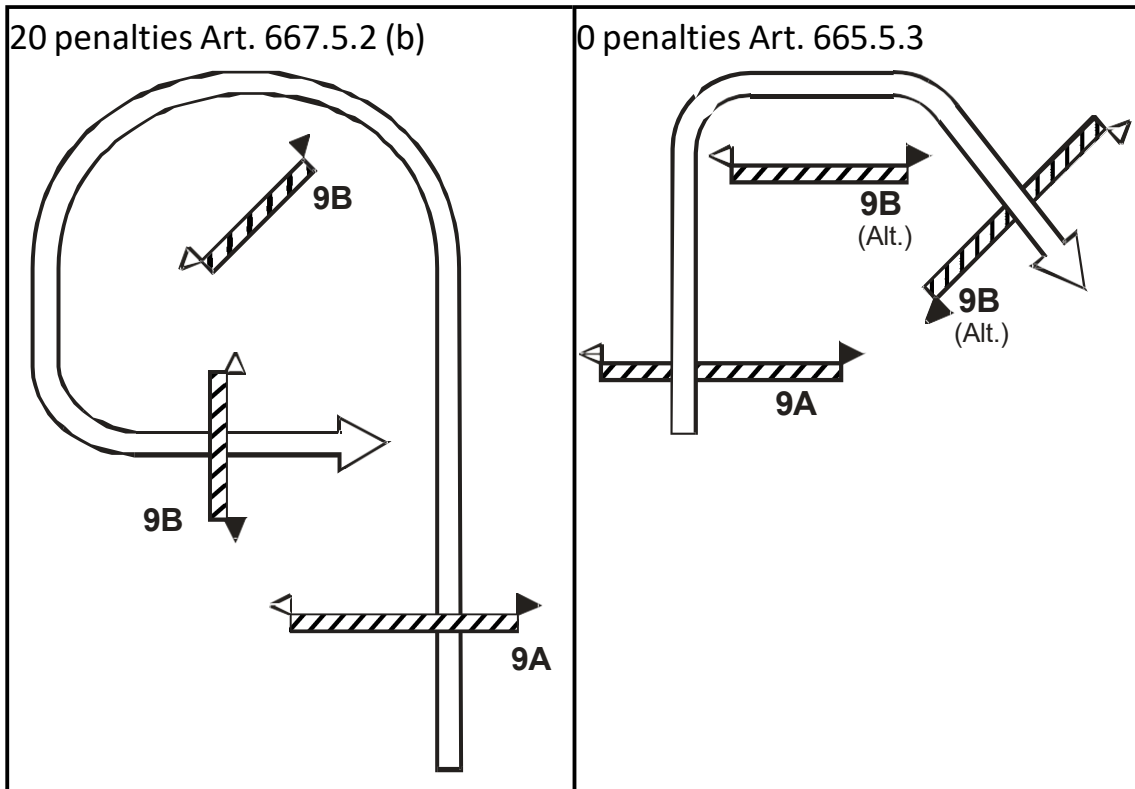
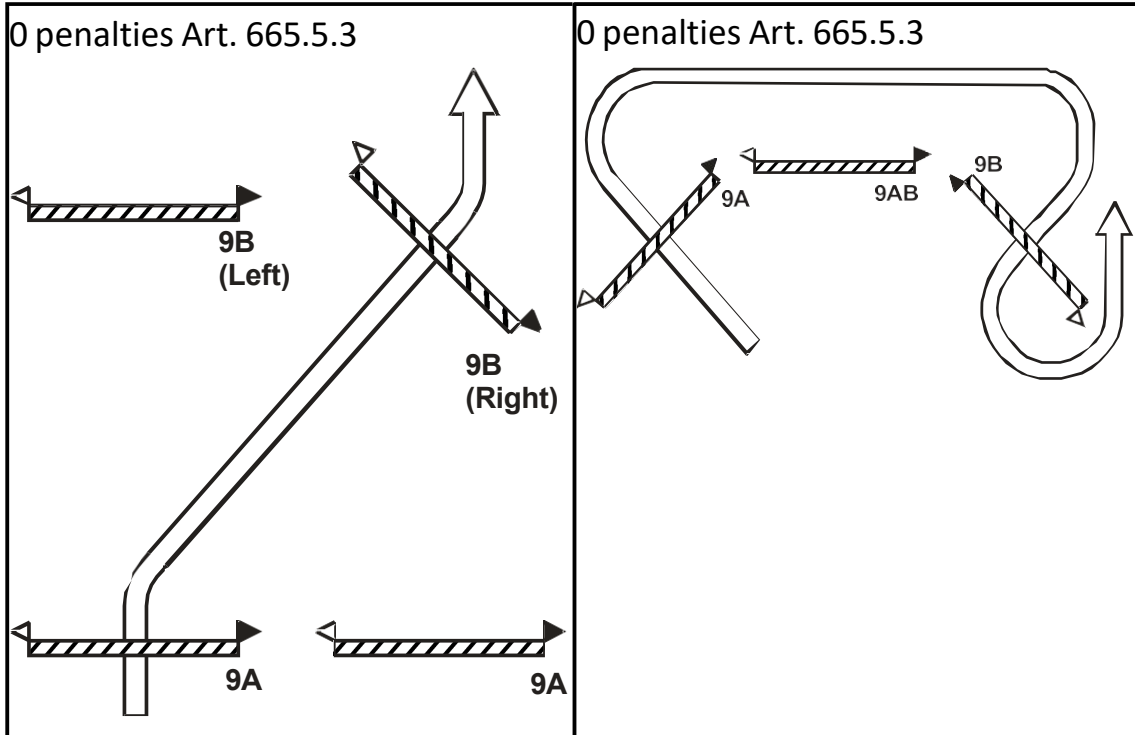
If presented – 20 penalties
Art. 667.1



Combinations



Black Flag Alternatives



ANNEX 4 - MINIMUM STANDARDS FOR MEDICAL PERSONNEL AND SERVICES AT CCN-L and CCN-S EVENTS

This annex outlines the medical service coverage to be implemented by Organising Committees (OCs) at ESNZ Eventing Competition (CCN-L and CCN-S). It also includes the definitions of the medical personnel and their skill requirements plus that for Treatment Centre/s and vehicles along with the resources needed.

4.1 The Organising Committee Prior to any CCN-S or CCN-L event

- a) Must appoint a Medical Co-Ordinator who will be responsible for ensuring the medical arrangements for the Event meet both ESNZ General Regulations and any Discipline Rules with regards to medical standards.
- b) The Medical Co-Ordinator must undertake a risk management analysis (taking into account the level of emergency services available in the area and the distance and travel time to and from the event to reach those medical services to ascertain whether a level of medical cover above the minimum standard should be provided at the event).
- c) Identified the number and location for First Aid/Treatment Centre/s needed for the event which will depend upon the layout and size of the event location and the potential number of people attending the event including competitor and their support people plus spectators.
 - First Aid/ Treatment Centre/s which must be private and ideally quiet where first aid or further medical support can be received (see Summary Table)
 - There must be rapid access to and from the First Aid/Treatment Centre/s to all areas of the Event for an ambulance or Rapid Response Vehicle. The access routes must remain free and unblocked throughout the event.
 - First Aid/Treatment Centre/s must be provided with good communication resources including access to radio communication with officials and phone/mobile communication with Emergency Services
- d) The Medical Co-ordinator must notify local after-hours Emergency services of the event dates and potential injuries seen at equestrian events.

- e) Must have an agreement in place with the venue/property owner as to who is responsible in case of emergency before the event begins and after it finishes.

Must appoint a Medical Co-Ordinator who will be responsible for ensuring the medical arrangements for the Event meet both ESNZ General Regulations and any Discipline Rules with regards to medical standards.

4.2 The minimum standards of medical personnel and resource that must be provided on-site during Dressage and Jumping Tests of an Eventing CCN-S or CCN-L event are as follows:

- a) During the Dressage and Jumping Tests the minimum medical personnel that must be available on site throughout the duration of these Tests are an Emergency Medical Technician (EMT) plus additional personnel with at least a first aid certificate. If an ambulance is not provided by the provider of emergency medical services to the event than a vehicle (rapid response vehicle) needs to be available that can transport a member of the emergency medical personnel and first response trauma equipment to the incident and/or that patient to the First Aid/Treatment Centre.

4.3 The minimum standards of medical personnel and resource that must be provided on-site during the Cross-Country Test of an Eventing CCN-S or CCN-L event are as follows:

- a) During the Cross-Country Tests the minimum medical personnel that must be available on site throughout the duration of this Test are a Paramedic and an Emergency Medical Technician (EMT). An ambulance available on site throughout the Cross-Country Test plus a vehicle (rapid response vehicle) capable of responding rapidly to any emergency medical incident and transporting a member of the emergency medical personnel and first response trauma equipment anywhere on the event site.

Summary of Emergency Medical Personnel Titles / Skills and Resources

	Definition/Skills	Resources
First Aider	<p>A person who is trained to give immediate assistance in the case of injury or sudden illness before the arrival of trained medical personnel.</p> <p>Current certification with NZQA unit standards 6400, 6401 and 6402, or replacements where appropriate.</p>	<p>A fully equipped First Aid Kit conforming to the requirements of a Workplace First Aid Kit as defined by Worksafe's Good Practice Guide. https://worksafe.govt.nz/managing-health-and-safety/businesses/general-requirements-for-workplaces/</p>
First Responder (FR)	<p>A person trained in the fundamentals of pre-hospital emergency care with knowledge and skills to perform assessment and management of life-threatening situations.</p> <p>Certification must be as per definition in current Standard NZS 8156 Ambulance and Paramedical Services: PHEC (Certificate in Pre-hospital Emergency Care) soon to be updated to NZCEC (New Zealand Certificate in Emergency Care-FR).</p>	<p>All of the above and:</p> <ul style="list-style-type: none"> • AED use • Oxygen therapy • Entonox • Methoxyflurane • Oropharyngeal Airway (OPA) • Nasopharyngeal Airway (NPA) • Aspirin • Ibuprofen • Paracetamol
Emergency Medical Technician (EMT)	<p>Independent clinician who has the knowledge, skills, and clinical expertise to assess, treat, diagnose, administer certain medicines, manage, discharge, and refer patients in out-of-hospital settings across a range of critical, urgent, and emergent situations.</p>	<p>All of the above and:</p> <ul style="list-style-type: none"> • Adrenaline Neb, IM, IN and topical • Glucagon IM • GTN SL • Ipratropium neb • Laryngeal Mask Airway (LMA)

	Definition/Skills	Resources
	Certification must be as per definition in current Standard NZS 8156 Ambulance and Paramedical Services: New Zealand Diploma in Ambulance Practice or equivalent.	<ul style="list-style-type: none"> • Laryngoscopy / Magills (airway obstruction) • Loratadine PO • Ondansetron PO • PEEP • Salbutamol neb • Tramadol PO
Paramedic	Independent clinician who has the knowledge, skills, and clinical expertise to assess, treat, diagnose, administer medicines, manage, discharge and refer patients in a range of urgent, emergency, or critical out-of- hospital settings. Certification must be as per definition in current Standard NZS 8156 Ambulance and Paramedical Services: BHSc Paramedicine (or equivalent). (Paramedics will soon be Registered clinicians in NZ).	<p>All of the above and:</p> <ul style="list-style-type: none"> • Adrenaline IV (for cardiac arrest) • Amiodarone IV (for cardiac arrest) • Fentanyl IN, IV • Glucose IV • IO Access • IV cannulation • Lignocaine 1% IM • Manual defibrillation and synchronised cardioversion • Midazolam IM (seizures/ag. Delirium) • Midazolam IV (seizures only) • Morphine IM, IV • Naloxone IM, IV • Ondansetron IM,IV • 0.9% sodium chloride

	Definition/Skills	Resources
Doctor	Should have experience and training in pre-hospital trauma and have Core Advanced Certificate of Resuscitation and Emergency Care and be able to perform all the skills and the equipment of a Paramedic.	
Treatment / Medical Centre/s	A quiet and private area where first aid can be administered, or a patient can receive further medical treatment or await transport to a "hospital" and that allows a person to lie down if needed. Can be an ambulance.	<ul style="list-style-type: none"> • Stretcher or bed • First Aid Kit conforming to the requirements of a Workplace First Aid Kit as defined by Worksafe's Good Practice Guide. • Blankets • A way to provide privacy of the patient
Ambulance	A designated vehicle or treatment area appropriately marked and identifiable, conforming to current standards for Ambulance and Paramedical Services.	<p>It must contain necessary resuscitation, immobilisation and transportation equipment appropriate for the level of medical care being provided.</p> <p>The following equipment must be present: <i>Standard stretcher, scoop or combi-stretcher, KED, traction splint, c- collars, suction unit, oxygen and masks, IV equipment, sharps container, AED (or Defibrillator with monitoring for Paramedic level and above), BP Cuff.</i></p>
Rapid Response Vehicle	A rapid response vehicle can be provided by the organisers. This vehicle is aimed to get Clinical	First response trauma equipment appropriate for the level of medical care being provided, as well as equipment for patient extraction and

	Definition/Skills	Resources
	Personnel and first response trauma equipment anywhere on the XC course.	transportation to treatment area e.g. scoop stretcher or combi-stretcher, KED, splints, immobilisation device equipment.

ANNEX 5 -NZPCA

INTRODUCTION

The following exceptions or additional requirements to Eventing Rules exist for NZPCA Eventing competitions. Furthermore, NZPCA Eventing Championships, please also refer to NZPCA Eventing Championship and Area Selection Regulations. Reference should also be made to NZPCA General Regulations.

Article 603 – ESNZ EVENTS

2. All NZPCA events are also run under the Constitutional Rules and Regulations of NZPCA.

Article 604 – REGISTRATION OF HORSES

At NZPCA events horses do not need to be registered with the NF before entering an NZPCA event.

Article 605 – LEVIES

2. At NZPCA events no levies are payable for any NZPCA classes to either ESNZ Eventing or NZPCA.

Article 613 – CLASSES

Events run by Pony Club will be known as NZPC 65, 80, 95, 105, 110. These classes except NZPC110 may also have a plus/+ added to their title allowing for Dressage and Jumping to be one level above and the Cross Country at the level of the title.

Article 614 – PARTICIPATION

1. **Athletes:**

Athletes entered in NZPCA Events must:

Must be a members on the NZPCA database or a casual membership must be completed prior to the start of competition.

Article 616 – SCHEDULES (507.1)

The name of the riders representative is not required.

Article 628 – STEWARDS

1. Pony Clubs do not need to appoint a Chief Steward for their events.
2. At NZPCA Eventing Championships refer to NZPCA Eventing Championship and Area Selection Regulations.

Article 637 – MINIMUM STANDARDS FOR VETERINARY SERVICES AT EVENTS

1. Refer to NZPCA General Regulations 26 for full requirements.
2. At Eventing competitions where the maximum level is NZPC 95 or any events involving riding “a cross country” where the XC jumps are over 95cm high such as Show-Cross, Derbies, Gamblers, the organising committee must have organised for an “Official Veterinarian” to be on call. The “Official Veterinarian” must be available to come to the grounds immediately. The organising committee must have a direct number that the Official Veterinarian can be called on. This number should be provided to the TD, Chief Cross Country Judge, Event Secretary etc as well as available to competitors in rider notices and posted on the scoreboard from the start of the event.
3. At any Eventing competitions, (excluding NZPCA Eventing Championships) at which NZPC 105 and/or 110 level classes are being run the “Official Veterinarian” must be present on the grounds during the cross country test for these specific classes (NZPC 105 and NZPC 110).
4. NZPCA Eventing Championships refer to ESNZ Eventing Rules Article 637.1.2 and NZPCA Eventing Championship & Area Selection Regulations.

Article 639 – DANGEROUS RIDING

1. In addition to the immediate competition sanctions outlined under “Article 639 – Dangerous Riding” it will be up to the Chief Cross Country Judge in consultation with the Technical Delegate to decide if the level of the offending is such that the offender should also be referred to their local branch/club under the NZPCA Code of Conduct for Dangerous Riding.

Article 640 – ABUSE OF HORSE

1. In addition to the immediate competition sanctions outlined under “Article 640 – Abuse of Horse” it will be up to the Chief Cross Country Judge in consultation with the Technical Delegate to decide if the level of the offending is such that the offender should also be referred to their local branch/club under the NZPCA Code of Conduct for Abuse of the Horse.

Article 653 – ACCESS TO COURSES & ARENAS

- 3.5 At NZPCA events the Cross Country Course should be closed at least two weeks before an Event.

Article 655 – DRESS

1. Dressage Test – Riding Jacket, white shirt with white or pale tie/stock and neutral coloured jodhpurs/breeches which can be dark coloured but not patterned or Pony Club uniform in branch/club colours may be worn. For NZPCA Eventing Championships see appropriate Regulations.
2. Cross Country Test – wearing long sleeves is recommended.
3. Jumping Test – Riding Jacket, white shirt with white or pale tie/stock and neutral coloured jodhpurs/breeches which can be dark coloured but not patterned or Pony Club uniform in branch/club/area colours may be worn. For NZPCA Eventing Championships see NZPCA Eventing Championship and Area Selection Regulations.

Article 656 – SADDLERY

1. Where a surcingle is used it must not restrict the release of the stirrupleathers from the bars.

Article 655 – DRESS & Article – 656 SADDLERY

1. Inspection of Dress & Saddlery – Any Gear Safety Inspection should be carried out with reference to current ESNZ Eventing Rules, NZPCA Eventing Championships & Area Selection Regulations and current NZPCA General Regulations. Any Gear Safety Check Sheet is only a guide and reference must be made to the current ESNZ Eventing Rules and NZPCA General Regulations. In the case of compulsory Gear Safety Inspections, it is the rider’s

responsibility to make sure their gear has been inspected by a Gear Safety Inspector before starting. Failure to do so risks elimination. If a rider fails to have a Gear Safety Inspection the TD must be informed. The TD will investigate the problem and report and advise the Ground Jury on any decision they may be required to make.

- a) Gear Safety Inspections are compulsory in all tests (Dressage, Jumping & Cross Country) for levels NZPC 65 and NZPC 80.
- b) Gear Safety Inspections are compulsory for Cross Country Test only at NZPC 95 however riders may be subject to a Gear Safety Inspection for Dressage and Jumping.
- c) Riders may be subject to a Gear Safety Inspection in all tests (Dressage, Jumping & Cross Country) at NZPC 105 and NZPC 110.
- d) The person carrying out the Gear Safety Inspection must contact the competition's TD if there are any issues regarding a competitor's saddlery or dress for them to adjudicate if so required.

Article 662 – ARENA

1. Arenas may be constructed from rope, plastic chain, plastic pipes, or in accordance with FEI Rules for Dressage. Arenas must be as safe as possible. If rope and steel pegs are used, the rope shall be kept taut but not wrapped around the pegs, approximately 30cm above the ground, and any sharp elements of pegs should be covered to protect Horses.

Article 665 – OBSTACLES

2. A combination obstacle with a bounce must always provide an alternate route, at levels below NZPC 105.
3. O Option Jumps:
 - a) A maximum of 4 (four) O Option obstacles are allowed with a penalty of 10 points per obstacle (regardless of the number of efforts) (Max 40pp).
 - b) An O option obstacle should be of a lesser difficulty i.e. next level down, and of a similar type as the main route e.g. if the main route is a corner then the O option obstacle should be a corner.
 - l. If the proposed O option obstacle is of a different type to the main route and technically less demanding, yet still meets the dimension requirements for that level, it is not an O option, it should be used as a black flag option.
 - c) An O option obstacle should be placed alongside the main obstacles and carry the same number/letter, however the O option obstacle will be identified with an O around the number/letter.

- I. If the position of the O option obstacle is NOT on the main route and could potentially lead to time faults it is not an O option obstacles and should be used as a black flag option.
- d) The fence judge will judge the fence as normal in all situations except when the rider jumps the O option obstacle clear as their first choice – in this case the fence judge’s sheet should be marked with an O beside the tick, indicating that ten penalties will apply.
- e) Should the rider attempt the direct route first and incur a stop or run out then go to the O option obstacle and jumps clear, only the disobedience at the direct route will be faulted. The ten penalties for the O option obstacle will NOT apply, however any disobedience at the O option will incur penalties in the usual manner.

ANNEX 6 -YOUNG EVENT HORSE

Competitions:

A South and North Island Young Event Horse Championship can be held each year. Application to hold an Island Championship should be directed to the Sports Manager. These championships are not official ESNZ championships.

Areas may run Young Event Horse Classes at any ESNZ events or separately from an ESNZ eventing Events.

In each year the Eventing Board will set the date and venue of the National Young Event Horse Championship (Mary Bowling Memorial)

Schedules:

Must include requirements on Eligibility, Timetable stipulating how much time there is between Tests, Saddlery including the Young Horse Jumping Boot rule, and Dress which must state that Body Protectors need to be worn during the jumping and gallop Tests.

Timetable:

At the OC's discretion the competition maybe run according to a timetable to suits the OC. I.e. Over several days, or one test followed straight after the next or any combination. However, this must be advertised in the schedule.

Eligibility:

- a) The Official Age of all horses will be calculated as per FEI Rules and 1st August for Southern Hemisphere born horses and 1st January for Northern Hemisphere born Horses need to be 4 years old or 5 years old.
- b) Age & Pedigree Verification
It is the responsibility of the rider or person responsible to ensure that the correct age, breed, sire, dam and dam sire of the horse is entered in the profile section of the ESNZ database and any Event Management system (eg EvoEvents) and that the horse is entered in the correct class.
 - i) For Local Events: No age or pedigree verification is required other than the above.
 - ii) For Island and National YEH Championships: All eligible horses must have a Verification or Breed Papers. These should be uploaded with ESNZ and any event management system by the date of close of entries or the entry may not be accepted.

NB Studbooks providing Papers / Passports include www.sphanz.co.nz for non-warmblood horses, www.nzhanoverian.com and www.nzwarmbloods.com for warmblood horses, www.irishhorse.org.nz for Irish Sport Horses.

Thoroughbred horses can get their pedigrees from www.loveracing.co.nz.

Horses can compete on ESNZ Casual Equine Registration.

Riders can compete on ESNZ Introductory or Casual Membership if not Full ESNZ Members.

Horse should have completed a CCN80 or higher in current or preceding year. Horse must be 15hh or over.

Rider: Horse must be ridden by the same rider in all tests.

Format:

There are four tests: Dressage, Jumping/Cross Country, Gallop and Conformation.

Dressage test:	Worth 30% of total mark. To be judged on paces, trainability, athleticism
Jumping/XC:	Worth 40% of total mark. To be judged on style, ability and athleticism
Gallop:	Worth 15% of total mark. To be judged on suitability for cross country.
Conformation:	Worth 15% of total mark. To be judged on type and correct conformation that would constitute longevity.
Judging:	May be judged by individual judges for each test and total marks added together or a team of judges judging all tests individually collating their marks for each test.
Judges:	The judging panel can consist of between two to four judges.
Winner:	The winner is either a result of being the highest of the four tests or there may be a call back of however many the OC deems appropriate (usually the number of rosettes available).

If there is a call back, competitors will be required to show their horses at all three paces, walk, trot and canter, followed by a small course of jumps. Marks from the judges will be judged individually and the total of marks collated. If there is a tie, then the horse with the highest first round score will be the winner.

Technical Details

Dressage:

May be a 60m x 20m or a 40m x 20m arena as per rules for ESNZ Eventing.

Test included at the end of this annex.

Jumping:

Heights may not exceed 1m for show jumps and 95cm for cross country jumps. A total of 10 to 14 jumps; A 50/50 split or 60/40 split for jumping and cross country. These can either be combined in one area or be in two different areas.

Cross Country:

May include banks, ditches or simple water obstacles however they must be within the recommendations for a CCN80 class. All Cross Country jumps must be pinned and flagged.

Jumps must be checked by an ESNZ Eventing TD.

Practise jumps need to be supervised by a Steward.

Saddlery:

Dressage: As per ESNZ Eventing dressage. Snaffle bridle compulsory. No whips. No boots on horses.

Jumping: As per ESNZ Eventing Cross Country Boots: Must comply with Young Horse Boot rule.

Dress:

As per ESNZ Eventing Rules for each test, however a body protector must be worn for the jumping/cross country.

For the dressage test dress is as ESNZ Eventing test however if there is little time between, dress may be as for jumping.

Scoring:

Template provided.

Special Awards:

Classes may be split between 4 year olds and 5 year olds.

Special awards may be presented: i.e. Best Mare, Best Thoroughbred etc.

Dressage Test:

Test to be ridden from memory.

A	Enter at Working Trot
X	Halt. Salute and proceed at Working Trot
C	Track left A Working Trot 20-meter circle
FXH	Change Rein. Show some lengthened strides
H	Working Trot
MBF	Show some lengthened strides
F	Working Trot Between
A & K	Working canter
E	Circle 20 meters
E-M	Working Canter
MXK	Change Rein
At X	Working Trot Between
A&F	Working Canter
B	Circle 20 meters
M	Working Trot
CHX	Medium Walk
X	Long rein
A	Leave Arena at Walk

ANNEX 7 - ARENA EVENTING

The Rules for Arena Eventing should be read in conjunction with the **ESNZ Rules for Eventing**, the **ESNZ Guide to Cross-Country Design for Officials** and the **ESNZ Rules for Jumping**. For any circumstances not specifically covered in these Arena Eventing Rules reference should be made to the ESNZ Rules for Eventing.

Competition Format

Arena Eventing is a single-test competition that takes place within an enclosed arena.

The competition to be run as a single jumping round at each level. Combinations may enter more than one jumping round and no more than three rounds a day.

Design Guidelines

The Arena Eventing course must comprise of a minimum of 50% cross-country fences. It is suggested that the course starts with three show jumping fences and finishes with one or two show jumping fences. Additional show jumping fences may be added in the middle of the course.

Arena Size

The arena in which Arena Eventing can take place must be a minimum of 5000 m². It should be fully enclosed and have an entrance/exits gate.

Course Dimensions

	XC Fence Height	Jumping Fence Height	Distance Maximum	Speed (mpm)	Maximum No of Efforts
AE 65	65	70	600	275	16
AE 80	80	85	800	325	16
AE 95	95	100	1000	350	18
AE 105	105	110	1200	375	18
AE 110	110	115	1400	400	20
AE 120	110	120	1600	425	20
AE 125	110	125	1600	450	20

The other dimensions of the Cross-Country fences (base spread, top spread, jumpable width, brush height) and the Jumping fences must not exceed the dimensions given at the equivalent levels in the ESNZ Rules for Eventing; i.e. AE65=CCN65; AE80=CCN80; AE95=CCN95; AE105=CCN105 and AE11=CCN2*)

Optimum Time

The winner will be the rider closest to, but under, the optimum time and the lowest total faults for the round.

Refer to ESNZ Rules for Eventing Annex 2 for more information regarding fence dimensions for both cross-country and jumping.

Cross Country Fences

Securing Fences: All cross-country fences must be secured to the ground in a way that they have no possibility to move if hit by a Horse. If screw-anchors, pins or posts cannot be used in the arena (i.e. artificial surface) then the Cross-Country fence must be weighed down by sandbags, concrete blocks or similar to stop them moving or tipping over.

Groundlines: Ground lines must be used on all Cross-Country fences. Please refer to the ESNZ Guide to Cross Country Design for Officials.

Leading Edge: The front leading edge of verticals and upright spread fences, corners, etc should be sloping and rounded.

Please refer to ESNZ Guide to Cross Country Design for Officials.

Show Jumping Fences

Safety Cups: Safety cups must be used as support for the back poles of spread fences and in the case of a triple-bar to support the centre and back poles of the fence.

Please refer to ESNZ Rules of Jumping.

Scoring

Penalties will be awarded as follows:

	Penalties
First disobedience; refusal, run-out	4
Second disobedience; refusal, run-out	8
Third disobedience; refusal, run-out	Elimination
Knock down of fence – show jumping fences only	4
Fall of rider	Elimination
Fall of horse	Elimination
Every commenced second in excess of the optimum time	0.4
Error of course	Elimination
Retaking a fence already jumped	Elimination

Refer to ESNZ Rules for Eventing Article 672 for anything not covered in the above table.

Officials

The Arena Eventing course must be designed, laid out and supervised during the competition by

- ESNZ Jumping Course Designer Level 2 or above and checked by ESNZ Eventing TD List 2 or above
- ESNZ Eventing Course Designer List 2 or above
- ESNZ Eventing Course Designer List 3 and checked by an ESNZ Eventing TD List 2 or above may officiate up to AE95.

The competition will be judged by an ESNZ Jumping Judge.

Warm Up areas must be checked, taped to height, and approved by the TD and must be monitored by a Steward.

Saddlery and Dress

Dress: Refer to ESNZ Rules of Eventing Article 655. Approved Body protectors and approved Helmets must be worn – ESNZ Rules of Eventing Article 655. 6

Saddlery: Refer to ESNZ Rules of Eventing 656

Minimum Medical and Veterinary Standards

The minimum medical standards for Arena Eventing as it is a hybrid of jumping and cross country are:

- Medical Personnel – EMT and First Aider/First Responder and all necessary medical equipment on site throughout the competition. Refer to ESNZ General Regulations Article 153 and Rules of Eventing Article 635 and Annex 4.
- Treatment Centre – An ambulance should be onsite to act as an emergency treatment centre.
- Veterinary service must be on call.

Rider Eligibility

ESNZ Eventing competitor must have two MERS – refer to ESNZ Rules of Eventing Article 633.

ESNZ Jumping competitors must have completed two jumping classes with no more than 4 jumping faults 10cm above the fixed height of the cross-country jumps.

Organising Committees can impose limitations at their absolute discretion whether for timetabling or any other reason.

Organising Committees wishing to run Arena Eventing that wish to change or amend any of these rules, will need to contact ESNZ Eventing Sport Manager and seek approval for any amendments or extensions to these rules.

ANNEX 9 - EXPRESS EVENTING RULES

EXPRESS/INTRODUCTORY EVENTS

Purpose:

To provide OC's with rules that assist them with organising Express/Introductory Events and also to provide OC's with the security of knowing that if they run within these rules, that they will be covered by ESNZ Liability Insurance.

These Express/Introductory events can act as fundraisers for Areas and OC's and also provide low-key training and educational opportunities for existing members as well as introducing new riders to the sport of Eventing. These rules are intended to give OC's flexibility in how they structure these Express Events but they also establish some minimum safety considerations.

Express/Introductory Events (EX events) are in no way intended to replace Registered Events and need to be a much shorter and less complex event so that they can be run responsibly with minimal safety, volunteer and official requirements.

OC's are encouraged to make these EX events inviting, encouraging and educational for new riders. They can do this in numerous ways; e.g: having experienced riders and committee members available on the grounds to take guided XC course walks, assist at the SJ/XC practice jumps or give advice if a rider is having difficulty. Riders who are observed riding the XC too fast or in such a way that causes safety concerns should be informed of these concerns and given advice of how to ride safely.

Requirements:

1. The Sport Manager of ESNZ Eventing must be notified of any Express/Introductory Events.
2. All riders must be either full ESNZ members or Introductory Members, or pay a Casual Membership.
3. Express Events can only include height levels up to EX 105cm level – no higher.
4. There is no requirement for prizes - any prizes should be low key.
5. These EX events are not included in the Eventing Series.
6. Results from these EX events are not recorded in ESNZ database.
7. EX events have to run one level all on one day – cannot run one level over two days.
8. EX events may have team options as well as individual scores

9. EX events may also consist of only two tests instead of the three – this can also include Derby/Hickstead/jump-cross situations where SJ and XC jumps can be inter-mingled. EX events can also combine different levels for different tests: e.g: EX105 dressage and EX 80cm jumping phases.
10. EX Events use the same equivalent level ESNZ Eventing tests as Registered Events.
11. All EX events XC levels must be of at least one third shorter distance and have one third fewer jumps than the comparable Registered level. In acknowledging that there are lesser medical and veterinary services at an EX event the types and technicality of the XC jumps should be of a simpler nature than at the comparable level at a Registered Event. The SJ test should also be shorter and simpler than at a Registered Event – there should be a max of 8 – 10 show jumping efforts.
12. All Riders must sign an acceptance of risk and disclaimer form.
13. Riders under the age of 18 must be accompanied by a Responsible Adult.
14. All venues must have cell phone coverage – no exceptions.
15. Dressage tests may be called. Whips may be carried in dressage.
16. If not specified here then refer to current ESNZ Eventing Rules for guidance.
17. ESNZ Eventing Welfare of the Horse and Dangerous Riding rules apply at EX Events.
18. OC's may use their discretion to decide whether multiple refusals are accumulated or whether riders are eliminated or can miss out the jump and carry on. For safety reasons the same Fall of Rider and Horse rules apply to EX events as to Registered Events.
19. The OC has the same rights/authority at an Express Event as at a Registered Event.
20. Article 610: Disclaimer of Liability in ESNZ Eventing Rules applies to Ex Eventing too.
21. A \$16.00 levy per participating horse is payable to ESNZ Eventing. Above 105 the levy is based on the Cross Country height.

Minimum Medical Requirements:

1. The OC must notify the local emergency services that they are holding an event, and give them the address of venue.
2. The OC must inform the local on-call vet that you are holding an equestrian event.

3. The minimum medical requirement is that you have an Emergency Medical Technician with access to a fully equipped EMT kit; and additional personnel with at least first aid certificate; and a Response Vehicle
4. The Designated First Aid Officer needs to have a First Aid Kit.
5. A response vehicle capable of transporting patient to a medical/treatment center or medical personnel and resources to the patient. Contractual service, which would include provision of ambulance. They must have a cell phone and also a radio to contact the other members of the OC/Officials at the event.
6. The OC must also designate an “Equine First Aider”.
7. The Equine First Aider must have a 4WD Vehicle attached to a horse-float and an accompanying driver. There should be tarpaulins in the horse-float.
8. The OC should designate an emergency response team coordinator – everyone needs to be clear about their roles and have an easy communication system established.

Officials:

1. There must be a minimum of one List 2 Eventing Official present throughout the event – must be a TD or CD who has checked the XC jump tracks.
2. Dressage judges do not have to be List judges but should have relevant experience.

Dress/Saddlery:

1. To comply with ESNZ Eventing rules as per the Cross-Country test for both jumping tests.
2. The use of a Snaffle bridle for the Dressage test should be encouraged.

ANNEX 10 – Membership & Entry Fees

ESNZ Eventing Membership Table - As of 1st August 2025						
Class	ESNZ Rider Membership	ESNZ Equine Registration	Annual Discipline start	Flexi Discipline start	ESNZ Casual Equine Reg	Discipline Start Levy
Express Eventing 95 and below	Introductory (\$55.75pa) /Casual (\$16.30 per event)	N/A	N/A	N/A	N/A	\$16.00
Arena Eventing 95 and Below						
CCN 65						
CCN 80	Introductory (\$55.75pa) /Casual (\$16.30 per event)	\$100 pa Or Casual	\$27.50	OR \$8 per event	\$5.15 per event	\$26.00
CCN 95						
AE & EE 105 and Above	Full (Adult \$155.75 pa / Youth (14 & Under) \$100 pa)	\$100pa	\$66	N/A	N/A	\$40.00
CCN 105 / 1*			\$75			
CCN 2* / 3* / 4*						

Changes

ESNZ Casual Rider Membership for 95 cm - Added

Discipline Flexi Start for 80 and 95 - Added

ESNZ Casual Equine Rego for 105 * - Removed

Discipline Flexi Start for 105 - Removed

CCN 2*3*4* Annual Start fees - Move to same price - \$75

Changes to all discipline start levy's - to be clearer and more even across the board and allow for future growth and inflation.