



EQUESTRIAN SPORTS  
NEW ZEALAND

The Year in Review  
**2023**

Annual Report and Financials



# Contents

**02**

Chief Executive Report

**10**

Board Chair Report

**05**

Equestrian Sport in New Zealand

**12**

ESNZ Board Members

**06**

Our Values

**17**

The Year in Review

**07**

Statement of Strategic Intent  
2022 – 2026

**44**

Financial Summaries – Central  
and National Equestrian Centres

**08**

Our Whānau

**49**

Audited Financials

**09**

Key Focus Areas

**63**

Audit Report



# Chief Executive Report 2023

**The last year, in many cases, bought us some type of normality with regards to the delivery of competitions across the country. This allowed us to start to drive the implementation of our new strategic direction and put in place the foundations for the ongoing work required to meet our strategic outcomes in Community, Competitions and High Performance.**

The year was filled with some highlights along with a few setbacks. Firstly, our Eventing team returned to the Podium at the World Champs in Pratoni, Italy with a team and individual bronze. These were our first medals in 12 years, which also secured us a ticket to Paris. We were also thrilled to have a Dressage team at Herning for the World Championships. While we did not qualify for Paris, the performances and the experience the team had will be invaluable moving forward.

We also saw the cancellation of the Horse of the Year show for a third consecutive year due to the region being devastated by tropical cyclones in the weeks leading up to the event. Many of our members were affected directly and there were some horrific scenes coming out of the region. They say when times are tough people come together, and we were humbled by the response of the New Zealand public to our Cyclone Relief fund which raised over \$200,000 that was put back into the community via a grants process. While we could not cover everyone's costs, we hope that in some way we were able to help many equestrians across the region. We should also note here and thank the FEI who made a staggering \$57,400 contribution to the fund.

We must also thank again all of the officials and volunteers and the supporting partners, mums, dads, caregivers and whanau who are the backbone of our sport. Without you the show simply does not go on.

## Partnerships

The year saw the introduction of Land Rover as our premier partner. The relationship included support through to the Disciplines and the supply of two vehicles to help promote the Land Rover family of cars. There were also several events where Land Rover was present on site with staff and vehicles. We look forward to the ongoing development of this key relationship and thank Steve Kenchington and Luke Meurant for their support.

Sport New Zealand support continued to fund some agreed initiatives focused on youth, coaching, inclusion and our Change the Rein campaign. We were also able to secure new funding for the Strengthen and Adapt programme over a three-year period. A fantastic outcome after a significant amount of work.

High Performance Sport New Zealand funding was secured for Eventing through to Paris. Our result at Pratoni helped bring some extra funding back into our eventing system as well.

Our Jumping program continues to have fantastic support from the Plaw Family. This support, along with the world class facility at Takapoto, are helping provide amazing opportunities for our members at all levels.

To our national partners IRT, Majestic Horse Floats, and Petcover Equine we thank you for your ongoing support, and to the supporters and sponsors at Discipline level, your support is critical in enabling us to provide great experiences for our riders.

## Schools Competition

The inaugural Secondary Schools competition was held in winter school tournament week and was a huge success. Run in conjunction with New Zealand Pony Clubs Association and the Secondary Schools Sports Council, school teams from all over the country ascended on NEC Taupō and NEC Christchurch with a focus on Participation, Fun and Teams. Students had the chance to compete across multiple disciplines including CTR, Jumping, Dressage and Arena Eventing. Added to the program were off-horse events around animal nutrition and a presentation from Drug Free Sport.

A huge thanks to the parents, students, volunteers and the ESNZ Team who helped make the week such a success.

We look forward to developing this tournament week further and continuing to evolve the competition with input from the schools and the students.

## Finances

The overall result for the year was a group surplus of \$23,045 with a resulting total equity position of \$6,809,085.

ESNZ's consolidated annual surplus of \$23,045 represented an 86% drop from the previous financial year. Total revenue increased by 31% on last financial year and this improvement was achieved equally across the grants



and sponsorship funding and the operational revenue (from service delivery). Notably tours and events revenue has more than doubled from \$308K to \$705K.

Expenditure increased overall by 35% with increases being seen in employee related costs (33%) and high-performance related costs (4%), operating lease costs (12%), and merchandising costs (37%). Other operating costs increased by 70% mainly through competition and event expenses (87%), legal expenses (203%), administration expenses (261%), and prize money (110%). With additional funding provided by Sport New Zealand during the year, ESNZ was able to engage specialist knowledge to develop future initiatives, resulting in the increase in administrative costs.

Cash generated from operations during the year was a contribution of \$237,161 with investing activities being a

net outflow of \$534,858 and cash utilised in borrowing activities of \$117,670. This resulted in a utilisation of cash resources of \$415,367 since June 2022. It should be noted that 86% (\$2.8m) of these funds are controlled by the various disciplines.

Central incurred a current year surplus of \$15,980. This is a decrease of \$18,305 from the prior year and is largely due to accommodation and travel (95%), advertising and promotion (280%), and salaries (34%) through the growth of the team to enhance the delivery of the strategy. An increase in sponsorship (409%), equine registrations (5%), product sales (43%), and government funding (56%), with savings in IT consultancy and support (28%), recruitment (60%), and depreciation (74%) positively impacted the surplus for the year.

**Below are the financial results for the different cost centres within the consolidated accounts and the results for the past five years.**

|                      | 2022-23       | 2021-22        | 2020-21        | 2019-20        | 2018-19        |
|----------------------|---------------|----------------|----------------|----------------|----------------|
| Central              | 15,980        | 34,285         | 232,009        | 127,368        | (15,716)       |
| Dressage             | (123,720)     | 9,030          | 77,945         | 58,221         | 20,215         |
| Endurance            | (7,395)       | (6,535)        | (9,595)        | (3,255)        | 7,734          |
| Eventing             | (17,614)      | 14,062         | 33,286         | 13,351         | 36,778         |
| Jumping              | 14,972        | (4,309)        | 36,515         | 128,881        | 2,931          |
| High Performance     | 162,887       | 42,966         | 7,091          | 37,525         | 148,254        |
| NINEC Taupō          | (11,823)      | 32,967         | 109,450        | 142,732        | 398,974        |
| SINEC McLeans Island | (8,362)       | 46,387         | 348,724        | (45,901)       | (26,904)       |
| <b>Total</b>         | <b>24,925</b> | <b>168,853</b> | <b>835,425</b> | <b>458,922</b> | <b>572,266</b> |

## Looking Forward

The year ahead looks busy as we really start to push on with some key projects around pathways for riders, officials, and coaching.

We will also see the delivery of a National Facilities strategy that is being done in conjunction with New Zealand Pony Clubs Association.

We look forward to the return of the Land Rover Horse of the Year after a three-year hiatus.

The Constitution review will come to an end with a goal of adoption at the AGA.

We will deliver our second National Secondary School Championships in the winter tournament week at NEC Taupō and NEC Christchurch. We are expecting real growth in this event in year two.

We will continue our work in the Strengthen and Adapt project with completion of a nationwide Roadshow across eleven centres.

In the High Performance arena, we will be aiming to get an individual qualified in Dressage and Jumping. We will also see the continued development of the HP system to include Endurance and Para-Equestrian.

Finally, I must make mention that our sport is potentially entering a tipping point with regards to our Social License to Operate. The wellbeing of our Horse and Human is vital to us and, more now than ever, we will come under a public microscope as to how we treat our horses. This is a collective responsibility to show the 'Good Life of the Horse' and is an area we are focused on developing alongside many equine partners across the country. We will need to come together as a sector and support each other in agreeing what we want the life of the horse to look like and then promote this widely across the country.

Another busy and exciting year ahead.

**Julian Bowden**  
Chief Executive Officer





# National Equestrian Centres

## National Equestrian Centre Christchurch

NEC Christchurch has had another busy year with significant improvements and developments underway. It is important to recognise that the NEC caters for all disciplines and the NEC committee operates with extremely good cooperation across them.

As many of you will appreciate, we host activities from training days through to FEI events, and national championships.

All of the local disciplines have strong active committees that are always doing things, and of course requesting improvements to enhance not only their sport, but also the Centre as a whole.

The key developments during the year have been:

- The commissioning of the new water jump at Springston Trophy.
- The installation of some new ditch jumps in conjunction with Springston Trophy.
- The stone burying, contour / levelling and re-grassing 13ha of the training ground. This will make a massive difference as to how the grounds can be used.
- Development of a large new all-weather arena which can be used for training and competition.
- The commencement of work on some new covered yards.
- The commissioning of Onsite as an app-based Health and Safety monitoring and reporting system.
- Development of a Memorial Rose Garden to commemorate those who have contributed to the NEC over the years.
- Purchase of a ride-on mower more suited to some areas than the tractor mounted options.
- Installing (and now replacing due to somebody thinking it would be better suited in their own home) a large screen television and meeting camera system.

The NEC is lucky to have a committed and dedicated committee, who turn up as regularly as they can to the various meetings and contribute outside the meetings where they can as well. Everybody has their specific discipline, and it is great to get the cooperation across disciplines to further develop the facility.

NEC has identified an ongoing development plan and these items will be a focus going forward.

**Don Robertson**

## National Equestrian Centre Taupō

The last year has seen a significant increase in activity at NEC Taupō with a full calendar of bookings. Along with a significant number of horse events, the centre played host to a few corporate events that included a wooden floor been laid in the indoor to host a dinner.

Key Developments over the year have been:

- Completed R&M on older buildings and painted the outside of Charisma Hall
- Analysis of sources on income - POP Campers integral part of income stream
- Fiber Fresh Sponsorship
- Multiuse of facilities available to all - changing mindset of users
- Upgrade of Face Book and website - WIP
- Upgrade of power
- Improvement to management of surfaces thanks to Logan, Brian, Colin, John Cottle, Jon Williamson
- Ongoing upgrades to power sources and watering systems have helped play a part in a continued improvement of the surfaces that we can deliver to our users.
- The centre welcomed new staff in Logan and Karen to look after the day-to-day operations on site.

The biggest change though has been the decision by Wallie Niederer to step down as convenor after 15 years of service. Wallie's name and face have become synonymous with the centre and the development under Wallie's leadership has been immense. The most notable being the indoor arena that has helped change the delivery of the sport for the better across all disciplines. There can never be enough thanks given for what Wallie has done.

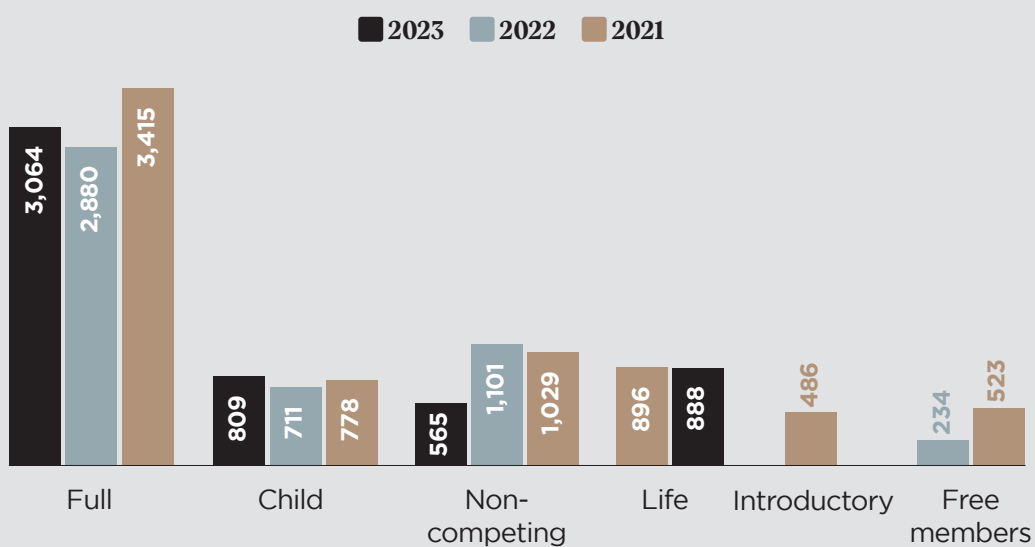
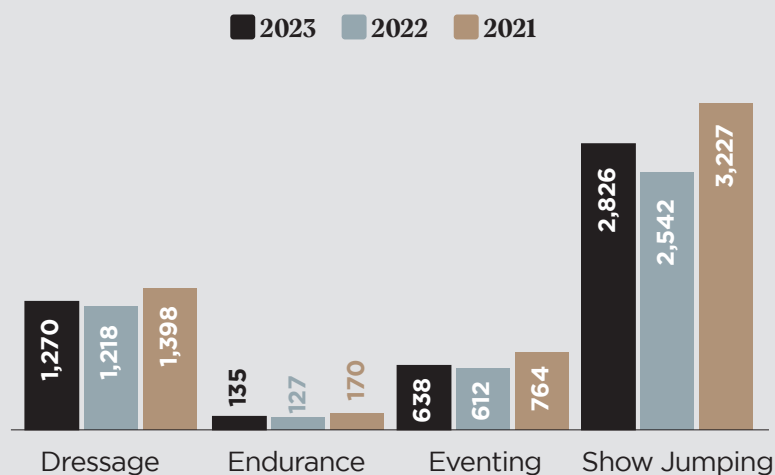
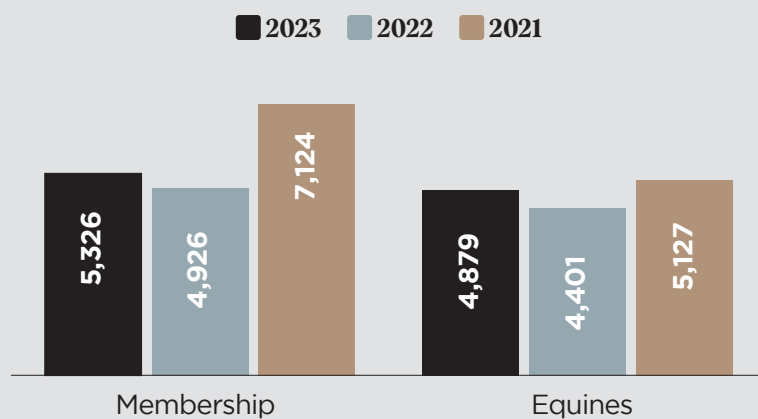
With Wallie's departure we have seen the arrival of Toni McIntosh into the role of Convenor. Toni is well known to many, and we welcome her aboard as we now look to the next chapter for the centre, and the ongoing developments and improvements that Toni and the committee will drive.

We are lucky to have dedicated hard working committee volunteers and staff that have the NEC at heart, and we thank them for all of their work.

**Wallie Niederer**

# Memberships and Discipline Starts

*Total Memberships and Equines*





# Equestrian Sport in New Zealand

---

**Equestrian Sport in New Zealand provides safe environments for our members and the wider equestrian community to enjoy competition and recreational equestrian pursuits at all levels of participation. The welfare and the wellbeing of both horse and human is foundational to the way we operate and we are committed to fair play and a focus on enjoyment for all.**

---

As an organisation our members – riders, officials, coaches, organising committees, volunteers, funders, sponsors, breeders, owners and grooms are a focus for us as we work with our Disciplines of Jumping including Show Hunter, Dressage, Eventing, Endurance including Competitive Trail Riding, and Para Equestrian.

We provide pathways and opportunities for combinations to compete and win on the world stage through inspiring performances at World Championships and Olympic Games across all our Disciplines.

We recognise there are also a significant number of other entities involved in the equestrian industry and we will collaborate to find ways to provide further benefits to a much larger whanau. We are committed to ensuring we are inclusive in the way we develop equestrian based opportunities moving forward.

We recognise the importance of our tamariki and rangitahi in helping shape Equestrian sports for the future and also our obligations under the Tiriti O Waitangi.





# Our Values

**Our values are the basis and guide on which we operate, communicate and make decisions**



## Integrity

*We share and listen respectfully with open minds and honesty. We do what we say we are going to do.*



## Excellence

*We are focussed on delivering all aspects of the organisation to the highest possible standard. "Be your best"*



## Inclusive

*We will bring the community together and celebrate our diversity of opinion and thought. "Stronger together"*



## Wellbeing of the Horse and Human

*We are focussed on the wellbeing and safety of our horses and our people.*



# Equestrian Sport New Zealand - Statement of Strategic Intent 2022 - 2026

## Our vision

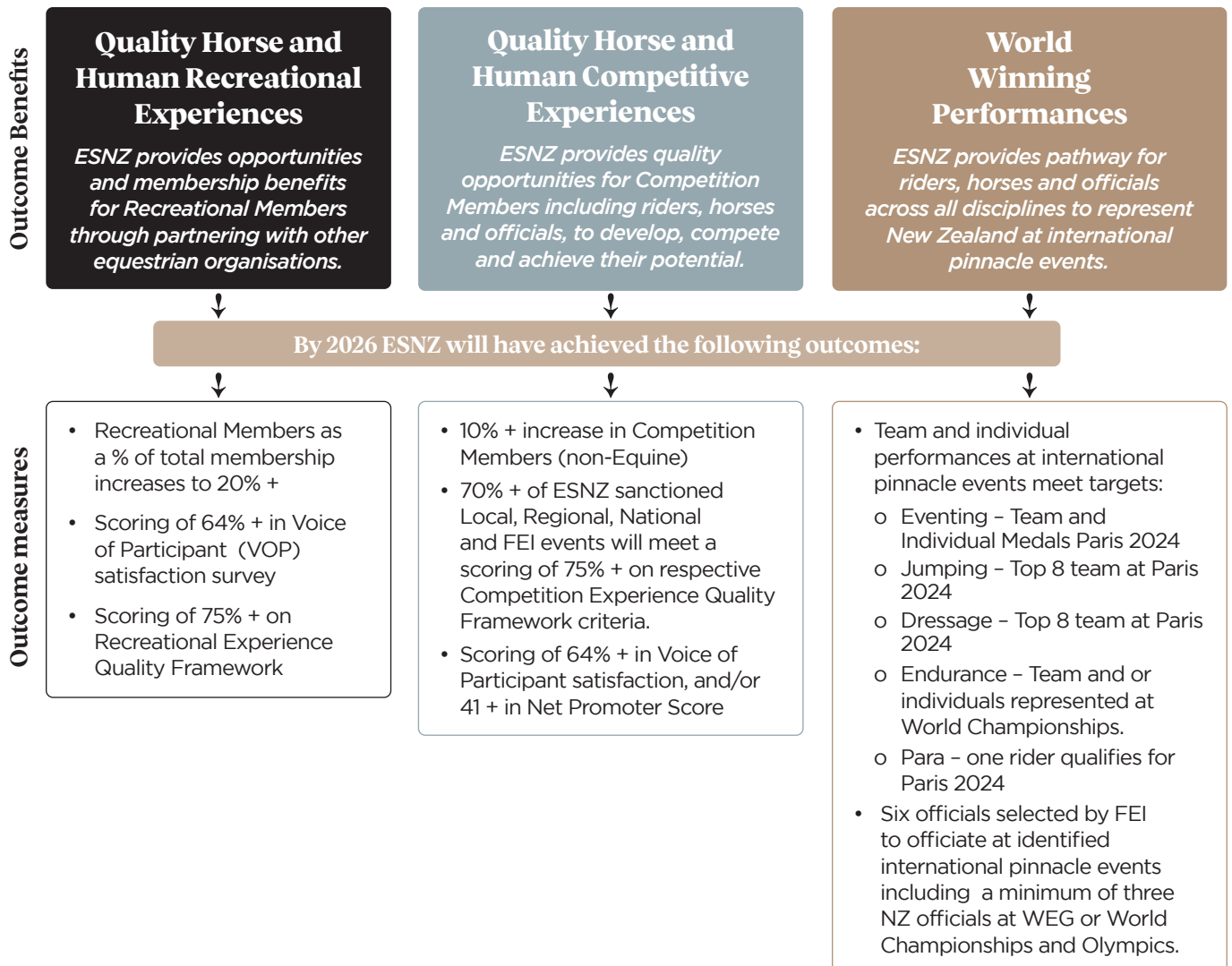
To enrich the lives of humans and horses through equestrian pursuits

## Our purpose

Equestrian Sports New Zealand exists for the equestrian community to participate in organised, safe and inspiring recreational and competitive equestrian sport experiences.

.....★.....

## ‘Pony to Podium’



**Governance and management excellence with impactful relationships and inspiring communications.**



# Our Whānau

## **Primary (legal) Owners: ESNZ Members**

- Riders including competing and non-competing (including guardian of rider under 14)
- Officials – technical delegates, judges, stewards, technical officials (including FEI and Clean Sport testers)
- Coaches
- ESNZ and Discipline Board Directors
- Members of Area Groups holding office
- National Equestrian Centre (NEC) sub-committee members and NEC members
- Breeders
- Owners
- Horses = Equine Registrations
- Volunteers

## **Secondary (moral) Owners: Core Stakeholders**

- Discipline Boards; Jumping and Show Hunter, Dressage, Eventing, Endurance and Competitive Trail Riding, Para equestrian
- ESNZ Staff
- Equine Owners
- Volunteers
- FEI
- Horse of the Year Limited
- Member Organisations such as NZPCA, Royal Agricultural Society, Agricultural and Pastoral Societies.
- Associated Event Holders
- Sport New Zealand, High Performance Sport New Zealand, New Zealand Olympic Committee, Paralympics New Zealand
- Sponsors and Commercial Partners
- Organising Committees - Events
- Private Facility Owners
- Riding Clubs, Polo, Polocrosse, Riding for the Disabled, Mounted Games, Riding Schools, Western Riding Clubs, Vaulting, Driving Groups, Hunting Clubs, Special Olympics
- NZ Equine Research Association
- NZ Horse Research Foundation
- Evo Entries (EE) and Main Events
- Supporters and Fans

## **Our Challenges and Opportunities**

Our core challenges are financial stability, access to (quantity) quality facilities throughout New Zealand, horse welfare and biosecurity, coaching development, officials' development, development pathway for all disciplines, new technology and database, sports structure and governance. Horsepower for world leading performances and quality breeding for all pursuits, FEI and a voice on the world stage. Competition models – relevance, accessibility, voice of rangitahi, inclusiveness of the equestrian industry. The busyness of society and discretionary time and money is highly contested. A decrease in participation and volunteerism.





## Key Focus Areas

### Quality Horse and Human Recreational Experiences

- Four new formalised relationships with partner organisations, e.g., Royal Agriculture Society, New Zealand Secondary Schools, Riding Clubs, Riding for the Disabled, Vaulting NZ.
- Two new Membership offerings with an uptake of 30%+
- Affiliated or Recreational membership option delivered
- Recreational Experience Quality Framework implemented
- Increase awareness of ESNZ 'story' for all NZ'ers by 10% (via Honoco Research)
- Increase awareness of ESNZ activities and offerings in the recreational equestrian community via partner EDM with a direct email open rate by 30% + of non-member target audience
- All partner organisations adopt or incorporate ESNZ 'Change the Rein' culture improvement framework

### Quality Horse and Human Competitive Experiences

- Aligned Discipline pathways from grassroots to high performance
- 50% of current coaches engaged in coaching development pathway and 25 new coaches enter our system
- 100 officials and volunteers engaged in pathway for officials and volunteer development
- Quality official and volunteer experience base number established via VOP survey
- National Equestrian Centres recognised as a national lead on environmental Good Management Practice for equestrian facilities.
- Measure of horse welfare improvement developed
- Horse welfare education opportunities developed with a minimum of 3 learning opportunities provided to Members
- Human wellbeing - a rating of 85% + NPS for quality experience for ESNZ staff, competition riders, officials, volunteers and grooms
- 30% increase in awareness and inspiration of ESNZ competition opportunities for riders and officials by sharing our stories and personalities
- 75% of ESNZ competition events are held at venues that meet the facility criteria of the Competition Experience Quality Framework
- 20% increase in the number of facilities that meet FEI criteria for hosting FEI events

### World Winning Performances

- High Performance (HP) development programmes are aligned for riders on the pathway - 85% agreement via two Rider satisfaction surveys and one on one interviews annually
- Seamless transition and combinations arrive in Northern Hemisphere and perform to Individual Performance Plans - athletes achieve IPP goals
- Strong horsepower depth for all HP and development riders. Targeted number (being set) of combinations available and meeting Picture of Performance targets at selection date
- Horsepower Owners initiative re-established - 3 new owners in the HP Programme
- Excellence in leadership, planning, support management, guidance, and expertise. Recruit and retain key HP team members. Clear and transparent communication plan implemented. Meet agreed financial outcomes
- An analytical and inquisitive approach to Innovation and technology to drive competitive advantage -introduce one new technology in partnership with HPSNZ. Increased use of Equi Ratings
- ESNZ, riders, owners, funders and other partners are well connected, clear selection policies and HP staff visibility across programs - satisfaction survey to all parties scoring 70% +.
- Athlete wellbeing - 100% participation in Athlete Rider Life Programme. Athlete wellbeing program introduced using technology
- Increase awareness of ESNZ world class performances , and generates inspiration and pride for all NZ'ers by 10% + (via Honoco Research)

**Governance and management excellence with impactful relationships and inspiring communications.**



# Board Chair Report 2022-2023

**Equestrian Sports New Zealand (ESNZ) exists for the equestrian community to participate in organised, safe and inspiring recreational and competitive equestrian sport experiences.**

With new Board members and a new General Manager of Community, it was valuable for ESNZ Board and senior management to come together face-to-face in November 2022 to review priority focus areas for 2023. They were also able to ensure ESNZ remained focussed on delivering the strategic outcomes and the best experiences for members.

Whilst the competition landscape appeared to settle back into some sort of rhythm as competitions resumed unimpeded by COVID, it was short lived, as many areas of the North Island were seriously impacted by Cyclone Hale and Cyclone Gabrielle. To the equestrian community who were affected, ESNZ acknowledges your loss. ESNZ also acknowledges the work of the Disciplines, area groups and organising committees who, throughout their season, had many competitions interrupted by bad weather, and re-scheduling in an already busy calendar was problematic.

A highlight this past year was the Eventing team's podium finish at the World Championships in Pratoni, Italy and also to Tim Price on his bronze medal performance. An awesome result! It was also a real celebration to have a Dressage team at the World Championships in Herning.

## Constitution Review

The work on ESNZ's new Constitution continued this past year. Consultation with the Disciplines and members, continued input from the working party, Barrister Mark von Dadelszen and management have all helped frame up the document we have in front of us now. The focus has been on having this ready for adoption at the AGA September 2023. The Incorporated Societies Act 2022 (the new Act) was passed on 5 April 2022 and ESNZ can apply for reregistration from 5th October 2023.

## Membership Online Services

ESNZ is committed to providing a good on-line (digital) experience for members. This remained a focus for the year, and it has been rewarding to hear of the positive on-line member experiences as members register themselves and their horses. The full launch of the competition results capability of the database took longer than anticipated, in order to deliver what was required. The Board acknowledges the relentless efforts of management to deliver quality results for users.

The Board received the findings of the recent IT review and is looking towards investing in this going forward. ESNZ acknowledges the support of Sport NZ with the review.

## Facilities

The work that has commenced as part of the National Facilities review in collaboration with New Zealand Pony Clubs Association, is very timely. Access to quality facilities for a relatively small population that covers a huge geographical region presents an opportunity to be strategic in their placement and development.

Thank you to the National Equestrian Centre (Taupō and Christchurch) convenors and committees. The dedication of this group of volunteers is appreciated and the fruits of your labour are very visible.

ESNZ would like to make special mention and acknowledgment of Taupō Convenor, Wallie Neiderer as he steps down from the role of convenor. Over the past 15 years, Wallie has given so much of himself to the Centre. Wallie's passion, commitment, hard work, and a no fuss - get on with it attitude - have seen an enormous development at the Taupō NEC. Thank you Wallie.

## Strengthen and Adapt

The Board has been enthusiastic about the launch of Strengthen and Adapt, a three-year project funded by Sport NZ. This is an opportunity for the equestrian community to co-design equestrian activity and sport, so it is fit for purpose for our current and future landscape. Great to see this underway.

ESNZ appreciates the support from Sport NZ for their investment in this and numerous other ESNZ projects.

## Horse of the Year

Sadly, the Land Rover Horse of the Year 2023 event was unable to proceed. ESNZ is a shareholder of Horse of the Year Limited (HOYL). Richard Sunderland resigned after many years of service as an ESNZ representative on the HOYL Board. We express our sincere gratitude to Richard for his time on the Board.

The focus is now looking forward to 2024 and beyond, and ensuring an exciting future for this world class event.

## Board

This year we welcomed Lisa Marcroft, an appointed Board member to the ESNZ Board. Lisa brings strong business and commercialisation experience, and a deep understanding of equestrian.

There was also some change to the Discipline representatives with new members Penny Tapley (Show Jumping), Marg Evans (Eventing) and Sarah Hazlewood (Dressage) joining the Board.

The support, contribution and commitment of fellow Board members is acknowledged and appreciated. Thank you, also, to all Board sub-committee members.

To the amazing team at ESNZ, Julian and every staff member, the Board expresses gratitude for the leadership, passion, energy shown and the outcomes achieved. The Board applauds the positive 'can do' attitude, as you are truly making a difference.

The Board is excited for the year ahead and we are looking forward to working with management to navigate the current landscape and continue to create a great future for the membership.

**Lynda Clark | ESNZ Board Chair**





# ESNZ Board Members

---

Meet the Board who govern ESNZ

---



**Sue Hobson**  
**President**

Sue is the National Judges Officer for Dressage and is passionate about equestrian sport. She is an excellent communicator who is positive and always looking to the future. Sue has commercial experience through running her own successful business and is an experienced international 4\* FEI Dressage Judge so brings a wealth of wisdom to the ESNZ Board.



**Lynda Clark**  
**Vice-President & Chair**

Lynda is an experienced facilitator, manager, coach and mentor with a background in Dairy Sector organisations, Tertiary Agricultural education and rural wellness. She is highly skilled in leadership and people management, rural wellness and development, business planning, and innovative education. She has a passion for growing great individuals and teams where a positive can-do culture prevails. Lynda has served on several NFP Boards and the Dressage Board as Chair, an appointed ESNZ Board member in the past and now sits as Vice President and Chair of the ESNZ Board. Lynda sits on the Audit Finance and Risk Sub Committee and the Appointments and Remuneration and Committee.



**Sue Reid**  
**Endurance**

Sue enjoys competing at the top level of Endurance and has served on the Endurance Board in the past as Vice Chairperson. Sue is an Elite Endurance Coach and was instrumental in starting the Junior and Youth programme for Endurance. She is also involved with implementing the Development and Mentoring programme. Sue is currently the Endurance HP Manager and has travelled overseas in the past with several teams.



**Sarah Hazlewood**  
**Dressage**

Sarah is Dressage's representative on the ESNZ Board and comes with a financial background being the accounts person for Dressage and also sits on the Dressage Development Committee.



**Margaret Evans**  
**Eventing**

Margaret has been involved with eventing for many years as a committee member of Eventing Canterbury, being a former Chairman and current FEI Event Director, as well as being a parent to riders. She has been a Board member for ESNZ Eventing for eight years and is well aware of the challenges and rewards of the sport. Outside of eventing, Margaret was employed as a scientist in endocrinology at Christchurch Hospital for 30 years with a specialist research interest in reproduction in mares. During this time, she was a member of a number of national and international scientific committees and is currently a Board member of the NZ Equine Research Foundation, and the NZ Equine Trust.



**Penny Tapley**  
**Jumping**

Penny lives on Banks Peninsula in the South Island and is in her third year on the ESNZ Jumping Board and has just completed her first year on the ESNZ Board. She is a member of the Canterbury Area group and looks after Show Jumping Canterbury's sponsors and sponsorship. She is also the secretary of the South Island Show Jumping Committee which is made up of all seven South Island Area groups and coordinates the SI Young Rider camp, SI v Victoria YR competition and the National Show Jumping Champs.



**Hannah Walton**  
Appointed Member

Hannah is committed to growing New Zealand businesses through best practice governance. She has broad industry experience covering aged care, telecommunications, air transport, ICT and financial sectors, with particular experience in leading large-scale transformational change programmes through a collaborative style, agile mindset and behaviours. Hannah seeks to bring a long term, strategic focus to the roles she performs and teams she works with, with particular emphasis on clarity of purpose and focus on execution. With a strong background in investment and product development/delivery, Hannah has deep experience within the ICT industry in leading large-scale technology rollouts. Hannah brings energy and commercial/business acumen to the board table, with a leaning towards the pursuit of opportunities over risk avoidance. Hannah sits on the Audit Finance and Risk Sub Committee and is an Appointed Board Member.



**Ana Sever**  
Appointed Member

Ana has a career-long record of successful transformation and growth of public and private sector business using digital technology. She has proven governance experience in overseeing technology management delivery and performance, ensuring that risks associated with transformation projects and technology use are mitigated and planned business outcomes are achieved. Anna's governance objectives are focused on advising and leading organisations to take a proactive approach to disruption and successfully optimise business benefit from their digital investment. She brings a fresh and current approach to governance, especially where new energy and direction is needed for accelerated growth. Ana is an Appointed Board Member. Ana also sits on the Remuneration Committee.



**Lisa Marcroft**  
Appointed Member


Lisa brings energy, focus and critical thinking to improve business performance to the ESNZ Board table gained from her considerable experience as Customer Manager: Tech and Services at New Zealand Trade and Enterprise. Lisa is a member of Dressage Waikato and Morrinsville Te Aroha Dressage Group.



Zoey Marshall on Purdark winner of the 160 KM JY.  
Credit: Sarah Hamer, Country Road Photography.

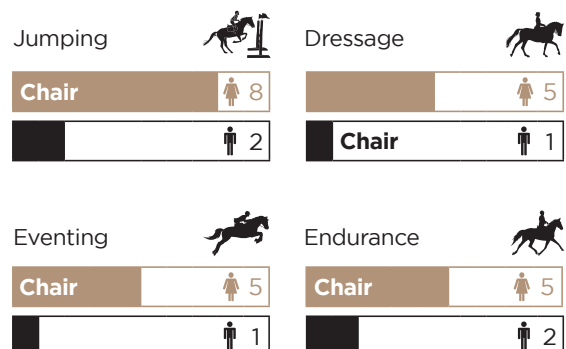
## Governance Statistics

### ESNZ BOARD



**Chairperson Female**

### DISCIPLINE BOARDS



## Meeting Attendance

*ESNZ Board Meetings: Total number of full meetings during 2022-2023 year – 7*

| Name   | Meetings | Attended |
|--|----------|----------|
| Sue Hobson (President)                             | 7        | 7        |
| Lynda Clark<br>(Vice-President and Chair)          | 7        | 7        |
| Scott McKenna<br>(Dressage to August 2022)         | 3        | 2        |
| Sarah Hazelwood (Dressage)                         | 4        | 4        |
| Susan Reid (Endurance)                             | 7        | 6        |
| Shannon Galloway<br>(Eventing to July 2022)        | 2        | 1        |
| Margret Evans (Eventing)                           | 4        | 4        |
| Jenny Booth (Jumping to July 2022)                 | 2        | 2        |
| Penny Tapley (Jumping)                             | 5        | 5        |
| Don Robertson<br>(Appointed Member to August 2022) | 3        | 3        |
| Hannah Walton (Appointed Member)                   | 7        | 6        |
| Ana Sever (Appointed Member)                       | 7        | 5        |
| Lisa Marcroft (Appointed Member)                   | 3        | 3        |

*Other ESNZ Board Meetings: Total number of short/catch-up meetings during 2022-2023 year – 3*

| Name   | Meetings | Attended |
|--|----------|----------|
| Sue Hobson (President)                             | 3        | 2        |
| Lynda Clark<br>(Vice-President and Chair)          | 3        | 3        |
| Scott McKenna<br>(Dressage to August 2022)         | 1        | 1        |
| Sarah Hazelwood (Dressage)                         | 2        | 2        |
| Susan Reid (Endurance)                             | 3        | 0        |
| Margret Evans (Eventing)                           | 3        | 3        |
| Penny Tapley (Jumping)                             | 3        | 2        |
| Don Robertson<br>(Appointed Member to August 2022) | 1        | 1        |
| Hannah Walton (Appointed Member)                   | 3        | 3        |
| Ana Sever (Appointed Member)                       | 3        | 1        |
| Lisa Marcroft (Appointed Member)                   | 2        | 2        |

## Board Sub-Committees

### Audit, Finance and Risk Committee

- Hannah Walton – Chair
- Lynda Clark
- Don Robertson

### Appointments and Remuneration Committee

- Lynda Clark – Chair
- Ana Sever
- Sport NZ Representative
- Chief Executive (with the Chief Executive to drop out if discussing their remuneration)

### ESNZ Technical Committee

- Scott McKenna – Chair & Dressage
- Sue Billigheimer – Endurance
- Wendy Landsdown – Eventing
- Jenny Booth – Jumping
- Susan O'Brien – ESNZ Steward General
- Emma Barker – NZ Pony Club Association
- Tony Parsons – ESNZ Veterinary General (Advisor Only)
- Graeme McCrory – Honorary Medical Advisor (Advisor Only)

## National Equestrian Centres

### Christchurch

- Don Robertson – Convenor
- Glenda Jones – Dressage
- Sue Billigheimer – Endurance
- Nick Pyke – Eventing
- Gus Taylor – Jumping
- Andrew Bruce – Appointed and Treasurer
- Tony Roberts – Eventing Canterbury
- Nathan Brown – Jumping Canterbury
- Cherie Pearson – Dressage Canterbury

### Taupō

- Wallie Niederer – Convenor
- John Williamson – Dressage
- Kate Honour – Endurance
- Jenny Draper – Eventing
- Paul Croucher – Jumping
- Mark King – Co-opted and Treasurer
- Kathy Vennell – Co-opted
- Peter & Debbie Barke – Co-opted
- Colin and Toni McIntosh – Co-opted





FEI World Dressage Challenge Team and 2023 ESNZ Team of the Year. Susan Tomlin, Lucy Cochrane, Paige Fitzgerald, Jody Hartstone. Credit Libby Law Photography.



Ben Weir and Lanice van de Heffinck, winners of the Young Rider Series 2022-2023. Credit: KAMPIC



Linda Harman on MF Shaheen Winner of 160 KM Senior and our National Champion at 70 something! Credit: Sarah Hamer, Country Road Photography.



Credit: KAMPIC



---

# Hall of Fame Awards

---

*The ESNZ Hall of Fame was established in 2018 to honour both humans and horses who have contributed to the legacy of Equestrian Sports in NZ. The awards are in recognition of the considerable commitment and dedication shown in the sport.*

## ESNZ Rider of the Year

**Tim Price**

*For an athlete that has demonstrated exceptional skill in the competition arena and led their sport to a new level*



## ESNZ International Horse of the Year

**Windermere J'Obei W**

*For a horse that has demonstrated exceptional skill and results in the international competition arena in their chosen discipline.*

**Windermere J'Obei W**

Breeder: Rania Todd and David Woolley  
Owners: Rodney and Anne Parks, Melissa Galloway  
Rider: Melissa Galloway



## ESNZ National Horse of the Year

**Trudeau and Cassina Dior**

*For a horse that has demonstrated exceptional skill and results in the national competition arena but could also have had some exposure on the international stage during the season.*

**Trudeau**

Breeder: Winky Foley  
Owners: Winky Foley and Peter W Smith  
Rider: Matthew Grayling

**Cassina Dior**

Breeder: Pip McCarrol  
Owners: Phillip and Sally Steiner  
Rider: Phillip Steiner



## ESNZ Team of the Year

**FEI World Dressage Challenge Team**

*For a New Zealand or International Team that has demonstrated exceptional skill, results and teamwork in the competition arena.*

**Jody Hartstone - Just Vicent**

**Susan Tomlin - Dance Hit SW**

**Lucy Cochrane - Gymanji**

**Paige Fitzgerald - Greenmoor Euphoria**

## ESNZ Youth of the Year

*For recognising excellence and outstanding achievement and/or contribution by a youth/young person (aged 24 years and under) within their chosen discipline.*

### Dressage Youth of the Year

**Dressage Youth Council Members**

### Eventing Youth of the Year

**Charlotte Penny**

### Jumping Youth of the Year

**Ike Baker**



## Pilmer Plate Award

**Rodger Laplanche**

*ESNZ's Volunteer Lifetime Award, awarded to a volunteer or technical official who, throughout his or her career, has exemplified the highest ideas of good sportsmanship through commitment, dedication and the pursuit of excellence in the service of ESNZ.*



## Hall of Fame Inductees

*For excellence in equestrian sport*

**Peter Morris, MNZM**

**Alan Hampton, ONZM**

**Catriona Williams, MNZM**

**Merran Hain, QSM**

**John Cottle**



## ESNZ Long-Service Award

**Warrick Allan**

# The year in review High Performance, Disciplines

19

Annual Report and Financial Summary  
**High Performance**

22

Annual Report and Financial Summary  
**Jumping and Show Hunter**

28

Annual Report and Financial Summary  
**Dressage**

32

Annual Report and Financial Summary  
**Eventing**

39

Annual Report and Financial Summary  
**Endurance**

Please note: these financial summaries have been provided for information purposes only and do not form part of the audited financial statements.



Tim Price, ranked world  
#2 in FEI Eventing rankings.  
Credit: Libby Law Photography.





# High Performance Report 2022-23

**It has been a year of excitement for High Performance which has seen us win World Championship medals for Eventing, the first in 12 years, the continued growth of the Jumping High Performance Programme and the introduction of the new Dressage High Performance Programme.**

We now have established and funded High Performance programmes in all three Olympic Disciplines which is a direct outcome of the Whole of Sport High Performance Strategy developed in 2021. Funding of all the programmes continues to be front of mind as we work to make all programmes sustainable.

The inaugural High Performance Off-Horse Camp, combining all discipline squads, was held in May in Hastings at the Sports Park. The off-horse camp focuses on learning away from the horse and attendees engaged in team building activities, resilience exercises, educational sessions – communication, ESNZ structure and High Performance Programme details – and hear from guest speakers highlighting – ‘what it takes to get to the top’ and ‘how to deal with challenges in sport’ from each other. This whole of sport camp was very well received and something we will continue to run annually.

There has been an update to the High Performance structure this year as well, as with now having three functional programmes running, the administration demands have grown. As a result, Eliza Johns (former Eventing Sport Manager) joined HP General Manager Jonathan Paget and HP Operations Manager Warrick Allan in forming High Performance Central, who are responsible for the overall strategic direction and running of the HP programmes along with reporting and continued relationships to stake holders and discipline boards.

## Eventing

The Eventing programme delivered a successful campaign to the 2022 FEI Eventing World Championships in Pratoni in winning both Team and Individual (Tim Price) Bronze medals, the first medals for New Zealand at a championship since 2012 and a welcomed boost for the programme. This performance for the Team also secured New Zealand a qualification for the Paris Olympics in 2024 and signalled that the strength and depth of the programme are moving in the right direction.

Tim and Jonelle Price finished the 2022 Eventing Year, which concluded in October in the Northern Hemisphere, as World no.1 and no.2 in the FEI world athlete rankings, a position they held for the first half of 2023. And shortly after, they were members of the successful Nations Cup

team that placed second in the CCIO4\*-L at Military Boekelo in the Netherlands. A fantastic conclusion to the season for the UK programme. Team Price groom, Kerryn Edmans was one of four international grooms nominated for the Cavalor FEI Best Groom category at the 2022 FEI Awards and was selected as the overall winner.

Lizzie Green was appointed to lead the NZ based programme at the start of January 2023, replacing Penny Pearce who departed to lead the Dressage programme. Jonathan Paget continues to lead the UK programme, performing a dual role as General Manager of High Performance.

The New Zealand programme continues to strengthen and grow depths in the squad system, ensuring we have talent coming through the pathway. Some highlights of this year have been the Cross-Country camp, which was held in February 2023, where course builders, Chris Ross and Tich Massey built some technical lines at a 2\* height to get riders and horses in tune and feeling prepared and ahead in their preparations for the season. The return of Isobel Wessels to New Zealand was another highlight. The collaboration between Dressage and Eventing brought Isobel to our shores for a series of clinics and training days to work with riders, coaches and judges, ensuring that we keep up with international trends and standards. It was great to see the coaching and judges workshops so well attended.

## Dressage

Reflecting on the 2022 – 2023 year within the Dressage High Performance programme and there is plenty to celebrate, most notably that New Zealand fielded a team (Melissa Galloway – Windermere J'Obei W, Gaylene Lennard – Jax Johnson, John Thompson – Chemistry) at the 2022 FEI Dressage World Championships, for the first time since 1998. Unfortunately, we were unsuccessful in obtaining team qualification for the Paris Olympics so now look forward to individual campaigns for Paris 2024 and focussing on the next World Championships.

Without dedicated funding it had been difficult to launch and deliver on a full dressage performance programme. However, a commitment was agreed between ESNZ and ESNZ Dressage to fund an end-to-end performance pathway. This funding enabled the appointment of



a dedicated HP Dressage Manager, Penny Pearce, in January 2023. Penny quickly got to work and redesigned the dressage performance pathway for all squads and completed a selection review in February 2023.

The forward momentum made in the HP Dressage space in the last 12 months remains with high performance athletes continuing to campaign for individual quota spots in Paris next year along with the national High Performance programme taking shape quickly.

## Jumping

The main target for the campaign side of the High Performance programme for the past 12 months has been to have a team ready to participate in the Group G Olympic Qualifier at Valkenswaard on 18th July 2023 to secure New Zealand a team spot in the Jumping at Paris 2024. To achieve this, the team must finish in either 1st or 2nd place in the qualifier against the other nations present. Engaging with the core group of athletes most likely to be selected for this competition, has been the focus, to ensure that they arrive at the qualifier as best prepared as possible and has included supporting their individual training programmes for the first half of 2023.

Now almost 24 months since the introduction of the revised Jumping performance programme and the embedding of new relationships and processes has produced some pleasing results. Australian coach Michelle Strapp visited New Zealand three times within the 2022-2023 season for three different squad camp dates across various north island and south island locations as well as attending the nationals at McLeans

Island. The squad camps continue to evolve and grow as the programme responds to both coach and athlete feedback. With everyone together, squad camps are the ideal opportunity to include additional education which varies from horse health, athlete wellbeing and cross discipline activities.

Oliver Edgecombe continues to lead the programme and has attended many key competitions across the calendar as well as the squad camps.

## Para-Dressage

With the introduction of the new Para-Dressage Sport Manager, some initial rebuilding work in the Para space has begun. Paris Paralympic Games is a championship event available to NZL Athletes, though the first step in this process is securing NZL an individual spot at the Games.

## Endurance

Discussions have recently started with Endurance to rebuild their High Performance Pathway to provide opportunities for Athletes wishing to aim for the next World Championships. The next piece of work is to review what has been done previously along with looking at what is the best approach to gain international success, given the limitations in NZL and the ever-increasing international standard in Endurance.

### Jonathan Paget

**General Manager High Performance**



Melissa Galloway and Windermere J'Obei W competing at FEI World Dressage Champs, Herning 2022. Credit: Libby Law Photography.

# Financial Summary – High Performance

## EQUESTRIAN SPORTS NEW ZEALAND INCORPORATED

For the year ended 31 May 2023

|                                       | 2023<br>\$       | 2022<br>\$       |
|---------------------------------------|------------------|------------------|
| <b>Operating Income</b>               |                  |                  |
| HPSNZ Grant Funding                   | 2,389,923        | 2,051,013        |
| Interest Income                       | 18,964           | 1,531            |
| Fundraising                           | 378,333          | 155,664          |
| Sundry Income                         | -                | 0                |
| <b>Total Operating Income</b>         | <b>2,787,220</b> | <b>2,208,209</b> |
|                                       |                  |                  |
|                                       | 2023<br>\$       | 2022<br>\$       |
| <b>Operating Expenditure</b>          |                  |                  |
| Administration (UK)                   | 48,746           | 17,259           |
| Central functions                     | 205,851          | 134,691          |
| Coaches                               | 152,976          | 17,151           |
| Coaching plan                         | 16,783           | 17,697           |
| Competitions                          | 281,131          | 674,070          |
| Horse health program                  | 153,414          | 36,392           |
| HorsePower related activities         | 89,823           | 75,506           |
| HP Coaches                            | 433,149          | 210,002          |
| IPP Grants                            | 532,531          | 316,952          |
| Other disciplines                     | (480)            | 10,210           |
| Programme support                     | 163,226          | 44,194           |
| Qualitative Analysis                  | 24,134           | 16,175           |
| Selection                             | 28,490           | 13,806           |
| Support service roles                 | 332,943          | 520,972          |
| Team management                       | 101,391          | 5,696            |
| Venues & equipment                    | 60,225           | 51,980           |
| <b>Total expenditure</b>              | <b>2,624,333</b> | <b>2,162,752</b> |
| <b>Operating surplus for the year</b> | <b>162,887</b>   | <b>45,457</b>    |
|                                       |                  |                  |
|                                       | 2023<br>\$       | 2022<br>\$       |
| <b>BALANCE SHEET</b>                  |                  |                  |
| <b>Current Assets</b>                 |                  |                  |
| Cash and cash equivalents             | 1,682,557        | 1,699,537        |
| Other current assets                  | 233,522          | 268,477          |
| <b>Total current assets</b>           | <b>1,916,079</b> | <b>1,968,014</b> |
|                                       |                  |                  |
| <b>Non current assets</b>             |                  |                  |
| Property, plant and equipment         | 4,549            | 2,151            |
| <b>Total non current assets</b>       | <b>4,549</b>     | <b>2,151</b>     |
| <b>TOTAL ASSETS</b>                   | <b>1,920,628</b> | <b>1,970,165</b> |
|                                       |                  |                  |
| <b>CURRENT LIABILITIES</b>            |                  |                  |
| Income received in advance            | 656,297          | 870,070          |
| Other current liabilities             | 175,805          | 174,456          |
| <b>Total current liabilities</b>      | <b>832,102</b>   | <b>1,044,526</b> |
| <b>NET ASSETS</b>                     | <b>1,088,526</b> | <b>925,639</b>   |
| <b>Accumulated funds</b>              | <b>1,088,526</b> | <b>925,639</b>   |

Note: This financial summary has been provided for information purposes only and does not form part of the audited financial statements.



# Jumping and Show Hunter Report 2022-23

**This is my very last report as Chair of ESNZ Jumping. After a total of six years as Chair, and a total of 10 years on the Board, I am stepping aside and welcome Penny Tapley into the role for the coming year.**

After two years of dealing with the dramas of COVID-19, whoever would have thought we would have even more challenges placed on the Board and many organising committees with the extremely wet weather, especially in the North Island. Just as we approached our first Land Rover Horse of the Year Show in three years, we had a massive cyclone annihilate the East Coast of the North Island weeks out from the show. Once again, the only answer was to cancel our pinnacle show of the season. Next year.....let's hope!

## World Cup Final

On a positive note, Phillip Steiner and his fabulous mare Cassina Dior, a.k.a. Dolly, did us proud on the world stage at the World Cup Jumping Final in Omaha against the best of the best. The only option to get Dolly to Omaha

was to land in Europe and restart her trip from there. No other horse travelled anything close to that distance and to see her at the final, firing on all cylinders, was simply fantastic. What a stunning mare.

Phillip has returned to Europe and has been confirmed in the New Zealand team at Valkenswaard, aiming to qualify our Jumping team for the forthcoming Paris Olympics later in July. This is tougher than last time (pre-Tokyo) with both the Japanese and the Australians back in the Group Eight pool also hoping to qualify. New Zealand needs to place in the top two to qualify a team for Paris. Other team members are Daniel Meech and Donjon D'Asschaut, Richard Gardner and Calisto 5, Tom Tarver and Fiber Fresh Popeye, with the Reserve being Samantha McIntosh and Hagrano PMS.



*Phillip Steiner and Cassina Dior complete on the world stage at the FEI World Cup Final in Omaha. Credit: Cornege Photography.*

*Maurice Beatson rides Central Park in the World Cup Qualifier, Waikato Spring Spectacular at Takapoto Estate, November 2022. Credit: KAMPIC.*



## FEI

Back home here in New Zealand, after three years in a holding pattern with the difficulties of international travel, upgrading any of our FEI officials has been an impossibility. Slowly there has been some restoration to normality. We have had an FEI Steward's course in Hastings this season, and we are sending our FEI Level 1 Course Designers to Australia for an upgrade course in July, with a planned FEI Course Designers' Refresher (maintenance) course in New Zealand next year. We are in communication with our Australian counterparts to work towards upgrade and maintenance courses for our FEI Judges.

Currently, to comply with FEI requirements we are need nearly every FEI Judge and Steward at every World Cup class we run. The cost of compliance per round is significant to both ESNZ Jumping and the host committee. We need to ensure we do not completely burn these people out and hence for the last two years the Jumping board has chosen to hold a total of only five rounds.

In spite of the weather that didn't help us out on any occasion, we saw some super jumping in the World Cup classes with some seriously polished rounds resulting in a significant number of combinations acquiring MERs which will contribute toward Olympic Games eligibility.

## Performance/High Performance

ESNZ Jumping will be forever grateful for the opportunities the Plaw family have created toward the Jumping Performance Programme. Not only are we grateful for the significant financial contribution they have made toward the programme but also the opportunity to use their fabulous Takapoto Estate for training, and the contacts with other sports HP programmes drawing on some skilled people from the greater Waikato Area.

The Performance programme is in a very exciting phase and the riders involved are reaping the rewards from the multi-faceted holistic approach.

## Series Sponsors

This year we had a full quota of sponsors across the board for both Jumping and Show Hunter. As I repeatedly say on an annual basis, our sponsors are vitally important to our sport as they contribute to the overall running cost, and as a result, benefiting every last person who competes in Jumping. The series also provide interest across the board to multiple levels of riders and horses, especially as the season draws to a close. It has always carried significant prestige to win any series, requiring repeated outstanding results. You don't win a series by mistake!

## Officials

We are also forever indebted to our many Officials who turn up week in and week out to allow our events to run. Thank goodness they all do it because they genuinely love participating in our sport. Without them there simply would be no sport.

A specific thank you to all of the people on our Technical/FEI Committee who are called on regularly for meetings via zoom, as well as attending the annual two-day meeting at the completion of each season.

My very best lifelong friends are pretty much all involved in the sport. It's a pretty good place to be, at a Jumping show, but best when the sun is shining! Let's hope it does that next season. I thank you all for the support in my role as Jumping Chair, and welcome Penny Tapley as she takes over the leadership reins.

**Amanda Illston** | Chair





# Jumping Awards 2022-2023

## FEI World Cup NZL League

Phillip Steiner



## National Jumping Championships

*New Zealand Premier Championship (Rutherford Cup)*  
Not Awarded

*New Zealand Grand Prix Championship (Mary Dalley Trophy)*  
Sophie Scott - Waitangi Skynet

*New Zealand Pony Championship (Hampton Trophy)*  
Molly Smith - Vapour Trail NZPH



## National Young Horse Jumping Championships

*Four-Year-Old National Young Horse Champion*  
Lulu MVNZ - Jeremy Whale

*Five-Year-Old National Young Horse Champion*  
Icarus NZPH - Jesse Linton

*Six-Year-Old National Young Horse Champion*  
Kingslea Centrose - Jeremy Whale

*Seven-Year-Old National Young Horse Champion*  
Six Sixty SP - Vicki Prendergast



## National Young Horse Show Hunter Championships

*Four-Year-Old National Young Horse Champion*  
Zola - Caroline Coop

*Five-Year-Old National Young Horse Champion*  
San Marco ASH - Lucinda Askin

*Six-Year-Old National Young Horse Champion*  
Corvette ECPH - Sam Carrington

*Seven-Year-Old National Young Horse Champion*  
Maitai Serendipity - Mikayla Herbert



## National Jumping Series

*POLi Payments Premier League*  
Brooke Edgecombe - LT Holst Andrea

*ESNZ Horse Grand Prix*  
Sophie Scott - Waitangi Skynet

*Country TV Pony Grand Prix*  
Penny Borthwick - Rednalgih Cowan

*FMG Young Rider*  
Ben Weir

*ESNZ 8 year old Breeding Series*  
Carrissa McCall - Picasso MVNZ  
(Bred by MVNZ)

*Matthews Hanoverians 7 year old Breeding Series*  
Makenzie Causer and Axel GNZ  
(Bred by Golden Grove Stud)

*Ultramax 6 year old Breeding Series*  
Makenzie Causer and Anouk G Z  
(Bred by Van Gestel W)

*East Coast Performance Horses 5 year old Breeding Series*  
Brooke Edgecombe & Julie Davey and Inca NZPH (Bred by NZPH)

*Mainland Coachwork Junior Rider*  
Penny Borthwick

*Dunstan Horsefeeds Amateur Rider*  
Ashely Johnston

*Harrison Lane Pro Am Rider*  
Lucy Fell

*Main Events Tertiary Challenge*  
Sarah Dixon

*Equibreed Leading NZ Jumping Stallion*  
Bravado Ego Z - Logan Massie  
(Bred by Linda Mayer)

*Equibreed & VDL Top Ranking Mare*  
LT Holst Andrea - Brooke Edgecombe (Bred by Doerte Gerken)



## National Show Hunter Series

*NRM Open High points*  
Emily Twort and Cameo KSNZ

*Sport Horse Junior High Points*  
Olivia Woodward and Whittaker II

*Carousel Equestrian Amateur High Points*  
Emily Twort and Cameo KSNZ

*ESNZ Junior Equitation*  
Lauren Mitchell

*Petticoat Lane Performance Horses Open Equitation*  
Emily Twort

*Vero Insurance Sport Horses Cat A Pony*  
Summer Roy and Affallons Royal Salute

*Fiber Fresh Cat B Pony*  
Anna Smith and Starlight Smarda

*Aniwell Cat C Pony*  
Emily McMaster and Onetai Cover Girl

*Big on Writing Pony Rider Equitation*  
Emily McMaster

*Waikato & BOP Show Hunter Groups 12years & under Equitation*  
Lucy Oliver



## TiES Jumping Series

Kate Beattie and Smartymarty



## TiES Show Hunter Series

Kylie Lyders and Volonte II





*Sophie Scott and Waitangi Skynet, Winners of the Grand Prix Series 2022-2023. Credit: KAMPIC.*



# Financial Summary – Jumping

## EQUESTRIAN SPORTS NEW ZEALAND INCORPORATED

For the year ended 31 May 2023

|   | 2023           | 2022           |
|---|----------------|----------------|
|   | \$             | \$             |
| <b>Operating Income</b>                         |                |                |
| Other grants                                    | 20,602         | 20,884         |
| Levy income                                     | 354,619        | 315,974        |
| Interest income                                 | 17,363         | 6,804          |
| Sponsorship                                     | 113,717        | 102,109        |
| Training  | 1,500          | -              |
| Other income                                    | 261            | 249            |
| Other event income                              | 6,000          | 5,000          |
| <b>Total Income</b>                             | <b>514,062</b> | <b>451,020</b> |
|   |                |                |
|   | 2023           | 2022           |
|   | \$             | \$             |
| <b>Operating Expenditure</b>                    |                |                |
| Accommodation, meals and travel                 | 85,009         | 56,105         |
| Bank Charges                                    | 272            | 101            |
| Competition expenses                            | 38,718         | 29,407         |
| Contract expenses                               | 31,464         | 29,712         |
| Depreciation                                    | 6,051          | 6,443          |
| Training  | 23,956         | 18,418         |
| Organising Dues                                 | 23,085         | 14,656         |
| Other expenses                                  | 63,265         | 105,204        |
| Prize money expense                             | 25,672         | 35,138         |
| Promotion                                       | 11,172         | 9,464          |
| Scholarships Paid                               | 19,242         | 365            |
| Sponsorship expense                             | 6,647          | 7,006          |
| Staff Salaries                                  | 159,668        | 140,014        |
| Stationery, photocopying, printing & postage    | 3,065          | 711            |
| Telephone expenses                              | 1,804          | 2,496          |
| Uniforms  | -              | 90             |
| <b>Total expenditure</b>                        | <b>499,090</b> | <b>455,329</b> |
| <b>Operating surplus/(deficit) for the year</b> | <b>14,972</b>  | <b>(4,308)</b> |
|   |                |                |
|   | 2023           | 2022           |
|   | \$             | \$             |
| <b>BALANCE SHEET</b>                            |                |                |
| <b>Current Assets</b>                           |                |                |
| Cash and cash equivalents                       | 252,868        | 181,272        |
| Other current assets                            | 24,453         | 10,214         |
| Term investments                                | 459,594        | 452,061        |
| <b>Total current assets</b>                     | <b>736,915</b> | <b>643,547</b> |
| <b>Non current assets</b>                       |                |                |
| Property, plant and equipment                   | 18,228         | 24,279         |
| <b>Total non current assets</b>                 | <b>18,228</b>  | <b>24,279</b>  |
| <b>TOTAL ASSETS</b>                             | <b>755,143</b> | <b>667,826</b> |
|   |                |                |
| <b>CURRENT LIABILITIES</b>                      |                |                |
| Income received in advance                      | 79,809         | 73,387         |
| Accounts Payable                                | 71,560         | 12,568         |
| Other Payables                                  | 17,608         | 10,676         |
| <b>Total current liabilities</b>                | <b>168,977</b> | <b>96,631</b>  |
| <b>NET ASSETS</b>                               | <b>586,166</b> | <b>571,194</b> |
| <b>Accumulated funds</b>                        | <b>586,166</b> | <b>571,194</b> |

Note: This financial summary has been provided for information purposes only and does not form part of the audited financial statements.



Penny Borthwick and Rednalhgih Cowan,  
winners of the Pony Grand Prix Series  
2022-2023. Credit: KAMPIC.



Molly Smith, Johanna Wylaars, Penny Borthwick, Molly Moffatt,  
ESNZ Series Finals, April 2023. Credit: KAMPIC.



# Dressage Report 2022-23

**It has once again been an exciting and challenging year for Dressage. Just when we thought that the days of big events and show calendars being upended at short notice were behind us, we had yet another crisis to deal with, this time in the form of a Cyclone. The way our community came together to support our members who were affected by the Cyclone was a real focal point of the year, highlighting so much compassion and generosity.**

The work that was done to get Dressage events back up and running and to continue to offer a CDI 3\* for our Paris hopefuls - despite the cancellation of the Horse of the Year show - was tremendous. A huge debt of gratitude must be expressed from me on behalf of the Dressage community to the Dressage Waikato organising committee (with a particular thanks to event manager Angela Nobilo) who accommodated the CDI at the Waikato Championships, moving mountains to make this happen.

This year has seen some exciting developments that promise to benefit all sectors of our sport. At the High Performance level, we had the restructure of how our Performance Programme is delivered. Our performance programme is now managed by the High Performance team which includes a dedicated high performance manager for Dressage. Penny Pearce who was appointed to that role, and despite finding her property under water shortly after her appointment, has hit the ground running.

This restructure will ensure that we can provide our best riders with the support that they need to entrench New Zealand as a real player in international Dressage.

The move of the performance programme to High Performance has permitted the Performance committee to evolve into the development committee focused on delivering development opportunities for all riders. This committee has been working hard and is well on track to deliver the Julie Brougham adult development camps in the both the North and South Islands.

The Land Rover Dressage Teams League has been another exciting addition to the calendar this year. A league competition such as this puts a large amount of administrative burden on those who have to keep track of the scores over the season, and a huge thanks must go to Jos Gresham who managed this points workload. It has been exciting to see that we have been able to make progress in a way that is benefitting riders from the grass roots right through to our international performers.



Team NZL, FEI World Dressage Champs, Herning 2022. Credit: Libby Law Photography.





Left: Melissa Galloway and Windermere J'Obei W competing at FEI World Dressage Champs, Haring 2022. Top right: Bates National Dressage Champs Judges Team 2023. Bottom right: Holly Leach and Baldeep Dhillon. Credit all: Libby Law Photography.

There are, of course, many people to thank. Firstly, the team I get to work with on the Dressage Board. The dedication and hours of voluntary work these people put in is immense and is under appreciated.

Particular appreciation must be expressed to Olivia Ballantyne and Alicia Cameron who are both stepping down from the Board this year. Both of these people have juggled their board roles along with their own extensive personal commitments, and that is a difficult and challenging thing to do. I am grateful that they were both willing to sacrifice their own time to do this and the sport has benefitted immensely from their time and efforts.

I want to especially thank Judith Cunningham. Judith has had the strength of character to stand up for the values of ESNZ regardless of how difficult that was. Judith exemplifies the values and integrity that our sport needs. Without her support over the last twelve months, I would not have been able to carry out my role as Chair.

I also need to acknowledge the work done by our finance officer, Sarah Hazelwood. The workload her role involves has grown extensively over the last 12 months as a result of numerous factors. The work she does is far beyond

what anyone could ever expect from a volunteer. It must be acknowledged that her personal sacrifice has directly benefited every dressage rider, as it has significantly reduced the cost of administering our sport.

We were saddened during the year to lose special friends who all contributed much to our sport, Peter (Pete) Bill Millar, Lyn Fox, and Carol Whaley.

I wish to acknowledge our many sub-committee members, area group committee members, organising committees, officials and volunteers who work selflessly for untold hours to ensure we have a sport to participate in. This gets more and more difficult every year and the efforts these people make voluntarily can never be underestimated.

I also wish to thank our generous sponsors and funders without whom this sport would become too expensive for many. I also wish to thank the myriad of stakeholders who contribute to our sport and community, and, last but not least, our members and competitors.

**Scott McKenna | Chair**





## Dressage Awards 2022 – 2023

### Dressage NZ Pony & U25 Championships

**Waldebago Trophy -  
Young Rider Championship**  
Madison Schollum – Kinnordy Golda

**Hyland Trophy -  
Pony Championship**  
Paige Fitzgerald –  
Greenmoor Euphoria

**KH Arvan Trophy -  
Under 25 Grand Prix Champion**  
Lucarne Dolley – Ardmore



### Dressage National Championships

**Burkner Medal -  
2023 NZ Grand Prix Champion**  
Melissa Galloway –  
Windermere JOBèi W  
(Owner Rider and A & R Parkes)

**Tironui Trophy - 2023 Dressage  
Freestyle Championship**  
Melissa Galloway –  
Windermere JOBèi W  
(Owner Rider and A & R Parkes)

**The Vom Feinsten Trophy - 2023  
NZ Dressage Grand Prix Class  
Champion**  
Melissa Galloway –  
Windermere JOBèi W  
(Owner Rider and A & R Parkes)

**Trotter Trophy - 2023 Medium Tour  
Dressage Championship**  
Vanessa Way – BL All by Chance  
(Owner Renee Etherington)

**Surrey Trophy - 2023 Intermediate I  
Dressage Championship**  
Madison Schollum – Kinnordy Golda

**Hobson Trophy - 2023 Advanced  
Championship**  
Cooper Oborn – Irish Coffee

**Kentucky Trophy - 2023 Open  
Medium Dressage Championship**  
Penny Pearce – Papanui Just  
Dynamite

**Doornbos Shield - 2023 Medium  
Dressage Championship**  
Candice Nichol – Falcon O

**Tuna Lodge Trophy - 2023  
Elementary Dressage Championship**  
Claudia Younger – CDS Donnerstern

**Killala Trophy - 2023 Novice  
Dressage Championship**  
Holly Leach – HPE Barbados

**Aztec Challenge Trophy - 2023  
Preliminary Dressage Championship**  
Casey Burton – Fanciful MH – Owner  
Matthews Hanoverians

**Helen Holden Memorial Trophy  
- 2023 Area Teams Dressage  
Championship**

Auckland – Manukau  
Samantha Belsham – Dolcetto II  
Brina Carpenter – Parkridge Disco SW  
Sarah Holmes – Nina DW  
Angela Lloyd – Cashin's World Star

**Astek Stud Trophy - 2023 NZ Six-  
Year-Old Dressage Horse Champion**  
Candice Nicol – Falcon O

**Elite Equine Trophy - 2023 NZ Five-  
Year-Old Dressage Horse Champion**  
Lorraine Ward-Smith – Fernlea  
Diamond Hall

**Matthews Hanoverians Trophy -  
2023 NZ Four-Year-Old Dressage  
Horse Champion**  
Rochelle Speirs – Orinoco F.A.B  
(Owner David Brougham)

**Rakanui Stud Trophy -  
2023 Best Performed Mare**  
Cooper Oborn – Aphrodite (Owner  
Belinda & Emily Stuchbery)

**Glenvar Trophy - 2023 NZ Bred  
Young Dressage Horse**  
Lorraine & Archie Ward-Smith  
(Fernlea Stud)



### Dressage Series

**Prestige Dressage Futures Award**  
Philippa Gibbons –  
SWE Diamant Stern

**AMS Saddlery Young Rider  
Performance League**  
Gemma Lewis – Ruanuku R

**AMS Saddlery  
Pony Performance Young League**  
Frankie Lawn –  
Pied Piper Trick or Treat

**South Canterbury Saddlery Rising  
Stars League Pot Black Trophy**  
Cherie Pearson – Dulcet

**Equimatch Pony Rider  
Rising Stars League**  
Paige Fitzgerald –  
Greenmoor Euphoria

**Equimatch Young Rider  
Rising Stars League**  
Samantha Belsham – Dolcetto II

**Excel Equine Masters League**  
Kathryn Corry – Anuschka PSH

**St Georges Trophy -  
1st Year Prix St Georges**  
Baldeep Dhillon –  
GF Yella Fan E'SAN Leren

**Oro Equestrian Small Stars League**  
Samantha Belsham – Dolcetto II

**Vetpro Preliminary Super 5 League**  
Mikayla Wildermoth – Donnerrock EH

**Matthews Hanoverians  
Novice Super 5 League**  
Henrike Puketapu – HSP Raven

**Animal Therapeutics  
Elementary Super 5 League**  
Nicki Ford – Le Silence est D'or

**Dunstan Horse Feeds  
Medium Super 5 League**  
Vanessa Way – Bugatti MH

**Back on Track Advanced Medium  
Super 5 League**  
Cooper Oborn – Joniro

**Hobson Horsecaches  
Advanced Super 5 League**  
Wendi Williamson – Fugato SW

**Custom Logistic Small  
Tour Super 5 League**  
Vanessa Way – NSC Furst Rock DW

**AR Dressage Medium  
Tour Super 5 League**  
Brina Carpenter – Parkridge Disco

**Superior Rubber Surfaces  
Grand Prix Super 5 League**  
Wendi Williamson – Don Vito MH

**Super 5 League U25**  
Lucarne Dolley – Ardmore

**Zilco National Freestyle  
to Music Award**  
Lorraine Ward-Smith –  
Fernlea Diamond Hall

**Zilco National Pony  
Freestyle to Music Award**  
Brooklyn Rankin – KS Mr Postman

**Zilco National Young Rider  
Freestyle to Music Award**  
Rilee McMeekin – Furst Love Note

**TiES Dressage Series**  
Belinda Greenfield –  
L'homme du jour

# Financial Summary – Dressage

## EQUESTRIAN SPORTS NEW ZEALAND INCORPORATED

For the year ended 31 May 2023

|                                       | 2023<br>\$       | 2022<br>\$     |
|---------------------------------------|------------------|----------------|
| <b>Operating Income</b>               |                  |                |
| Levy Income                           | 184,422          | 174,347        |
| Other registration income             | 2,304            | 2,000          |
| Entry Fees                            | 207,967          | 59,180         |
| Other Event Income                    | 10,222           | 1,341          |
| Sponsorship                           | 147,334          | 81,266         |
| Other grants                          | 90,576           | 12,065         |
| Fundraising                           | 31,673           | -              |
| Sales                                 | 8,972            | 14,498         |
| Interest income                       | 5,816            | 1,344          |
| Other operating income                | 35,159           | 19,226         |
| <b>Total operating income</b>         | <b>724,445</b>   | <b>365,265</b> |
| <b>Operating Expenditure</b>          |                  |                |
| Accommodation, meals and travel       | 125,195          | 65,266         |
| Administration expenses               | 80,482           | 52,847         |
| Coaching expenses                     | 10,000           | 7,884          |
| Competition expenses                  | 40,687           | 9,077          |
| Course expenses                       | 48,974           | 20,763         |
| Depreciation                          | 639              | 780            |
| Grants and Donations                  | 3,000            | -              |
| Gratuities                            | 44,951           | 18,200         |
| Other expenses                        | 219,857          | 17,446         |
| Prize money, rugs and ribbons         | 67,369           | 25,340         |
| Product costs                         | 5,019            | 1,231          |
| Staff salaries                        | 92,870           | 98,111         |
| Uniforms                              | 7,297            | 2,203          |
| Venue and equipment costs             | 101,825          | 37,090         |
| <b>Total operating expenditure</b>    | <b>848,165</b>   | <b>356,236</b> |
| <b>Operating surplus for the year</b> | <b>(123,720)</b> | <b>9,030</b>   |
| <b>BALANCE SHEET</b>                  |                  |                |
| <b>Current Assets</b>                 |                  |                |
| Cash and cash equivalents             | 52,522           | 292,950        |
| Other current assets                  | 49,230           | 47,425         |
| Term investments                      | 305,000          | 170,000        |
| <b>Total current assets</b>           | <b>406,752</b>   | <b>510,375</b> |
| <b>Non current assets</b>             |                  |                |
| Property, plant and equipment         | 1,611            | 2,250          |
| <b>Total non current assets</b>       | <b>1,611</b>     | <b>2,250</b>   |
| <b>TOTAL ASSETS</b>                   | <b>408,363</b>   | <b>512,625</b> |
| <b>CURRENT LIABILITIES</b>            |                  |                |
| Income received in advance            | 46,414           | 38,566         |
| Accounts payable and accruals         | 26,461           | 14,852         |
| <b>Total current liabilities</b>      | <b>72,875</b>    | <b>53,417</b>  |
| <b>NET ASSETS</b>                     | <b>335,488</b>   | <b>459,208</b> |
| <b>Accumulated funds</b>              | <b>335,488</b>   | <b>459,208</b> |

Note: This financial summary has been provided for information purposes only and does not form part of the audited financial statements.

# Eventing Report 2022-23

**The Eventing year has delighted us with many achievements  
by our riders and horses, our officials and our community  
giving us plenty to be proud of and to be inspired by.**

## Organising Committees, our Officials and the extraordinary weather challenges

With the country coming to grips with the devastation of the extreme weather events, the predictability of pre COVID times seemed a very distant memory. New Zealanders' response to the grim realities of the aftermath has been heart-warming. I'd like to acknowledge those affected by the flooding and the devastation it caused, the losses of their beloved equines, property and belongings, and offer the Eventing community's heartfelt condolences. Thank you to all of you who have contributed to the ESNZ Equine Relief Fund. The Brookby Horse Trial fundraiser event was a tremendous success raising \$34,000 for the fund. What tremendous generosity from the Eventing Community!

With wet weather having an impact on events during both the spring and autumn seasons, the riders were very appreciative of the opportunity to get out and compete and are very grateful to those OCs for making Events happen. Springbush OC relocating their event to Taupō at very short notice was an incredible achievement and was greatly appreciated.

I'd like to acknowledge our Officials and Organising Committees who faced a number of really difficult decisions under time constraints of whether to cancel, postpone, change XC jumps etc. With the safety and welfare of both rider and horse at stake, these decisions are weighty and not taken lightly. So, I thank you for your considered and often late night, early morning deliberations and making these decisions on behalf of the sport.

## Many successes to celebrate

Young Rider Team Wins Oceania Championship June 2022 - at the Melbourne International Three-Day Event, Werribee, Australia: Charlotte Treneary (CHS Royal Genie), Charlotte Penny (Festival), Mackenzie Marlo (CHS Diplomat) and Brittany Fowler (Game Keeper), Chef d'Equipe: Lizzie Green. Central to the team's win was the outstanding performance of Charlotte Penny who won the CCI3\*L class, finishing on her dressage score at her first 3\*L.

Bronze x2 at the FEI World Eventing Championships August 2022 - After a 12-year WEC medal drought, it was great for the New Zealand team to win individual bronze and team bronze at Pratoni Italy. This achievement was recognised with a nomination for Team of the Year at the ISPS Handa Halberg Awards. Congratulations to Tim Price

(Falco) individual bronze and fellow team members Jonelle Price (McClaren), Monica Spencer (Artist), Clarke Johnstone (Menlo Park), Chef d'Equipe Jock Paget, their grooms, owners, connections and the whole New Zealand team.

Providing inspiration to many was Monica Spencer's campaign from New Zealand. It's testament that the HP programme in the northern and southern hemispheres are well aligned, and it is indeed possible to compete on the world stage while being based in New Zealand.

Double Podium finishes at the Boekelo Nations Cup October 2022 - Tim Price won the CCI4\*-L at Boekelo and steered the New Zealand team to second in the FEI Nations Cup. The team included Dan Jocelyn (Blackthorn Cruise), Jonelle Price (Killbunny Andy), and Amanda Pottinger (Good Timing). The Kiwis had a fabulous win at the Millstreet Nations Cup Event recently but that technically falls into next year's report!

Kiwi Eventers claim World #1 and #2 spots - With a long list of achievements, you can see why - in October - the FEI rankings placed Tim Price at no.1 and Jonelle Price at no.2. It is believed they are the first married couple to do so. Ten months later Tim still holds the no.1 ranking. What a great achievement for Tim and Jonelle, our small country and for the 'village' associated with these two. Quite appropriately Tim was named Rider of the Year at the ESNZ Hall of Fame awards.



Monica Chin and Quickstep Pixie. Credit: Take the Moment.





Cross Country 1 \* and 105cm. North Island Eventing Championships, Arran Station, October 2022. Credit: KAMPIC.

Kiwi Groom wins at FEI Awards - Team Price's groom, Kerry Edmans (Hanmer Springs), won the Cavalor FEI Best Groom category at the 2022 FEI Awards, which covered all disciplines and not just Eventing.

Matthew Grayling and Trudeau made history at NZODE & NZ3DE - In 2023, Matthew and Trudeau set a new record of five consecutive 4\* National titles: NZ3DE '21, '22, '23, and NZODE '22, '23. Trudeau is a 16-year-old NZ Warmblood owned by Winky Foley and Peter W. Smith. Congratulations to them and to Matthew for breeding and producing such a consistent winner. Trudeau was recognised at the ESNZ Hall of Fame awards as joint winner of the National Horse of the Year.

ESNZ Eventing Officials pathway achieved FEI Equivalency - In 2022, FEI Eventing revised its Eventing Education System and our Technical Advisory Committee worked very hard to achieve Equivalency for New Zealand's Eventing Education System. This means our National List 1 Officials can go straight to Level 2 FEI rather than spending two years at Level 1. Congratulations to those involved in the system and application process.

New Zealand Officials achieve FEI Level Four status - FEI's revision of the Eventing Education System introduced a fourth level of qualification. It wasn't a straight alignment, and it only recognised the most qualified and experienced Level 3 officials who are already fulfilling the Transfer-up requirements to Level 4 under the new Education System. Five New Zealand officials were among only 69 Judges, CDs and TDs listed worldwide who achieved Level 4 FEI Official status. Congratulations to Judges Helen Christie, Stuart Bishell, Andrew Bennie; Technical Delegate Andrew Bowles; and Course Designer Chris Ross.

FEI Eventing Committee - Neil MacKenzie-Hall was elected to the FEI Eventing Committee in November 2022. This is tremendous recognition of his skills, knowledge and standing in the global Eventing community.

### Adopting ESNZ's Statement of Strategic Intent (SSI)

With the new SSI (2022-2026) the ESNZ Board requested Discipline Boards adopted a 'one organisation' approach and align their Annual Work Plans with this, rather than developing their own strategic plans. Eventing recognised the need to contextualise the SSI to the specific challenges and opportunities it was facing. Given that the competitive disciplines align with the second pillar of the SSI, Eventing's strategic plan has been replaced with a Quality Experience Framework, which sets out our aspirations for quality horse and human experiences in Eventing, and informs our annual workplan.

Our framework has six key areas: Quality Competitions, Values and Integrity, Achievement, Appreciation, Culture and Community; and is depicted as a wheel as all these aspects contribute to having a quality experience with no one thing in isolation guaranteeing success. Like a wheel, our experience spins well when everything contributes to it, and if one area is not working, the experience is like a 'flat tyre' and doesn't spin quite so well. Our framework can be viewed on the ESNZ website.

### New Board structure in place

This year concludes the implementation of the Board restructure, transitioning us from 11 members to seven, aligning all members to a three-year term,

and implementing a more robust election process with the intent to make the Board more efficient and effective. The Board now has the following members: one Rider Representative, one Organising Committee Representative, and three Elected and two Appointed Board members. In attendance at Board meetings are the Eventing Sport Manager, Chair of the Technical Advisory Group (TAG), and the CEO of ESNZ.

## Recognising our Valuable Volunteers

Area Groups and Organising Committees - Eventing is entirely dependent on volunteers giving freely of their time, energy and knowledge and it is hard to express the depth of gratitude the Board has to everyone involved. The time freely given is often at the expense of time with family, your own riding, and sleep! I sincerely hope your volunteer experiences and the relationships you've developed within the Eventing community provide you with years of enjoyment and a sense of pride and satisfaction in your contribution.

Life memberships - At the ESNZ AGA in September 2022, two of our Eventing community were made honorary Life members for their outstanding services to Eventing: Judy Haskell for her long-standing services as an official and on the Technical Advisory Committee; and Tinks Pottinger for 30+ years of dedicated service to Organising Committees, including hosting the NZODE at Tauherenikau, and coaching riders.

At each AGM it is great to recognise our marvellous volunteers with the Area Volunteer of the Year awards, and this year our two top volunteer awards recipients were: Diane Gilder Volunteer of the Year Award 2023 (McCrostie Memorial Trophy), and Helen Christie Dedication to the Sport Award 2023 (Longest standing volunteer nominated by their Area Group).

Thanks, in Memoriam - The Eventing community is incredibly grateful to the following for their commitment and dedication to the sport: Bob Stringer who gave endless hours to equestrian competitions primarily as a show jump judge, and his huge input into the development of the McLeans NEC and the early competitions; Mike Manning who was an Eventing FEI Technical Delegate and FEI Steward, stewarding at the Sydney Olympics and many International 4\* Events across the USA and New Zealand; and Mary Herrick who is remembered warmly for all her years of service to Eventing Wairarapa.

## Wealth of skills and voices around the table

Like all Boards ours needs to have the collective skillset and professional competencies required to serve its purpose, whilst also ensuring we have the appropriate perspectives (or 'voices') as part of the Board discussions and decision-making to serve its members. I would like to acknowledge Marg Evans, who concluded three years as Board Chair in 2022, for her leadership through tough times with the impact of COVID. We are fortunate to have Marg with her depth of knowledge as Eventing's ESNZ Board representative; Shannon Galloway, whose

appointed board position came up for rotation, for her very valuable contributions to discussions and sharing of her professional knowledge of sponsorship; and Grant Porter, elected member, for his contributions to the Board. This year we welcomed: Amanda Illston as the Riders' representative with her wealth of experience having ridden both in New Zealand and overseas; elected member John Alexander, whose previous governance experience has shone through; and TAG Chair Wendy Lansdown, with her wealth of technical and governance experiences. I'd also like to thank outgoing TAG Chair Hamish Butler-Gallie for his leadership and ongoing dedication to the sport.

Thanks to our Sport Manager Hayley Daigle - Hayley is Eventing's one paid staff member and her job description is realistically more than one person should be asked to do. On top of that are the challenges of dealing with volunteers and their availability, and being the first point of contact for the entire Eventing community. Her start in the role certainly wasn't a gentle introduction as she was straight into NZ3DE, Oceania, AGM and hosting the first FEI official's seminar post-COVID. She has done this all with unfailing good cheer and professionalism, and she was very highly praised for her organisation of the FEI seminar from the overseas Directors. I have greatly valued Hayley's enthusiasm and hard work, and have enjoyed working with her this year. Eventing is fortunate to have Hayley as our Sports Manager.

## Looking forward

With our quality experience framework in place, we look forward to the year ahead working to provide a safe sport, providing opportunities for people to learn and have a sense of achievement, striving to maintain rider affordability and enhancing the financial sustainability for organisers and the sport, and supporting the sport to be fun and enjoyable to all.

Hosting Oceania at HoY - After much anticipation of the return of HoY and their hosting of Eventing's Oceania competition, it was most unfortunate to cancel in the wake of Cyclone Gabrielle. We look forward to the successful hosting of Oceania at next year's HoY show where it will provide the international flavour of laneways and crowds to help prepare our horse and rider combinations for overseas championship events.

2024 Olympic games - With our Olympic qualification secured at the World Eventing Championships, we look forward to supporting the Kiwis as they build up to and ride for the podium at the historic Palace of Versailles.

It has been a privilege to serve as your Chair this year and I thank you for entrusting me with the role. Whether it's the world class successes of our elite riders, or the smile on the 65cm rider's face that ignites your passion for volunteering, officiating or governing our sport, I look forward to working with you over the coming year with our shared passion for Eventing, and contributing to its future.

**Raewyn Eastwood | Chair**



Christen Lane and Thunder Cat.  
Credit: Cornege Photography.



Jordan Smythe and Typical.  
Credit: Julia Murch photography.







# Eventing Awards 2022-2023

## National One Day Championships

**Forest Gate Trophy - 4\* Champion**  
Matthew Grayling - Trudeau

**Waiteko Trophy - 3\* Champion**  
Kyle Calder - Apteryx

**Ferndale Trophy - 2\* Champion**  
Scout Lodder - Overnight Success



## New Zealand Three Day Event Championships Taupō

**Wills Trophy - CCI4\*- L Champion**  
Matthew Grayling - Trudeau

**Picadilly Trophy - CCI3\*- L Champion**  
Lizzie Green - Corona Extreme

**Mamaku Trophy - CCI2\*- L Champion**  
Emily Cammock - Zealand Blue HSH

**Thomson Trophy - CCN1\*-L**  
Susan Le Mesurier - My Talisman

**Casley Trophy - Best Presented Horse**  
Greg Smith - Secret Runner

**Atlantic Silver Spurs Trophy**  
**Inter Island Teams Event South Island**  
Colleen Marett - Attenborough  
Rebecca Wardle - Dingmac Eccles  
Brittany Fowler - Obsidious  
Emily Cammock - Zealand Blue HSH

**Mary Bowling Memorial Trophy - NZ Young Eventing Horse of the Year**  
Helen McGrath - Woodbine Glide Time

## Young & Junior Rider One Day Championships

**Charisma Trophy - NZ Young Rider Champion**  
Carys McCrory - Nemesis

**Hoffman Trophy - NZ Junior Rider Champion**  
Scout Lodder - Money Shot



## Young & Junior Rider Three Day Championships

**Swarbrick Trophy - NZ Young Rider Champion**  
Rebecca Wardle - Dingmac Eccles

**Lenmore Trophy - NZ Junior Rider Champion**  
Alex De geest - Argenteuil



## National Series

**Young Rider**  
Emily Marett - Nigella Warrior

**Dunstan Amateur Rider**  
Colleen Marett - Attenborough

**Betavet Pro-Am Rider**  
Kyle Calder - Apteryx

**Super League**  
Christen Lane - Thunder Cat

**Junior Rider**  
Mia Gilbert - Schnapps MH

**Grassroots**  
Lauryn Toomey - Double Connection



## TiES Eventing Series

Lizzie Green - Comanche II



Matthew Grayling and Trudeau win the 4\* at the National 3DE in Taupō 2023. Credit: Julia Murch Photography.

# Financial Summary – Eventing

## INCOME STATEMENT – EQUESTRIAN SPORTS NEW ZEALAND INCORPORATED

For the year ended 31 May 2023

|                                       | 2023<br>\$         | 2022<br>\$         |
|---------------------------------------|--------------------|--------------------|
| <b>Operating Income</b>               |                    |                    |
| Levy Income                           | 155,187            | 140,809            |
| Competition entry fees                | 84,419             | 91,061             |
| Other Event Income                    | 1,003              | -                  |
| Sponsorship                           | 36,100             | 34,600             |
| Other grants                          | 43,301             | 20,600             |
| Fundraising                           | 1,920              | 1,200              |
| Interest income                       | 3,323              | 285                |
| Other Income                          | 11,700             | 13,731             |
| <b>Total operating income</b>         | <b>336,953</b>     | <b>302,286</b>     |
| <b>Operating Expenditure</b>          | <b>2023<br/>\$</b> | <b>2022<br/>\$</b> |
| Accommodation, meals & travel         | 53,770             | 33,103             |
| Administration expenses               | 124,155            | 113,548            |
| Camping, rent & ground expenses       | -                  | 29,265             |
| Competition expenses                  | 26,587             | 25,322             |
| Course expenses                       | 56,477             | 32,900             |
| Depreciation                          | 4,194              | 4,364              |
| FEI & Levy expenses                   | 20,531             | 13,881             |
| Function catering expenses            | 8,879              | 9,103              |
| Grants - General                      | -                  | 5,000              |
| Gratuities                            | 746                | 2,564              |
| Other expenses                        | 3,077              | -                  |
| Prize money expense                   | 18,473             | 13,632             |
| Promotion                             | 881                | 282                |
| Training                              | (988)              | 9,393              |
| Venue & Equipment Hire                | 37,785             | 5,262              |
| <b>Total expenditure</b>              | <b>354,567</b>     | <b>297,619</b>     |
| <b>Operating surplus for the year</b> | <b>(17,614)</b>    | <b>4,667</b>       |

|                                  | 2023<br>\$     | 2022<br>\$     |
|----------------------------------|----------------|----------------|
| <b>BALANCE SHEET</b>             |                |                |
| <b>Current Assets</b>            |                |                |
| Cash and cash equivalents        | 226,968        | 188,891        |
| Other current assets             | 56,508         | 43,086         |
| <b>Total current assets</b>      | <b>283,476</b> | <b>231,977</b> |
| <b>Non current assets</b>        |                |                |
| Property, plant and equipment    | 23,222         | 27,416         |
| <b>Total non current assets</b>  | <b>23,222</b>  | <b>27,416</b>  |
| <b>TOTAL ASSETS</b>              | <b>306,698</b> | <b>259,394</b> |
| <b>CURRENT LIABILITIES</b>       |                |                |
| Income received in advance       | 14,499         | 15,225         |
| Accounts Payable                 | 74,294         | 16,165         |
| Other Payables                   | 16,909         | 12,591         |
| <b>Total current liabilities</b> | <b>105,702</b> | <b>40,784</b>  |
| <b>NET ASSETS</b>                | <b>200,996</b> | <b>218,610</b> |
| <b>Accumulated funds</b>         | <b>200,996</b> | <b>218,610</b> |

Note: This financial summary has been provided for information purposes only and does not form part of the audited financial statements.



*Adena Middleton on Aurora Southern Star  
Winner of the 120 Km Senior; Credit: Sarah  
Hamer, Country Road Photography.*



*Ashley Cole and Tonki Dee Boo Novak, winners of the Quilty in the third fastest time ever!*





# Endurance Report 2022-23

**The last twelve months have been an extremely busy and challenging time for the Board. There have been many changes, not only within our own sport but also within ESNZ that look to be very exciting, and within the country itself.**

We have had two resignations and welcomed Louise Holmes and Sue Landis onto the Board. Being on the Board and organising committees is now requiring people with more diverse skills. In saying that, I would also like to take this opportunity to thank all the Board members for all the work and time that has been put in during these last twelve months.

We have moved to using Evo Events for ride entries. Most have worked well with the new system, however, there have been a few issues which was to be expected. EVOEVENTS are running some online seminars to upskill users in August and I urge clubs to get as many members onto these, as there is more than just entries and results that we can make use of.

Having no dedicated Sport Manager has given us a better picture of what our sport needs. We now feel we are ready to investigate and consider different ideas and approaches to these tasks, which are currently undertaken by the Board.

Our two forums this year were well attended particularly in the South Island, and it was good to have feedback from the members. It is always interesting to see how different both forums are from each Island, each with differing views. We look forward to hopefully bringing some of these ideas to the AGM forum, details of which are to be finalised.

The riding season itself was a bit disappointing at times, with quite a few rides being cancelled due to the weather. Weather did have an impact on the North Island Champs causing most of the grass roots riders not to attend. It also made the track conditions hard, so credit is given to those who rode and successfully completed.

However, it was not all doom and gloom weather-wise and both the South Island

Championships and Nationals ran very successfully. Congratulations to our new Island and National Champions and their beautiful horses.

Again this year, Nick Page attended the FEI forum at Lausanne. Unfortunately, this time he did not come back feeling as positive as the year before. The Board had spent considerable time putting together proposed rule changes and we were very disappointed as to how it was received by the FEI and the manner that the forum was run. We have sent a letter to FEI voicing our disappointment.

Hopefully next season will be full of good weather and successful events for all.

**Susan Reid | Chair**



## Endurance Awards 2022-2023

### Endurance

**Horse & Rider of Year - Senior**  
Jorja James - Glendaar Windsong

**Horse & Rider of Year - JY**  
Zoey Marshall - Purdark

**Intermediate Series- Senior**  
Jenny Champion- Tararua El Dente

**Intermediate Series- JY**  
Grace Blyth - Supre Zerlina

**Distance Horse - Senior**  
Glendaar Windsong

**Distance Horse- JY**  
Purdark

**Distance Rider - Senior**  
Jorja James

**Distance Rider- JY**  
Zoey Marshall

**FEI Series - Senior**  
Adena Middleton -  
Aurora Southern Star

### FEI Series - JY

Zoey Marshall - Purdark

### FEI Championship Series

Adena Middleton -  
Aurora Southern Star



### CTR

**CTR Horse & Rider of Year - Open**  
Sue Landis - Saffron Firefly

**CTR Horse &  
Rider of Year - Intermediate**  
Sue Landis - Saffron Firefly

**CTR Horse & Rider of Year - Junior**  
Jemma Currey - Gunna Be Good

**CTR Horse & Rider of Year - Novice**  
Deborah Pruden - CWE Mister Ree

**CTR Distance Horse of Year - Open**  
Tahira Tallis

### CTR Distance

**Horse of Year - Intermediate**  
Saffron Firefly

**CTR Distance Rider of Year - Novice**  
Deborah Pruden



### Other

**Non Arabian**  
Jubilee Black Dahalia

**Rider Loyalty**  
Sue Landis

**Volunteer of the Year**  
Wendy Farnell

**Endurance Decade Award**  
Linda Harman - MF Shaheen

**Endurance Roll  
of Honour - 3000km**  
Miro Blaze of Glory



Tara Simpson on Summersdale Rasheeka Winner of the 120 Km JY. Credit: Sarah Hamer, Country Road Photography.

# Financial Summary – Endurance

## EQUESTRIAN SPORTS NEW ZEALAND INC

For the year ended 31 May 2023

|  | 2023<br>\$         | 2022<br>\$         |
|--|--------------------|--------------------|
| <b>Operating Income</b>                |                    |                    |
| Levy income                            | 21,098             | 21,140             |
| Other registration income              | 3,376              | 4,140              |
| Grants and sponsorships                | 3,650              | 2,985              |
| Other event income                     | -                  | 591                |
| Interest received                      | 185                | 922                |
| Other operating income                 | -                  | (9)                |
| <b>Total operating income</b>          | <b>28,309</b>      | <b>29,769</b>      |
| <b>Operating Expenditure</b>           | <b>2023<br/>\$</b> | <b>2022<br/>\$</b> |
| Accommodation, meals & travel          | 3,510              | 1,058              |
| Administration expenses                | 9,295              | 17,248             |
| Bank charges                           | 105                | 200                |
| Competition expenses                   | 1,774              | 687                |
| Grants paid                            | 9,568              | 5,950              |
| Levy expenses                          | 5,914              | 4,812              |
| Other expenses                         | 108                | 2,637              |
| Postage                                | 103                | 86                 |
| Prize money expense                    | 4,827              | 1,265              |
| Stationery, printing, and photocopying | -                  | 17                 |
| Training                               | 500                | 2,343              |
| <b>Total operating expenditure</b>     | <b>35,704</b>      | <b>36,303</b>      |
| <b>Operating deficit for the year</b>  | <b>(7,395)</b>     | <b>(6,535)</b>     |
| <b>BALANCE SHEET</b>                   | <b>2023<br/>\$</b> | <b>2022<br/>\$</b> |
| <b>Current Assets</b>                  |                    |                    |
| Cash and cash equivalents              | 6,164              | 16,124             |
| Other current assets                   | 9,928              | 8,065              |
| Term investments                       | 32,974             | 32,974             |
| <b>Total current assets</b>            | <b>49,066</b>      | <b>57,163</b>      |
| <b>TOTAL ASSETS</b>                    | <b>49,066</b>      | <b>57,163</b>      |
| <b>CURRENT LIABILITIES</b>             |                    |                    |
| Income received in advance             | 2,545              | 2,317              |
| Accounts payable and accruals          | 3,594              | 4,523              |
| <b>Total current liabilities</b>       | <b>6,139</b>       | <b>6,840</b>       |
| <b>NET ASSETS</b>                      | <b>42,927</b>      | <b>50,322</b>      |
| <b>Accumulated funds</b>               | <b>42,927</b>      | <b>50,322</b>      |

Note: This financial summary has been provided for information purposes only and does not form part of the audited financial statements.





2023 National Three-Day Event Team. Credit: Julia Murch Photography.



Dressage Support Team, Jos Gresham and Samantha Jones cheer on the NZ Dressage Team at the FEI World Dressage Championships in Haring 2022. Credit: Libby Law Photography.



Anne Watts and Joseph Dream  
Credit: Libby Law Photography.



Premier League Dressage HB  
Championship Show, November 2022  
Credit: KAMPIC.



# Financial Summaries for

Central, Dunstan Fibre Fresh NEC Taupō  
and NEC Christchurch

44

Financial Summary  
**Central**

46

National Equestrian Financial Summary  
**Taupō**

47

National Equestrian Financial Summary  
**Christchurch**

Please note: these financial summaries have been provided for information purposes only and do not form part of the audited financial statements.

# Financial Summary – Central

## EQUESTRIAN SPORTS NEW ZEALAND INCORPORATED

For the year ended 31 May 2023

|   | 2023<br>\$         | 2022<br>\$         |
|---|--------------------|--------------------|
| <b>Operating Income</b>                 |                    |                    |
| Membership registrations                | 507,185            | 488,812            |
| Horse registrations                     | 403,734            | 365,301            |
| Other registration income               | 9,043              | 19,275             |
| FEI registration income                 | -                  | 2,245              |
| Government funding                      | 374,393            | 239,650            |
| Other grants                            | -                  | 30,000             |
| Sponsorship                             | 130,425            | 25,600             |
| Product sales                           | 93,472             | 84,928             |
| Interest income                         | 15,750             | 1,372              |
| Other operating income                  | 267,859            | 159,918            |
| <b>Total operating income</b>           | <b>1,801,861</b>   | <b>1,417,100</b>   |
|   |                    |                    |
| <b>Operating Expenditure</b>            | <b>2023<br/>\$</b> | <b>2022<br/>\$</b> |
| Accident compensation levies            | 4,333              | 5,424              |
| Accommodation, meals, and travel        | 113,735            | 58,412             |
| Administration expenses                 | 4,736              | 5,319              |
| Postage                                 | 17,002             | 13,478             |
| Advertising and promotion               | 134,494            | 35,423             |
| Annual conference costs                 | 4,378              | 5,861              |
| Audit fees                              | 40,470             | 37,500             |
| Bank charges                            | 810                | 8,202              |
| Coaching                                | 27,198             | 9,271              |
| Competition expenses                    | 70,040             | -                  |
| Depreciation                            | 19,036             | 74,276             |
| Insurance                               | 23,095             | 17,098             |
| IT consultancy and support              | 161,748            | 224,893            |
| Legal                                   | 29,788             | 9,876              |
| Levy and FEI expenses                   | 66,977             | 55,614             |
| Other expenses                          | 33,174             | 49,813             |
| Prize money                             | 47,879             | 8,579              |
| Product costs                           | 17,411             | 16,701             |
| Recruitment                             | 10,889             | 27,475             |
| Rent                                    | 53,366             | 52,302             |
| Salaries                                | 830,955            | 621,836            |
| Staff costs                             | 16,032             | 8,577              |
| Stationery, photocopying, and printing  | 20,058             | 16,963             |
| Telephone                               | 12,953             | 9,823              |
| Testing                                 | 10,869             | 8,127              |
| Venue and equipment hire                | 14,320             | 1,976              |
| Veterinary education and representation | 134                | -                  |
| <b>Total operating expenditure</b>      | <b>1,785,881</b>   | <b>1,382,814</b>   |
| <b>Operating surplus for the year</b>   | <b>15,981</b>      | <b>34,286</b>      |

Note: This financial summary has been provided for information purposes only and does not form part of the audited financial statements.



# Financial Summary – Central

## EQUESTRIAN SPORTS NEW ZEALAND INCORPORATED

For the year ended 31 May 2023

|                                  | 2023<br>\$     | 2022<br>\$     |
|----------------------------------|----------------|----------------|
| <b>BALANCE SHEET</b>             |                |                |
| <b>Current Assets</b>            |                |                |
| Cash and cash equivalents        | 492,923        | 707,256        |
| Other current assets             | 203,278        | 119,534        |
| <b>Total current assets</b>      | <b>696,201</b> | <b>826,790</b> |
| <b>Non current assets</b>        |                |                |
| Property, plant and equipment    | 33,222         | 21,332         |
| <b>Total non current assets</b>  | <b>33,222</b>  | <b>21,332</b>  |
| <b>TOTAL ASSETS</b>              | <b>729,423</b> | <b>848,121</b> |
| <b>CURRENT LIABILITIES</b>       |                |                |
| Income received in advance       | 352,295        | 338,280        |
| Accounts payable and accruals    | 36,901         | 190,705        |
| Employee entitlements            | 121,880        | 116,769        |
| <b>Total current liabilities</b> | <b>511,076</b> | <b>645,754</b> |
| <b>NET ASSETS</b>                | <b>218,347</b> | <b>202,367</b> |
| <b>Accumulated funds</b>         | <b>218,348</b> | <b>202,367</b> |

# Financial Summary – Dunstan Fibre Fresh National Equestrian Centre, Taupō

## EQUESTRIAN SPORTS NEW ZEALAND INCORPORATED

For the year ended 31 May 2023

|  | 2023<br>\$         | 2022<br>\$         |
|--|--------------------|--------------------|
| <b>Operating Income</b>                |                    |                    |
| Entry Fees (Incl Camping & Yarding)    | 1,002,213          | 587,815            |
| Other grants                           | 23,500             | 108,478            |
| Sponsorship                            | 26,012             | 18,905             |
| Other income                           | 52,201             | 21,757             |
| Interest income                        | 1,029              | 57                 |
| <b>Total operating income</b>          | <b>1,104,955</b>   | <b>737,013</b>     |
| <b>Operating Expenditure</b>           | <b>2023<br/>\$</b> | <b>2022<br/>\$</b> |
| Accident compensation levies           | 3,364              | 3,647              |
| Administration expenses                | 52,081             | 42,371             |
| Advertising and promotion              | 4,220              | 5,000              |
| Bank charges                           | 1,904              | 1,695              |
| Camping, rent and ground expenses      | 431,026            | 188,754            |
| Competition expenses                   | 64,442             | 33,055             |
| Course expenses                        | 79,283             | 100,858            |
| Depreciation                           | 161,685            | 156,599            |
| FEI and levy expenses                  | 3,058              | 2,128              |
| Gratuities                             | 51,135             | 14,984             |
| Interest paid                          | 5,812              | 4,475              |
| Prize money expenses (incl. rugs, etc) | 55,182             | 20,643             |
| Staff expenses                         | 1,161              | 1,459              |
| Staff salaries                         | 184,167            | 111,065            |
| Stationery, photocopying, and printing | 6,235              | 5,379              |
| Sundry expenses                        | 7,546              | 7,914              |
| Telephone                              | 4,477              | 4,020              |
| <b>Total operating expenditure</b>     | <b>1,116,778</b>   | <b>704,045</b>     |
| <b>Operating surplus for the year</b>  | <b>(11,823)</b>    | <b>32,967</b>      |

|                                 | 2023<br>\$       | 2022<br>\$       |
|---------------------------------|------------------|------------------|
| <b>BALANCE SHEET</b>            |                  |                  |
| <b>Current Assets</b>           |                  |                  |
| Cash and cash equivalents       | 84,410           | 114,928          |
| Other current assets            | 132,820          | 71,345           |
| <b>Total current assets</b>     | <b>217,230</b>   | <b>186,273</b>   |
| <b>Non current assets</b>       |                  |                  |
| Property, plant and equipment   | 3,410,154        | 3,485,201        |
| <b>Total non current assets</b> | <b>3,410,154</b> | <b>3,485,201</b> |
| <b>TOTAL ASSETS</b>             | <b>3,627,384</b> | <b>3,671,474</b> |
| <b>TOTAL LIABILITIES</b>        |                  |                  |
| Income received in advance      | 157,253          | 153,443          |
| Accrued expenses                | 109,199          | 65,368           |
| Loans and borrowings            | 156,700          | 236,609          |
| <b>Total liabilities</b>        | <b>423,152</b>   | <b>455,419</b>   |
| <b>NET ASSETS</b>               | <b>3,204,232</b> | <b>3,216,055</b> |
| <b>Accumulated funds</b>        | <b>3,204,232</b> | <b>3,216,055</b> |

Note: This financial summary has been provided for information purposes only and does not form part of the audited financial statements.

# Financial Summary – National Equestrian Centre, Christchurch

## EQUESTRIAN SPORTS NEW ZEALAND INCORPORATED

For the year ended 31 May 2023

|   | 2023<br>\$       | 2022<br>\$       |
|---|------------------|------------------|
| <b>Operating Income</b>                           |                  |                  |
| Camping, rent & ground fees                       | 257,991          | 255,928          |
| Membership fees                                   | 23,113           | 23,460           |
| Other grants                                      | 134,880          | 53,000           |
| Other income                                      | 51,314           | 23,951           |
| Interest income                                   | 731              | 114              |
| <b>Total operating income</b>                     | <b>468,029</b>   | <b>356,454</b>   |
| <b>Operating Expenditure</b>                      |                  |                  |
| Administration expenses                           | 4,672            | 4,410            |
| Advertising and promotion                         | (5,000)          | -                |
| Bank charges                                      | 257              | 257              |
| Camping, rent and ground expenses                 | 64,058           | 52,725           |
| Depreciation                                      | 96,032           | 96,635           |
| Other expenses                                    | (1,875)          | 1,875            |
| Repairs and maintenance                           | 240,160          | 86,584           |
| Staff salaries                                    | 74,814           | 59,788           |
| Stationery, photocopying, and printing            | 1,456            | 1,373            |
| Telephone   | 1,817            | 6,419            |
| <b>Total operating expenditure</b>                | <b>476,391</b>   | <b>310,066</b>   |
| <b>Operating surplus / (deficit) for the year</b> | <b>(8,362)</b>   | <b>46,387</b>    |
| <b>BALANCE SHEET</b>                              |                  |                  |
|   | 2023<br>\$       | 2022<br>\$       |
| <b>Current Assets</b>                             |                  |                  |
| Cash and cash equivalents                         | 45,648           | 87,066           |
| Other current assets                              | 3,915            | 10,410           |
| <b>Total current assets</b>                       | <b>49,563</b>    | <b>97,476</b>    |
| <b>Non current assets</b>                         |                  |                  |
| Property, plant and equipment                     | 1,230,030        | 1,149,917        |
| <b>Total non current assets</b>                   | <b>1,230,030</b> | <b>1,149,917</b> |
| <b>TOTAL ASSETS</b>                               | <b>1,279,593</b> | <b>1,247,393</b> |
| <b>CURRENT LIABILITIES</b>                        |                  |                  |
| Accrued expenses                                  | 64,495           | 17,772           |
| Loans and borrowings                              | 1,027            | 7,188            |
| <b>Total current liabilities</b>                  | <b>65,522</b>    | <b>24,960</b>    |
| <b>NET ASSETS</b>                                 | <b>1,214,071</b> | <b>1,222,433</b> |
| <b>Accumulated funds</b>                          | <b>1,214,071</b> | <b>1,222,433</b> |

Note: This financial summary has been provided for information purposes only and does not form part of the audited financial statements.







# Audited Financials

50

Statement of  
**Comprehensive Revenue and Expenses**

51

Statement of  
**Movements in Equity**

52

Statement of  
**Financial Position**

53

Cash Flows

54

Notes to the  
**Financial Statements**

63

Audit Report

# Statement of Comprehensive Revenue and Expenses

## CONSOLIDATED SPECIAL PURPOSE FINANCIAL STATEMENTS OF EQUESTRIAN SPORTS NEW ZEALAND INC

For the year ended 31 May 2023

|   | Notes | 2023<br>\$       | 2022<br>\$       |
|---|-------|------------------|------------------|
| <b>REVENUE FROM NON-EXCHANGE TRANSACTIONS</b> |       |                  |                  |
| High Performance Sport New Zealand Funding    |       | 2,389,923        | 2,051,013        |
| Sport New Zealand Funding                     |       | 374,393          | 217,700          |
| Grants  |       | 208,299          | 197,977          |
| Sponsorships and donations                    |       | 793,588          | 404,882          |
|   |       | <b>3,766,203</b> | <b>2,871,572</b> |
| <b>REVENUE FROM EXCHANGE TRANSACTIONS</b>     |       |                  |                  |
| Investment income                             |       | 59,685           | 12,430           |
| Provision of education                        |       | 1,500            | 2,548            |
| Tours and events                              |       | 705,571          | 308,351          |
| Membership income                             |       | 1,672,774        | 1,560,559        |
| Sale of goods and services                    |       | 203,916          | 133,382          |
| Camping, rent, and ground fees                |       | 880,307          | 689,537          |
| Sundry income                                 |       | 45,697           | 16,590           |
|   |       | 3,569,450        | 2,723,397        |
| <b>Total Revenue</b>                          |       | <b>7,335,652</b> | <b>5,594,969</b> |
| <b>LESS EXPENDITURE</b>                       |       |                  |                  |
| Audit Fees                                    |       | 40,470           | 37,500           |
| Employee related costs                        |       | 2,365,096        | 1,772,501        |
| Depreciation and amortisation expenses        |       | 286,539          | 340,171          |
| High performance athlete / coach support      |       | 306,866          | 489,161          |
| High performance international team           |       | 322,509          | 387,078          |
| High performance programmes / other           |       | 767,474          | 461,114          |
| Operating lease expenses                      |       | 90,700           | 80,981           |
| Borrowing costs                               |       | 5,812            | 4,475            |
| Merchandising expenditure                     |       | 67,756           | 49,352           |
| Other operating expenditure                   | 3     | 3,059,385        | 1,803,783        |
| <b>Total Expenditure</b>                      |       | <b>7,312,607</b> | <b>5,426,116</b> |
| <b>Net Surplus for the year</b>               |       | <b>23,045</b>    | <b>168,853</b>   |

Signed for and on behalf of the Board of ESNZ who authorised these financial statements for issue on 18 September 2023.



**President**  
**S Hobson**



**Chief Executive**  
**J Bowden**



# Statement of Movements in Equity

## CONSOLIDATED SPECIAL PURPOSE FINANCIAL STATEMENTS OF EQUESTRIAN SPORTS NEW ZEALAND INC

For the year ended 31 May 2023

|                                     | Notes     | Restricted funds<br>\$ | Accumulated fund<br>\$ | Total<br>\$      |
|-------------------------------------|-----------|------------------------|------------------------|------------------|
| Balance at 1 June 2021              |           | 123,043                | 6,585,077              | 6,708,120        |
| Net surplus for the year            |           | 324                    | 168,853                | 169,177          |
| <b>Balance at 31 May 2022</b>       |           | <b>123,367</b>         | <b>6,753,930</b>       | <b>6,877,297</b> |
| Distributions from restricted funds | 11        | (93,137)               | 0                      | (93,137)         |
| Net surplus for the year            |           | 1,880                  | 23,045                 | 24,925           |
| <b>Balance at 31 May 2023</b>       | <b>11</b> | <b>32,110</b>          | <b>6,776,975</b>       | <b>6,809,085</b> |

# Statement of Financial Position

## CONSOLIDATED SPECIAL PURPOSE FINANCIAL STATEMENTS OF EQUESTRIAN SPORTS NEW ZEALAND INC

As at 31 May 2023

|   | Notes | 2023<br>\$       | 2022<br>\$       |
|---|-------|------------------|------------------|
| <b>CURRENT ASSETS</b>                           |       |                  |                  |
| Cash and cash equivalents                       |       | 2,901,540        | 3,316,907        |
| Receivables from exchange transactions          | 6     | 225,641          | 265,056          |
| Other receivables                               |       | 7,933            | 2,579            |
| Prepayments                                     |       | 122,074          | 91,483           |
| Inventories                                     |       | 37,472           | 41,996           |
| Loans and advances                              | 7     | 114,636          | 134,239          |
| Short term investments                          | 12    | 930,308          | 686,080          |
|   |       | <b>4,339,605</b> | <b>4,538,340</b> |
| <b>NON CURRENT ASSETS</b>                       |       |                  |                  |
| Property, plant and equipment                   | 4     | 4,721,016        | 4,702,427        |
| Intangible assets                               | 5     | 2,767            | 8,188            |
|   |       | <b>4,723,783</b> | <b>4,710,615</b> |
| <b>TOTAL ASSETS</b>                             |       | <b>9,063,388</b> | <b>9,248,955</b> |
| <b>CURRENT LIABILITIES</b>                      |       |                  |                  |
| Payables under exchange transactions            |       | 467,178          | 222,273          |
| Accrued expenses                                |       | 119,390          | 169,712          |
| Employee benefits                               |       | 135,627          | 129,678          |
| Deferred revenue from non-exchange transactions | 10    | 682,042          | 896,153          |
| GST payable                                     |       | 65,271           | 83,311           |
| Deferred revenue from exchange transactions     | 8     | 627,068          | 595,134          |
| Current portion of term liabilities             | 9     | 80,269           | 168,697          |
|   |       | <b>2,176,846</b> | <b>2,264,958</b> |
| <b>NON CURRENT LIABILITIES</b>                  |       |                  |                  |
| Non current portion of term liabilities         | 9     | 77,457           | 106,700          |
|   |       | 77,457           | 106,700          |
| <b>Total Liabilities</b>                        |       | <b>2,254,303</b> | <b>2,371,658</b> |
| <b>NET ASSETS</b>                               |       | <b>6,809,085</b> | <b>6,877,297</b> |
| <b>EQUITY</b>                                   |       |                  |                  |
| Accumulated funds                               |       | 6,776,975        | 6,753,930        |
| Restricted funds                                | 11    | 32,110           | 123,367          |
| <b>TOTAL EQUITY</b>                             |       | <b>6,809,085</b> | <b>6,877,297</b> |

# Statement of Cash Flows

## CONSOLIDATED SPECIAL PURPOSE FINANCIAL STATEMENTS OF EQUESTRIAN SPORTS NEW ZEALAND INC

For the year ended 31 May 2023

|   | Notes | 2023<br>\$       | 2022<br>\$       |
|---|-------|------------------|------------------|
| <b>CASH FLOWS FROM OPERATING ACTIVITIES</b>                   |       |                  |                  |
| Cash received from non-exchange transactions                  |       | 3,458,956        | 2,619,891        |
| Cash received from exchange transactions                      |       | 3,595,362        | 2,565,525        |
| Interest received   |       | 52,487           | 12,754           |
| Interest paid   |       | (5,812)          | (4,475)          |
| GST   |       | (18,042)         | 38,083           |
| Payments to suppliers   |       | (4,486,643)      | (3,454,747)      |
| Payments to employees and contractors                         |       | (2,359,147)      | (1,738,893)      |
| <b>Cash inflow from operating activities</b>                  |       | <b>237,161</b>   | <b>38,138</b>    |
| <b>CASH FLOWS FROM INVESTING ACTIVITIES</b>                   |       |                  |                  |
| Proceeds on the disposal of investments                       |       | 93,136           | 0                |
| Purchase of property, plant and equipment                     |       | (299,707)        | (344,927)        |
| Purchase of investments                                       |       | (328,287)        | (6,602)          |
| <b>Cash outflow from investing activities</b>                 |       | <b>(534,858)</b> | <b>(351,529)</b> |
| <b>CASH FLOWS FROM FINANCING ACTIVITIES</b>                   |       |                  |                  |
| Repayments of borrowings                                      |       | (117,670)        | (112,944)        |
| <b>Net cash flows used in financing activities</b>            |       | <b>(117,670)</b> | <b>(112,944)</b> |
| <b>Net (decrease) / increase of cash and cash equivalents</b> |       | <b>(415,367)</b> | <b>(426,335)</b> |
| Cash and cash equivalents at the beginning of the year        |       | 3,316,907        | 3,743,242        |
| <b>Cash and cash equivalents at the end of the year</b>       |       | <b>2,901,540</b> | <b>3,316,907</b> |



# Notes to the Financial Statements

## CONSOLIDATED SPECIAL PURPOSE FINANCIAL STATEMENTS OF EQUESTRIAN SPORTS NEW ZEALAND INC

For the Year ended 31 May 2023

### 1. Reporting Entity

The reporting entity is Equestrian Sports New Zealand Incorporated ('ESNZ' or 'the entity') and is domiciled in New Zealand. ESNZ is an incorporated society registered under the Incorporated Societies Act 1908.

ESNZ is a sporting body that acts on behalf of its members who are involved in equestrian sports in New Zealand. Its primary purpose is to encourage more people to regularly participate in ESNZ equestrian competitions and have great experiences.

The financial statements of ESNZ are presented for the year ended 31 May 2023.

These special purpose consolidated financial statements and accompanying notes consolidate the financial results of activities carried out by the following disciplines:

- ESNZ Central
- ESNZ High Performance
- ESNZ Dressage (Including National Championships)
- ESNZ Jumping
- ESNZ Endurance (Including National Championships)
- ESNZ Eventing (Including National Three Day Event Championships)
- National Equestrian Centre – Taupō
- National Equestrian Centre – Christchurch

These financial statements were authorised for issue by the Board on 18 September 2023.

### 2. Statement of Accounting Policies

#### BASIS OF PREPARATION

The special purpose consolidated financial statements of ESNZ have been prepared based on a special purpose framework and therefore do not comply with generally accepted accounting practice in New Zealand ('NZ GAAP'). The special purpose financial statements are prepared in accordance with the accounting policies disclosed below.

The preparation of the financial statements serves to report the aggregated financial performance and position to the members of those ESNZ disciplines outlined in note 1 and therefore may not be suitable for another purpose.

#### MEASUREMENT BASIS

The financial statements are presented in New Zealand dollars (NZ\$) and all values are rounded to the nearest NZ\$.

The financial statements have been prepared on the historical cost basis, unless otherwise stated.

Historical cost is generally based on the fair value of the consideration given in exchange for goods and services. Expenses are recognised when incurred (on an accrual basis).

#### BASIS OF CONSOLIDATION

In preparing the special purpose consolidated financial statements, the results of the disciplines outlined in note 1 above have been added together and all inter-discipline transactions, balances, income and expenses are eliminated in full on consolidation.

ESNZ is also affiliated with regional clubs, branches, and area groups. The results of these entities have not been included in the consolidation.

#### ACCOUNTING POLICIES

The financial statements have been prepared in accordance with the accounting policies set out below. These accounting policies have been applied consistently to all periods presented in the financial statements. There were no changes in accounting policies during the year which have impacted the recognition and measurement of balances presented in the financial statements.

#### RECOGNITION OF REVENUE

Revenue is recognised to the extent that it is probable that the economic benefits or service potential will flow to ESNZ and the revenue can be reliably measured, regardless of when the payment is being made.

Revenue is measured at the fair value of the consideration received or receivable and represents amounts receivable for goods and services provided in the normal course of business, taking into account contractually defined terms of payment, net of discounts and GST.

The specific recognition criteria described below must also be met before revenue is recognised.

#### REVENUE FROM NON-EXCHANGE TRANSACTIONS:

##### *High Performance Sport New Zealand and Sport New Zealand Funding*

Funding from High Performance Sport New Zealand and Sport New Zealand is recognised as revenue when the conditions associated with the funding have been met, any funding received but not recognised as revenue is recognised as a liability until such time as the conditions associated with the funding have been met.

##### *Grants*

Grants are recognised as revenue when the requirements under the grant agreement have been met. Any grants for which the requirements under the grant agreement have not been completed are carried as liabilities until all the conditions have been fulfilled. This includes the wage subsidy received during the year.

### ***Sponsorships and Donations***

Sponsorships and donations are recognised as revenue when cash is receipted by ESNZ.

### **REVENUE FROM EXCHANGE TRANSACTIONS:**

#### ***Investment Income***

Interest income is recognised consistently through the financial year based on the effective interest rate applicable to the investment.

#### ***Membership Income***

Revenue received from membership subscriptions is recognised proportionately over the period to which they relate. Any unearned membership subscription funds are carried forward as deferred revenue on the statement of financial position.

#### ***Camping, Rent and Ground Fees***

Camping, Rent and Ground Fees are recognised as revenue when cash is receipted by ESNZ.

#### ***Other Income***

Other income includes provision of education, tours and events, sale of goods and services and sundry income. Other income is recognised as services are provided or the risks and rewards associated with goods sold are passed on to the customer.

#### ***Employee related costs***

Provision is made for benefits accruing to employees in respect of wages and salaries, annual leave, long service leave, and sick leave when it is probable that settlement will be required and they are capable of being measured reliably. Provisions made in respect of employee benefits are measured at their nominal values using the remuneration rate expected to apply at the time of settlement.

#### ***Financial Assets***

Financial assets are recognised when ESNZ becomes party to the contractual provisions of the financial instrument. Financial assets are classified as either financial assets at fair value through surplus or deficit or loans and receivables.

#### ***Financial Liabilities***

Financial liabilities include payables and term liabilities. Financial liabilities are initially measured at fair value net of transaction costs and are subsequently measured at amortised cost using the effective interest method. Interest expenses are recognised in surplus or deficit on an effective yield basis.

#### ***Cash and Cash Equivalents***

Cash and cash equivalents are short term, highly liquid investments that are readily convertible to known amounts of cash and which are subject to an insignificant risk of changes in value.

#### ***Accounts and Sundry Receivables***

Accounts and sundry receivables from exchange transactions are measured at amortised cost using the effective interest rate method and are reported net of provisions for impairment to reflect estimated recoverable amounts.

### ***Short Term Investments***

Short term investments comprise term deposits which have a term of greater than three months and less than 12 months and therefore do not fall into the category of cash and cash equivalents. These are measured at amortised cost using the effective interest rate method less impairment. Interest revenue is recognised by applying the effective interest rate. Short term investments are entered into generally for periods of 12 months or less and are therefore classified as current assets in the statement of financial position.

#### ***Foreign Currencies***

Transactions in foreign currencies are converted at the New Zealand rate of exchange ruling at the date of the transaction. At balance date foreign monetary assets and liabilities are translated at the closing rate and variations arising from these transactions are included in the statement of comprehensive revenue and expenses.

#### ***Property, Plant and Equipment***

Property, plant and equipment is recorded at cost less accumulated depreciation and any accumulated impairment losses. Costs includes expenditure that is directly attributable to the acquisition of the assets. Where an asset is acquired for no cost, or for a nominal cost, it is recognised at fair value at the date of acquisition.

An item of property, plant and equipment or investment property is derecognised upon disposal or when no further future economic benefits are expected from its use or disposal. Any gain or loss arising on de-recognition of the asset (calculated as the difference between the net disposal proceeds and the carrying amount of the asset) is included in revenue or expense in the year the asset is derecognised.

#### ***Depreciation***

Depreciation is calculated at the following rates reflecting the useful lives of the assets:

|                         | <b>Straight Line</b> | <b>Diminishing Value</b> |
|-------------------------|----------------------|--------------------------|
| Land and Buildings:     | 2% – 20%             | 2.5% – 20%               |
| Leasehold Improvements: | 2% – 20%             | 2.5% – 22%               |
| Plant and equipment:    | 10% – 20%            | 10 – 33%                 |

#### ***Intangible assets***

Intangible assets are recorded at costs less accumulated amortisation and any accumulated impairment losses. Costs include expenditure that is directly attributable to the acquisition of the assets.

Amortisation is recognised in surplus or deficit on a straight-line basis over the estimated useful life of the assets:

|          | <b>Straight Line</b> |
|----------|----------------------|
| Software | 10% – 20%            |

### **Impairments**

The carrying amount of the entity's non-financial assets are reviewed each balance date to determine whether there is any indication of impairment. If the estimated recoverable amount of an asset is less than its carrying amount the asset is written down to its estimated recoverable amount and an impairment loss is recognised immediately in the statement of comprehensive income. Impairment losses are reversed when there is a change in the estimates used to determine the recoverable amount.

### **Restricted Funds**

Restricted funds represent funds received and set aside to be used for various and specific purposes. The funds

are initially recognised as revenue from non-exchange transactions in the statement of comprehensive revenue and expenses in the period that the fund are received.

### **Operating Leases**

Operating lease payments, where the lessors effectively retain substantially all the risk and benefits of ownership of the leased items, are recognised as an expense in profit or loss on a straight line basis over the lease term.

### **Goods and Services Tax**

All amounts are stated exclusive of goods and services tax (GST) except for accounts payable and accounts receivable, which are stated inclusive of GST.

## **3. Other Operating Expenditure**

**Other operating expenditure is made up as follows:**

|                                       | <b>2023</b>      | <b>2022</b>      |
|---------------------------------------|------------------|------------------|
|                                       | <b>\$</b>        | <b>\$</b>        |
| Accommodation, meals and travel       | 401,726          | 210,608          |
| Administration                        | 183,076          | 55,283           |
| Advertising expenses                  | 45,771           | 51,707           |
| Bank charges                          | 4,734            | 10,890           |
| Camping, rent and ground expenses     | 625,943          | 358,257          |
| Coaching and training                 | 30,508           | 11,533           |
| Competitions and event expenses       | 662,046          | 353,317          |
| IT consultancy and support            | 196,033          | 247,268          |
| Legal expenses                        | 31,761           | 10,476           |
| Membership and registration expenses  | 49,946           | 43,114           |
| Other expenses                        | 482,620          | 208,612          |
| People Development                    | 45,549           | 49,518           |
| Prize money                           | 219,467          | 104,596          |
| Sponsor servicing                     | 9,657            | 10,777           |
| Stationery, photocopying and printing | 46,785           | 53,302           |
| Telephone expenses                    | 23,762           | 24,525           |
|                                       | <b>3,059,385</b> | <b>1,803,783</b> |



## 4. Property Plant and Equipment

|  | Land and<br>Buildings<br>\$ | Leasehold<br>Improvements<br>\$ | Plant and<br>Equipment<br>\$ | Total<br>\$      |
|--|-----------------------------|---------------------------------|------------------------------|------------------|
| <b>2023</b>                                    |                             |                                 |                              |                  |
| <b>Cost</b>                                    |                             |                                 |                              |                  |
| Opening cost at 1 June 2022                    | 4,261,478                   | 1,479,259                       | 1,222,140                    | 6,962,877        |
| Additions                                      | 113,534                     | 74,832                          | 111,341                      | 299,707          |
| <b>Closing cost at 31 May 2023</b>             | <b>4,375,012</b>            | <b>1,554,091</b>                | <b>1,333,481</b>             | <b>7,262,584</b> |
| <b>Accumulated Depreciation</b>                |                             |                                 |                              |                  |
| Accumulated depreciation at 1 June 2022        | 637,501                     | 803,969                         | 818,980                      | 2,260,450        |
| Depreciation charged for the year              | 108,098                     | 69,866                          | 103,154                      | 281,118          |
| <b>Accumulated depreciation at 31 May 2023</b> | <b>745,599</b>              | <b>873,835</b>                  | <b>922,134</b>               | <b>2,541,568</b> |
| <b>Net Book Value At 31 May 2023</b>           | <b>3,629,413</b>            | <b>680,256</b>                  | <b>411,347</b>               | <b>4,721,016</b> |
| <b>2022</b>                                    |                             |                                 |                              |                  |
| <b>Cost</b>                                    |                             |                                 |                              |                  |
| Opening cost at 1 June 2021                    | 4,116,456                   | 1,357,141                       | 1,144,353                    | 6,617,950        |
| Additions                                      | 145,022                     | 122,118                         | 77,787                       | 344,927          |
| Disposals                                      | 0                           | 0                               | 0                            | 0                |
| <b>Closing cost at 31 May 2022</b>             | <b>4,261,478</b>            | <b>1,479,259</b>                | <b>1,222,140</b>             | <b>6,962,877</b> |
| <b>Accumulated Depreciation</b>                |                             |                                 |                              |                  |
| Accumulated depreciation at 1 June 2021        | 530,132                     | 722,755                         | 736,174                      | 1,989,061        |
| Depreciation charged for the year              | 107,369                     | 81,214                          | 82,806                       | 271,389          |
| Accumulated depreciation reversed on disposal  | 0                           | 0                               | 0                            | 0                |
| <b>Accumulated depreciation at 31 May 2022</b> | <b>637,501</b>              | <b>803,969</b>                  | <b>818,980</b>               | <b>2,260,450</b> |
| <b>Net Book Value At 31 May 2022</b>           | <b>3,623,977</b>            | <b>675,290</b>                  | <b>403,160</b>               | <b>4,702,427</b> |

As at 31 May 2023 a leasehold property valued at \$320,000 had a first charge registered mortgage held.

## 5. Intangible Assets

|  | 2023           |                 |                | 2022           |                 |                |
|--|----------------|-----------------|----------------|----------------|-----------------|----------------|
|  | Software<br>\$ | Trademark<br>\$ | Total<br>\$    | Software<br>\$ | Trademark<br>\$ | Total<br>\$    |
| <b>Cost</b>                                      |                |                 |                |                |                 |                |
| Opening cost at 1 June                           | 231,284        | 1,200           | 232,484        | 291,284        | 1,200           | 292,484        |
| Additions  | 0              | 0               | 0              | 0              | 0               | 0              |
| Restatement                                      | 0              | 0               | 0              | (60,000)       | 0               | (60,000)       |
| <b>Closing cost at 31 May</b>                    | <b>231,284</b> | <b>1,200</b>    | <b>232,484</b> | <b>231,284</b> | <b>1,200</b>    | <b>232,484</b> |
| <b>Accumulated Amortisation</b>                  |                |                 |                |                |                 |                |
| Accumulated amortisation at 1 June               | 223,942        | 354             | 224,296        | 176,732        | 234             | 176,966        |
| Amortisation charged for the year                | 5,301          | 120             | 5,421          | 68,662         | 120             | 68,782         |
| Accumulated amortisation reversed on restatement | 0              | 0               | 0              | (21,452)       | 0               | (21,452)       |
| <b>Accumulated Amortisation at 31 May</b>        | <b>229,243</b> | <b>474</b>      | <b>229,717</b> | <b>223,942</b> | <b>354</b>      | <b>224,296</b> |
| <b>Net Book Value at 31 May</b>                  | <b>2,041</b>   | <b>726</b>      | <b>2,767</b>   | <b>7,342</b>   | <b>846</b>      | <b>8,188</b>   |

## 6. Receivables from exchange transactions

|                                    | 2023<br>\$     | 2022<br>\$     |
|------------------------------------|----------------|----------------|
| Accounts receivable                | 106,134        | 227,389        |
| Sundry receivables                 | 120,092        | 38,252         |
| Less: Provision for doubtful debts | (585)          | (585)          |
|                                    | <b>225,641</b> | <b>265,056</b> |

## 7. Loans and advances

|                                | 2023<br>\$     | 2022<br>\$     |
|--------------------------------|----------------|----------------|
| Opening balance                | 134,239        | 139,481        |
| Loans advanced during the year | 44,000         | 163,991        |
| Loans repaid during the year   | (63,603)       | (169,233)      |
| <b>Closing balance</b>         | <b>114,636</b> | <b>134,239</b> |

Loans and advances include any HorsePower Loans that may have been advanced to High Performance Squad riders. The HorsePower Loan application goes through a three-tiered approval process and the rider is required to sign a legally binding agreement with ESNZ which will stipulate the conditions of the loan. These loans are granted on a short-term basis and there were no loans outstanding at 31 May 2023 (2022: \$Nil) that had a repayment term exceeding 12 months.

## 8. Deferred revenue from exchange transactions

|                                       | 2023<br>\$     | 2022<br>\$     |
|---------------------------------------|----------------|----------------|
| Taupō Hunt Loan                       | 78,100         | 82,480         |
| Lease Revenue in advance              | 79,152         | 70,962         |
| Membership and Annual Starts          | 461,927        | 441,692        |
| Annual Conference received in advance | 7,889          |                |
| <b>Closing balance</b>                | <b>627,068</b> | <b>595,134</b> |

Included in deferred revenue from exchange transactions is an amount received from Taupō Hunt Incorporated, being a conditional grant to the National Equestrian Centre (Taupō) to assist with the construction of the indoor arena. Conditions include the use of a designated room in the indoor facility for a period of 25 years to 31 December 2040. Use of the room was granted for the first time in 2021. The current amount recognised as deferred revenue is \$78,100 (2022: \$82,480).

## 9. Term Liabilities

|                                   | 2023<br>\$     | 2022<br>\$     |
|-----------------------------------|----------------|----------------|
| Opening Balance                   | 275,398        | 388,341        |
| Interest charged                  | 5,812          | 4,475          |
| Repayments made during the period | (123,484)      | (117,418)      |
| <b>Closing Balance</b>            | <b>157,726</b> | <b>275,398</b> |
| Due within 1 Year                 | 80,269         | 168,697        |
| Due thereafter                    | 77,457         | 106,700        |
|                                   | <b>157,726</b> | <b>275,398</b> |

Term liabilities comprise of the following loans and finance leases:

1. Taupō Hunt Incorporated advanced \$250,000 to assist with the construction of the indoor arena. The loan is repayable over 10 years by monthly payments of interest and capital until 31 May 2027 at an interest rate of 5.25%. The amount outstanding as of 31 May 2023 is \$106,700 (2022: \$136,609).
2. Supporters of Fibre Fresh National Equestrian Centre (Taupō) extended two loans totalling \$300,000, for the completion of the indoor arena. These loans are interest free and are unsecured and are repayable on demand. The amount outstanding on 31 May 2023 is \$50,000 (2022: \$100,000).
3. During the year ESNZ made use of the Small Business Cashflow Loan made available because of the Covid-19 pandemic. An amount of \$35,200 was advanced on 5 June 2021 and is interest free for a period of 24 months. On 31 May 2022 this amount outstanding was \$31,600 and was repaid in full on 3 June 2022.
4. National Equestrian Centre (Christchurch) entered into a finance lease agreement on 12 August 2020 to purchase a mower. The term of the agreement is 36 months. Amount outstanding on 31 May 2023 is \$1,027 (2022: \$7,188).

## 10. Deferred Revenue from Non-exchange Transactions

|                           | 2023<br>\$     | 2022<br>\$     |
|---------------------------|----------------|----------------|
| High Performance Sport NZ | 656,296        | 930,542        |
| Sport NZ                  | 22,163         | 22,500         |
| Other                     | 3,583          | (56,889)       |
|                           | <b>682,042</b> | <b>896,153</b> |



## 11. Restricted Funds

|                                     | 2023<br>\$    | 2022<br>\$     |
|-------------------------------------|---------------|----------------|
| Opening balance                     | 123,367       | 123,043        |
| Interest recognised during the year | 1,879         | 594            |
| Grants paid during the year         | (93,136)      | (270)          |
| <b>Closing balance</b>              | <b>32,110</b> | <b>123,367</b> |
| <b>Restricted funds comprise:</b>   |               |                |
| Norwood Trust                       | 5,143         | 4,975          |
| WR Duncan                           | 25,857        | 25,009         |
| JN Lowry                            | 358           | 346            |
| Cresswell Fund                      | 752           | 93,037         |
|                                     | <b>32,110</b> | <b>123,367</b> |

The Norwood Trust was established in 1967. Interest income is intended to fund the prize for the Norwood Gold Cup competition at the Horse of the Year. Interest due on the term deposit of \$169 (2022: \$24) was recognised during the year.

The WR Duncan fund was established in 1989 with a bequest of \$15,000. Subsequently the balance in the European Tour and a bequest from the estate of JJ van Loghem have been added to the fund. Income is to be used for the training of technical officials across all disciplines on a rotational basis. The funds are invested in a term deposit on each year for a period of 12 months. The current investment matured on 8 June 2023 and was reinvested at an interest rate of 5.75% per annum (2022: 3.15%).

The JN Lowry Fund was established in 1962. The purpose of the fund was to provide the Lowry Medallion, that is awarded to the rider gaining the most points over the Horse of the Year Show. As the income earned on this fund no longer meets the annual cost of the medallion, income is not recorded separately and the cost of the medallion is met by ESNZ.

The Creswell Fund was established in 2014 pursuant to the terms of June Creswell's will. The fund was allocated to the Christchurch National Equestrian Centre for the construction of covered yards. The interest accumulated on the fund is to be used for prize money in the major Showjumping Nationals held at the Christchurch National Equestrian Centre.

## 12. Short Term Investments

|          | Effective<br>interest rate % | Maturity | 2023<br>Actual<br>\$ | 2022<br>Actual<br>\$ |
|----------|------------------------------|----------|----------------------|----------------------|
| TSB Bank | 4.10%                        | Oct-23   | 15,000               | 15,000               |
| TSB Bank |                              |          | 0                    | 65,000               |
| TSB Bank | 5.00%                        | Jul-23   | 260,000              | 60,000               |
| TSB Bank | 5.50%                        | Sep-22   | 30,000               | 30,000               |
| ANZ Bank | 4.00%                        | Aug-23   | 111,954              | 110,626              |
| ANZ Bank | 5.55%                        | Apr-24   | 153,735              | 149,985              |
| ANZ Bank | 4.10%                        | Jul-23   | 93,905               | 91,449               |
| ANZ Bank | 5.20%                        | Oct-23   | 100,000              | 100,000              |
| ANZ Bank | 5.10%                        | Dec-23   | 20,761               | 20,355               |
| ANZ Bank | 3.65%                        | Jun-23   | 12,770               | 12,619               |
| ANZ Bank | 5.40%                        | Feb-24   | 32,183               | 31,046               |
| ANZ Bank | 3.65%                        | Jul-23   | 50,000               | 0                    |
| ANZ Bank | 5.25%                        | Jan-24   | 50,000               | 0                    |
|          |                              |          | <b>930,308</b>       | <b>686,080</b>       |

## 13. Financial Instruments

|   | 2023<br>\$       | 2022<br>\$       |
|---|------------------|------------------|
| <b>Financial assets (Loans and Receivables)</b>       |                  |                  |
| Cash and cash equivalents                             | 2,901,540        | 3,316,907        |
| Receivables from exchange transactions                | 225,641          | 265,056          |
| Loans and advances - current                          | 114,636          | 134,239          |
| Term investments                                      | 930,308          | 686,080          |
| <b>Total financial assets</b>                         | <b>4,172,125</b> | <b>4,402,282</b> |
| <b>Financial liabilities (Held at amortised cost)</b> |                  |                  |
| Payables under exchange transactions                  | 467,178          | 222,273          |
| GST payable   | 65,271           | 83,311           |
| Term liabilities                                      | 157,727          | 275,397          |
| <b>Total financial liabilities</b>                    | <b>690,176</b>   | <b>580,981</b>   |

## 14. Related Parties

Related parties for ESNZ include entities that are directly, or indirectly, controlled by ESNZ through the exercise of significant influence over the other party. It also includes key management personnel that exercise significant influence over ESNZ.

Horse of the Year (Hawkes Bay) Ltd is a company incorporated on 20 June 2013 in which ESNZ has a 33% shareholding. The shareholding carries the right to appoint two directors. The Secretary General of ESNZ, Vicki Glynn was appointed as a director in June 2015 and the former President of ESNZ, Richard Sunderland was appointed as a director in April 2018. Each of the three shareholders provided shareholder loans of \$30,000 to establish the company. The shareholder loan to Horse of the Year Ltd was impaired in ESNZ financial statements in the year ended 31 May 2014. The Horse of the Year Ltd shareholder loan remains impaired as at 31 May 2023.

As stated in Note 1 there are disciplines whose results are consolidated into these financial statements. In addition, there are other potential related parties in the form of organising committees and area groups throughout New Zealand who are connected through the various disciplines but whose financial activities are not reflected in these statements.

### KEY MANAGEMENT REMUNERATION

The full-time equivalent remuneration paid to the individuals who are designated as key management is as follows:

|               | 2023<br>Number | \$      | 2022<br>Number | \$      |
|---------------|----------------|---------|----------------|---------|
| Management    | 4              | 592,308 | 5              | 528,817 |
| Board members | 12             | Nil     | 11             | Nil     |

Key management personnel consist of the Board and the Executive Management Team (which includes the Chief Executive).

## 15. Commitments

### OPERATING COMMITMENTS

At the balance date ESNZ had the following operating lease commitments:

|   | 2023<br>\$     | 2022<br>\$     |
|---|----------------|----------------|
| Commitments in respect of operating leases due:   |                |                |
| Within one year                                   | 61,507         | 77,760         |
| Later than one year but not later than five years | 108,765        | 129,720        |
| Later than five years                             | 287,655        | 310,896        |
|   | <b>457,927</b> | <b>518,376</b> |

As at 31 May 2023, ESNZ holds funds of \$217,460 (2022: \$214,485) on behalf of other parties. ESNZ has no right to these assets and is merely providing administrative services in respect of these amounts.

## 16. Post Balance Date Events

There were no events following balance date that has an impact on these financial statements. (2022: Nil).

## 17. Contingent Liabilities

There were no contingent liabilities at balance date (2022: Nil).



## Independent auditor's report

### To the Members of Equestrian Sport New Zealand Incorporated

#### Qualified Opinion

We have audited the financial statements of Equestrian Sports New Zealand Incorporated on pages 50 to 62, which comprise the balance sheet as at 31 May 2023, and the statements of profit or loss and changes in equity for the year then ended, and notes to the financial statements, including a summary of significant accounting policies.

In our opinion, except for the possible effects of the matter described in the Basis for Qualified Opinion section of our report, the accompanying financial statements of Equestrian Sports New Zealand Incorporated for the year ended 31 May 2023 are prepared, in all material respects in accordance with the accounting policies stated in Note 2.

#### Basis for Qualified Opinion

Control over the revenues from Camping, rent and ground fees prior to being banked is limited. It was not practicable to extend our examination of Camping, rent and ground fees beyond the accounting for amounts received as shown by the accounting records of the Entity, or to determine the effect of the limited control.

We conducted our audit in accordance with International Standards on Auditing (New Zealand) (ISAs (NZ)). Our responsibilities under those standards are further described in the Auditor's Responsibilities for the Audit of the Financial Statements section of our report. We are independent of Equestrian Sports New Zealand Incorporated in accordance with Professional and Ethical Standard 1 (Revised) Code of Ethics for Assurance Practitioners issued by the New Zealand Auditing and Assurance Standards Board, and we have fulfilled our other ethical responsibilities in accordance with these requirements. We believe that the audit evidence we have obtained is sufficient and appropriate to provide a basis for our opinion.

Other than in our capacity as auditor we have no relationship with, or interests in, Equestrian Sports New Zealand Incorporated.

#### Emphasis of Matter: Basis of Accounting

Without modifying our opinion, we draw your attention to the summary of accounting policies which describe the basis of accounting. The consolidated special purpose financial statements are prepared to assist the Board of Equestrian Sports New Zealand Incorporated (the 'Board') report on the consolidated financial performance and position of those disciplines listed in Note 1 of the consolidated special purpose financial statements. As a result, the consolidated special purpose financial statements may not be suitable for another purpose.

**Other information**

The Board is responsible on behalf of the Group for the other information. The other information comprises the information in the Annual Report that accompanies the consolidated special purpose financial statements and the audit report.

Our opinion on the consolidated special purpose financial statements does not cover the other information and we do not express any form of assurance conclusion thereon.

Our responsibility is to read the other information and consider whether it is materially inconsistent with the consolidated special purpose financial statements or our knowledge obtained in the audit or otherwise appears to be materially misstated. If so, we are required to report that fact. We have nothing to report in this regard.

**Board's responsibility for the consolidated special purpose financial statements**

The Board is responsible on behalf the Group for the preparation and fair presentation of the consolidated financial statements in accordance with the accounting policies set out in the statement of accounting policies of the consolidated special purpose financial statements, and for such internal control as the Board determine is necessary to enable the preparation of consolidated special purpose financial statements that are free from material misstatement, whether due to fraud or error.

In preparing the consolidated special purpose financial statements, the Board are responsible on behalf of the Group for assessing the Group's ability to continue as a going concern, disclosing, as applicable, matters related to going concern and using the going concern basis of accounting unless the Board either intend to liquidate the Group or to cease operations, or have no realistic alternative but to do so.

**Auditor's responsibilities for the audit of the consolidated special purpose financial statements**

Our objectives are to obtain reasonable assurance about whether the financial statements as a whole are free from material misstatement, whether due to fraud or error, and to issue an auditor's report that includes our opinion. Reasonable assurance is a high level of assurance, but is not a guarantee that an audit conducted in accordance with ISAs (NZ) will always detect a material misstatement when it exists. Misstatements can arise from fraud or error and are considered material if, individually or in the aggregate, they could reasonably be expected to influence the decisions of users taken on the basis of these financial statements.

As part of an audit in accordance with ISAs (NZ), we exercise professional judgement and maintain professional scepticism throughout the audit. We also:

- identify and assess the risks of material misstatement of the financial statements, whether due to fraud or error, design and perform audit procedures responsive to those risks, and obtain audit evidence that is sufficient and appropriate to provide a basis for our opinion. The risk of not detecting a material misstatement resulting from fraud is higher than for one resulting from error, as fraud may involve collusion,

forgery, intentional omissions, misrepresentations, or the override of internal control.

- obtain an understanding of internal control relevant to the audit in order to design audit procedures that are appropriate in the circumstances, but not for the purpose of expressing an opinion on the effectiveness of the Company's internal control.
- conclude on the appropriateness of the use of the going concern basis of accounting by the Board and, based on the audit evidence obtained, whether a material uncertainty exists related to events or conditions that may cast significant doubt on the Company's ability to continue as a going concern. If we conclude that a material uncertainty exists, we are required to draw attention in our auditor's report to the related disclosures in the financial statements or, if such disclosures are inadequate, to modify our opinion. Our conclusions are based on the audit evidence obtained up to the date of our auditor's report. However, future events or conditions may cause the Company to cease to continue as a going concern.
- evaluate the appropriateness of accounting policies used and the reasonableness of accounting estimates and related disclosures made by management. We communicate with the Board regarding, among other matters, the planned scope and timing of the audit and significant audit findings, including any significant deficiencies in internal control that we identify during our audit.

### **Restriction on Responsibility**

This report is made solely to the Members, as a body, in accordance with the rules of Equestrian Sports New Zealand Incorporated. Our audit work has been undertaken so that we might state to the Members those matters we are required to state to them in an auditor's report and for no other purpose. To the fullest extent permitted by law, we do not accept or assume responsibility to anyone other than the Members as a body, for our audit work, for this report, or for the opinions we have formed.

*PKF Kendons*

### **Kendons Chartered Accountants Limited**

Qualified Auditors • Lower Hutt • New Zealand  
18 September 2023



# ESNZ officers

*Patron*  
**Jennifer Millar CNZM**

*President*  
**Sue Hobson**

*Vice President*  
**Lynda Clark**

## ESNZ Board of Directors

**Sue Hobson** President  
**Lynda Clark** Vice President and Chair  
**Sarah Hazelwood** Dressage  
**Sue Reid** Endurance  
**Marg Evans** Eventing

**Penny Tapley** Jumping  
**Don Robertson** Appointed  
**Hannah Walton** Appointed  
**Ana Sever** Appointed  
**Lisa Marcroft** Appointed

## Honorary Life Members (+ Deceased)

|                          |                           |                       |
|--------------------------|---------------------------|-----------------------|
| Lord Willoughby Norrie † | P.T. Williams †           | Mrs G.P. Donnelley †  |
| R.S. Pilmer †            | H.V. Thompson †           | C McRae †             |
| J.N. Lowry †             | H.H. Morice †             | M. Tucker †           |
| A.G. Quartley †          | D.M. Crowther †           | T. White OBE †        |
| D Holden †               | T.I. Casley †             | P. Morris MNZM †      |
| W.R. Duncan †            | A.R. Caro †               | A.W.J. Hampton ONZM † |
| B.E. Kellier †           | Sir Ronald Trotter KNZM † |                       |
| B.G. Rutherford †        | H.R. Dutton †             |                       |
| Mr G.P. Donnelly †       | R.A. Hunter †             |                       |
| C Bolgar †               | G. Gilmour †              |                       |
| R.D. Dalley †            | R. Gapes †                |                       |
| H.W. Beatson †           | J. McCall †               |                       |

## Honorary Life Members

|                |                      |               |
|----------------|----------------------|---------------|
| N.D. Matheson  | J. Millar CNZM       | S. O'Brien    |
| A. (Gus) Meech | M. Leigh             | R. Sunderland |
| W. Scott       | C. Hodson            | J. Haskell    |
| J Wright MNZM  | K. Trotter           | R. Egarr      |
| M. Hain QSM    | Sir M. Todd KNZM CBE | A. Cameron    |
| K. Hansen      | W. Niederer          | G. Beker      |
| R. Ward-Smith  | M. Bayley            |               |
| B. Birnie      | B. Tait MBE          |               |

*Auditors*

**Kendons**

---

# Equestrian Sports New Zealand Staff

---

## National Office Team

*Chief Executive Officer* ★ Julian Bowden  
*General Manager Community and Participation* ★ Jo Colins  
*General Manager Finance & Operations* ★ Murray Ingram  
*Operations Manager* ★ Emma Gowan  
*Community Development Manager – Horse & Human Wellbeing* ★ Heidi Bulfin  
*Community Development Manager – Coaching & Youth* ★ Samantha Jones  
*Community Development Manager – Strengthen & Adapt* ★ Ashra McAvinue  
*Communications & Marketing Manager* ★ Katie Deane-Jackson (to March 2023) / Danni Mulrennan (from May 2023)  
*Accounts Officer* ★ Martin Freeman  
*Membership Services Manager* ★ Olivia Baggott  
*Membership Services Administrator* ★ Catherine Plimmer  
*International Intern* ★ Léna Dreux (May to August 2023)

## Sport Team

*Dressage Sport Manager* ★ Wendy Hamerton  
*Dressage Series Points Coordinator / Calendar* ★ Jos Gresham  
*Dressage Sponsorship Manager* ★ Amanda Condon (until January 2023)  
*Eventing Sport Manager* ★ Hayley Pickmere  
*Jumping Sport Manager* ★ Marilyn Thompson  
*Jumping Administrator* ★ Kirsten Hince  
*Para-Equestrian Sport Manager* ★ Samantha Jones

## High Performance Team

*High Performance General Manager & Eventing High Performance Manager (UK)* ★ Jonathan Paget  
*High Performance Operations Manager* ★ Warrick Allan  
*High Performance Operations* ★ Eliza Johns  
*High Performance Administrator (UK)* ★ Jacky Green  
*High Performance UK Events & Sponsorship Coordinator* ★ Ginny Loisel  
*Eventing High Performance Manager (NZ)* ★ Lizzie Green  
*Eventing High Performance Administrator (NZ)* ★ Yvette Lawson  
*Jumping High Performance Manager* ★ Oliver Edgecombe  
*Dressage High Performance Manager* ★ Penny Pearce  
*Endurance High Performance Leader* ★ Sue Reid  
*High Performance Media Liaison* ★ Diana Dobson

## National Equestrian Centres

*NEC Christchurch Caretaker* ★ Blue Clarke  
*NEC Christchurch Administrator* ★ Gail Power  
*NEC Taupō Caretaker* ★ Logan Brill  
*NEC Taupō Administration Manager* ★ Karen Hartnell  
*NEC Taupō Cleaner & Maintenance Support / Assistant Caretaker* ★ Peter Seebeck



**EQUESTRIAN SPORTS**  
NEW ZEALAND

Panama House  
22 Panama Street, 6011  
PO Box 6146, Marion Square,  
Wellington 6141, New Zealand

**+64 (4) 499 8994**  
**[nzequestrian.org.nz](http://nzequestrian.org.nz)**

