



RULES OF ESNZ DRESSAGE & NZPCA Dressage (Annex 10)

Effective 1st August 2021



EQUESTRIAN SPORTS NEW ZEALAND RULES FOR DRESSAGE EVENTS

PREAMBLE

The present Rules for Dressage Events (Version 8) are effective on 1st September 2021. As from this date, all other texts covering the same matter (other editions, and all other official documents) issued previously are superseded.

Although this booklet sets out the detailed rules of ESNZ Dressage (DNZ) for Dressage Events, it must be read in conjunction with the General Regulations of Equestrian Sports New Zealand Inc (ESNZ).

It is not possible to provide for every conceivable eventuality in these rules. If there is no rule to deal specifically with a particular circumstance, or if the nearest interpretation of the pertinent rule would result in an obvious injustice, ESNZ Dressage NZ will look to the FEI rules for Dressage for guidance. It is the duty of those responsible for making a final determination to make a decision based on common-sense and fair play, thus reflecting as closely as possible the intention of these Rules and of the General Regulations of the Equestrian Sport New Zealand Inc (ESNZ).

Where FEI Articles are inapplicable to New Zealand conditions, they have been omitted and /or replaced by rules specific to New Zealand.

These Rules and Regulations cannot be used either in principle, in whole or in part for the judging of competition unless that Organising Committee or body is affiliated to Equestrian Sports New Zealand.

Copyright 2021/2022 Equestrian Sports New Zealand Inc.

Equestrian Sports New Zealand | ESNZ Dressage
PO Box 6146
Marion Square
Wellington 6141
Phone: 04 499 8994

Email: nzef@nzequestrian.org.nz
dressage@nzequestrian.org.nz

Website www.nzequestrian.org.nz

Federation Equestre Internationale
Web site www.fei.org

FEI CODE OF CONDUCT FOR THE WELFARE OF THE HORSE



The FEI requires all those involved in international equestrian sport to adhere to the FEI's Code of Conduct and to acknowledge and accept that at all times the welfare of the Horse must be paramount and must never be subordinated to competitive or commercial influences.

The following points must be particularly adhered to:

1. General Welfare

a) Good Horse management: Stabling, feeding and training must be compatible with good Horse management practices. Clean and good quality hay, feed and water must always be available.

b) Training methods: Horses must only undergo training that matches their physical capabilities and level of maturity for their respective disciplines. They must not be subjected to any training methods which are abusive or cause fear.

c) Farriery and tack: Foot care and shoeing must be of a high standard. Tack must be designed and fitted to avoid the risk of pain or injury.

d) Transport: During transportation, Horses must be fully protected against injuries and other health risks. Vehicles must be safe, well ventilated, maintained to a high standard, disinfected regularly and driven by competent personnel. Competent handlers must always be available to manage the Horses.

e) Transit: All journeys must be planned carefully, and Horses allowed regular rest periods with access to food and water in line with current FEI guidelines.

2. Fitness to Compete

a) Fitness and competence: Participation in Competition must be restricted to fit Horses and Athletes of proven competence. Horses must be allowed suitable rest period between training and competitions; additional rest periods should be allowed following travelling.

b) Health status: No Horse deemed unfit to compete may compete or continue to compete. Veterinary advice must be sought whenever there is any doubt.

c) Abuse of doping and medication: Any action or intent of doping and illicit use of medication constitutes a serious welfare issue and will not be tolerated. After any veterinary treatment, sufficient time must be allowed for full recovery before Competition.

d) Surgical procedures: Any surgical procedures that threaten a competing Horse's welfare or the safety of other Horses and/or Athletes must not be allowed.

e) Pregnant/recently foaled mares: Mares must not compete after their fourth month of pregnancy or with foal at foot.

f) Misuse of aids: Abuse of a Horse using natural riding aids or artificial aids (eg whips, spurs, etc.) will not be tolerated.

3. Events must not prejudice Horse welfare

a) **Competition areas** Horses must be trained and compete on suitable and safe surfaces. All obstacles and competition conditions must be designed with the safety of the Horse in mind.

b) **Ground surfaces:** All ground surfaces on which Horses walk, train or compete must be designed and maintained to reduce factors that could lead to injury.

c) **Extreme weather:** Competitions must not take place in extreme weather conditions that may compromise welfare or safety of the Horse. Provision must be made for cooling conditions and equipment for after competing.

d) **Stabling at events:** Stables must be safe, hygienic, comfortable, well ventilated and of sufficient size for the type and disposition of the Horse. Washing –down areas and water must always be available.

4. Humane Treatment of Horses

a) Veterinary treatment:

Veterinary expertise must always be available at an Event. If a Horse is injured or exhausted during a Competition, the Athlete must stop competing and a veterinary evaluation must be performed.

b) Referral centres:

Wherever necessary, the Horse should be collected by ambulance and transported to the nearest relevant treatment centre for further assessment and therapy. Injured Horses must be given full supportive treatment before transport.

c) Competition injuries:

The incidence of injuries sustained in competition should be monitored. Ground surface conditions, frequency of Competitions and any other risk factors should be examined carefully to indicate ways to minimise injuries.

d) Euthanasia:

If injuries are sufficiently severe the Horse may need to be euthanized by a veterinarian as soon as possible on humane grounds and with the sole aim of minimising suffering.

e) Retirement:

Horses must be treated sympathetically and humanely when they retire from Competition.

5. Education:

The FEI urges all those involved in equestrian sport to attain the highest possible levels of education in their areas of expertise relevant to the care and management of the Competition Horse.

This Code of Conduct for the Welfare of the Horse may be modified from time to time and the views of all are welcomed. Particular attention will be paid to new research findings and the FEI encourages further funding and support for welfare studies.

EQUESTRIAN SPORTS NEW ZEALAND DRESSAGE

RULES PREAMBLE	2
FEI Code of Conduct	3
Table of Contents.....	5
INDEX.....	7
RULES FOR DRESSAGE	9
DEFINITIONS OF PACES AND MOVEMENTS	9
Article 401 - Object and General Principles of Dressage	9
Article 402 - The Halt & Salute	10
Article 403 - The Walk	11
Article 404 - The Trot	12
Article 405 - The Canter	15
Article 406 - Reinback	17
Article 407 - The Transitions.....	18
Article 408 - The Half Halts.....	18
Article 409 - The Changes of Directions.....	18
Article 410 - The Figures	19
Article 411 - Leg-Yielding	20
Article 412 - Lateral Movements.....	22
Article 413 - The Pirouette, Half-Pirouette and Turn on the Haunches ...	25
Article 414 - The Passage	27
Article 415 - The Piaffe	28
Article 416 - The Impulsion / The Submission	28
Article 417 - The Collection	30
Article 418 - The Position and Aids of the Athlete	31
CHAPTER II JUDGING, SCORING & CLASSIFICATION	32
Article 440 - Eligibility, Duties & Responsibility of Judges	32
Article 441 - Number, List & Placing of Judges.....	35
Article 442 - Ground Jury.....	38
Article 443 - Conferring.....	38
Article 444 - Scorer	38
Article 445 - Display of Marks	38
Article 446 - Classification of Competitions	39
Article 447 - Ride Off Deleted	
Article 448 - Retirement or Withdrawal.....	39
Article 449 - Marking.....	39
Article 450 - Conformation	39
Article 451 - Execution of the Test Errors of the Course & Test Unauthorised /Outside Assistance.....	41
Article 452 - Commanded Tests.....	44
Article 453 - Use of Voice	46
Article 454 - Lameness & Blood	46
Article 455 - Penalties for Contravention of Rules.....	46

CHAPTER III.....	48
DRESSAGE COMPETITIONS	48
Article 460 - Grading of Horses & Ponies.....	48
Article 461 - Eligibility of Horses and Ponies	49
Article 462 - Eligibility of Athletes(Refer also ESNZ GR Art 123).....	51
Article 462A - Eligibility for Competitions & Series.....	54
Article 463 - Downgrading of Horses & Ponies	54
Article 464 - Special Competitions.....	56
Article 465 – Prize Money.....	56
 CHAPTER IV	 58
PARTICIPATION	58
Article 470 - Use of Tests	58
Article 471 - Freestyle Competitions.....	58
Article 472 - Arena	56
Article 473 - Use of Arena	59
Article 474 - Prohibited Schooling	61
Article 475 - Veterinary Inspections & Examinations.....	62
Article 476 – Saluting Moved to Art 402	
Article 477 - Saddlery	62
Article 478 - Whips	71
Article 479 - Dress	72
Article 480 - Penalties for Contravening Articles 477 & 478.....	75
Article 481 - Penalties for contravening Article 479.....	76
Article 482 - Competing "Hors Concours"	77
Article 483 - Athletes Requiring Dispensations	77
Article 484 - Technical Delegates & Event Stewards	78
Article 485 - Presentation of Prizes	78
Article 486 - Athlete/horse/pony Ineligibility for events or competitions..	78
 ANNEX 1: EQUIPMENT & SADDLERY REFERENCE.....	 80
ANNEX 2: CLASSIFICATION OF DRESSAGE EVENTS.....	84
ANNEX 3: RIDER AGE GROUP COMPETITIONS.....	85
ANNEX 4: LEAD REIN COMPETITIONS.....	86
ANNEX 5: RIDERS COMPETING IN FOREIGN FEI EVENTS.....	87
ANNEX 6: ARENA SPECIFICATIONS.....	88
ANNEX 7: YOUNG DRESSAGE HORSE RULES.....	89
ANNEX 8: GOLD SILVER BRONZE CLASSIFICATION	96
ANNEX 9: ESNZ DRESSAGE RULES FOR ADMINISTRATION.....	99
ANNEX10: NZPCA DRESSAGE RULES.....	100

INDEX

	Art.	Page
Arena (Specifications for)	472	56
Arena (Use of)	473	57
Arena Diagrams & Measurements	Annex 6	85
Canter	405	15
Changes of Direction	409	18
Classification (of Competitions)	446	38
Classification of Dressage Events	Annex 2	81
Collection	417	30
Commanded Tests	452	43
Conferring (by Judges)	443	37
Conflict of Interest	440	32
Conformation	450	39
Counter-Canter	405	16
Diagonal (in Rising Trot)	404	14
Dispensations for Athletes	483	74
Downgrading of Horses & Ponies	463	52
Dress (of Athlete)	479	69
Eligibility of Horse & Ponies	461	47
Eligibility & Duties of Judges	440	32
Eligibility of Athletes	462	49
Eligibility of Athletes for Prizes	486	75
Errors in Results	486	75
Errors of the Course	451	40
Errors of the Test	451	40
Figures	410	19
Flying Change (of leg/lead at canter)	405	16
Freestyle Competitions	471	55
Grading of Horses & Ponies	460	46
Ground Jury	442	36
Half-Halt	408	18
Halt & Salute	402	10
Hors Concours (Participating as a non- competitor)	482	74
Impulsion	416	28
Lameness & Blood	454	44
Lateral Movements	412	22
Lead Rein Competitions	Annex 4	83
Leg Yielding	411	20
Marking (of Tests, including Freestyles)	449	38
Marks (Display of)	445	37
Number Grade and Placing of Judges	441	34
NZ Pony Club Association Dressage Rules	Annex 8	87
Objects and General Principles	401	9
Passage	414	27

	Art.	Page
Penalties for Contravening Dress Rules	481	73
Penalties for Contravening Saddlery Rules	480	72
Penalty Points for Contravention of the Rules	455	44
Piaffe	415	28
Pirouette and The Half Pirouette	413	25
Position and Aids of the Athlete	418	31
Presentation of Prizes	485	75
Prize Money	465	54
Prohibited Schooling	474	58
Rein Back	406	17
Retirement or Withdrawal	448	38
Rider Age Group Competitions	Annex 3	82
Riders Competing in Foreign FEI Events	Annex 5	84
Rules for Administration ESNZ By-Law 17	Annex 7	86
Saddlery	Annex 1	77
Saluting	402	10
Scorer	444	37
Simple Change (of leg/lead at canter)	405	16
Special Competitions	464	53
Spurs	479	71
Stewards	484	75
Submission	416	28
Technical Delegates	484	75
ESNZ Dressage Tests (Use of)	470	55
Transitions	407	18
Trot	404	12
Turn on the Haunches	413	25
Veterinary Inspection & Horse Examination	475	59
Voice (Use of)	453	44
Walk	403	11
Whips	478	68

EQUESTRIAN SPORTS NEW ZEALAND RULES FOR DRESSAGE

DEFINITIONS OF PACES AND MOVEMENTS

(Please note these definitions have been predominantly taken from the FEI rules.)

Article 401 - Object and General Principles of Dressage

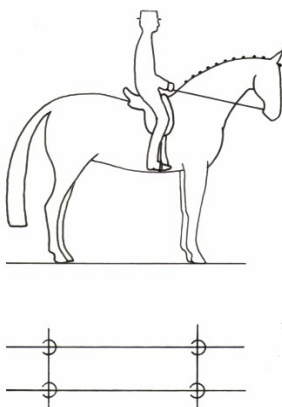
1. The object of dressage is the development of the horse into a happy Athlete through harmonious education. As a result, it makes the horse calm, supple, loose and flexible, but also confident, attentive and keen, thus achieving perfect understanding with the Athlete.
2. These qualities are demonstrated by:
 - 2.1 The freedom and regularity of the paces.
 - 2.2 The harmony, lightness and ease of the movements.
 - 2.3 The lightness of the forehand and the engagement of the hindquarters, originating from a lively impulsion.
 - 2.4 The acceptance of the bit, with submissiveness/throughness (Durchlässigkeit) without any tension or resistance.
3. The horse thus gives the impression of doing, of its own accord, what is required. Confident and attentive, submitting generously to the control of the Athlete, remaining absolutely straight in any movement on a straight line and bending accordingly when moving on curved lines.
4. The walk is regular, free and unconstrained. The trot is free, supple, regular and active. The canter is united, light and balanced. The hindquarters are never inactive or sluggish. The horse responds to the slightest indication of the Athlete and thereby gives life and spirit to all the rest of its body.
5. By virtue of a lively impulsion and the suppleness of the joints, free from the paralysing effects of resistance, the horse obeys willingly and without hesitation and responds to the various aids calmly and with precision, displaying a natural and harmonious balance both physically and mentally.
6. In all the work, even at the halt, the horse must be “on the bit”. A horse is said to be “on the bit” when the neck is more or less raised and arched according to the stage of training and the extension or collection of the pace, accepting the bridle with a light and consistent soft submissive contact.

The head should remain in a steady position, as a rule slightly in front of the vertical, with a supple poll as the highest point of the neck, and no resistance should be offered to the Athlete.

7. Cadence is shown in trot and canter and is the result of the proper harmony that a horse shows when it moves with well-marked regularity, impulsion and balance. Cadence must be maintained in all the different trot or canter exercises and in all the variations of these paces.
8. The regularity of the paces is fundamental to dressage.

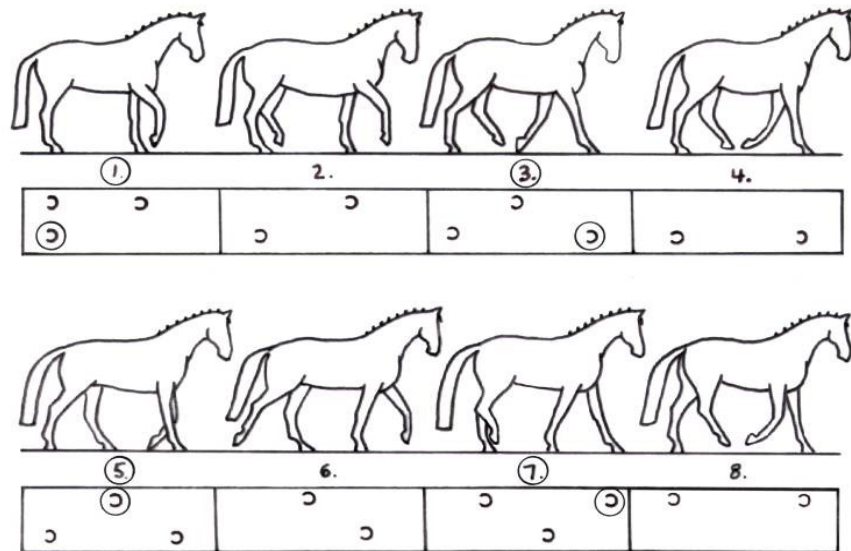
Article 402 - The Halt & Salute

1. At the halt the horse should stand attentive, engaged, motionless, straight and square with the weight evenly distributed over all four legs. The neck should be raised with the poll as the highest point and the nose line slightly in front of the vertical. While remaining “on the bit” and maintaining a light and soft contact with the Athlete’s hand, the horse may quietly chew the bit and should be ready to move off at the slightest indication of the Athlete. The halt must be shown for a minimum of three (3) seconds. The halt should be shown throughout the salute.
2. The halt is obtained by the displacement of the horse’s weight to the hindquarters by a properly increased action of the seat and legs of the Athlete, driving the horse towards a softly closed hand, causing an almost instantaneous but not abrupt halt at a previously fixed place. The halt is prepared by a series of half-halts (see transitions).
3. The quality of the paces before and after the halt is an integral part of the assessment.
4. At the salute, Athletes must take the reins in one hand. The head should be bowed while the other arm is held straight down to the side. In the case of two or more judges officiating on the competition, the salute is taken by the Chief Judge only. A whip may be held in either hand at the salute



Article 403 - The Walk

1. The walk is a marching pace in a regular and well-marked four time beat with equal intervals between each beat. This regularity combined with full relaxation must be maintained throughout all walk movements.
2. When the foreleg and the hind leg on the same side move almost on the same beat, the walk tends to become an almost lateral movement. This irregularity, which might become an ambling movement, is a serious deterioration of the pace.
3. The following walks are recognised: Medium walk, Collected walk, Extended walk and Free walk. There should always be a clear difference in the attitude and overtracking in these variations.
 - 3.1. **Medium walk.** A clear, regular and unconstrained walk of moderate lengthening. The horse, remaining “on the bit”, walks energetically but relaxed with even and determined steps, the hind feet touching the ground in front of the hoof prints of the forefeet. The Athlete maintains a light, soft and steady contact with the mouth, allowing the natural movement of the head and neck.
 - 3.2. **Collected walk.** The horse remains “on the bit”, moves resolutely forward, with its neck raised and arched and showing a clear self-carriage. The head approaches the vertical position and a light contact is maintained with the mouth. The hind legs are engaged with good hock action. The pace should remain marching and vigorous, the feet being placed in regular sequence. The steps cover less ground and are higher than at the medium walk, because all the joints bend more markedly. The collected walk is shorter than the medium walk, although showing greater activity.
 - 3.3. **Extended walk.** The horse covers as much ground as possible, without haste and without losing the regularity of the steps. The hind feet touch the ground clearly in front of the hoof prints of the forefeet. The Athlete allows the horse to stretch out the head and neck (forward and downwards) without losing contact with the mouth and control of the poll. The nose must be clearly in front of the vertical.
 - 3.4 **Free walk on a long rein.** The free walk is a pace of relaxation in which the Horse is allowed complete freedom to lower and stretch out his head and neck. The degree of ground cover and length of strides, with hind feet stepping clearly in front of the footprints of the front feet, are essential to the quality of the free walk.



The walk is a pace in four-beat rhythm with eight phases (numbers in circles indicate the beat)

- 3.5 **Stretching on a long rein.** This exercise gives a clear impression of the "throughness" of the horse and proves the balance, suppleness, obedience and relaxation. In order to execute the exercise "stretching on a long rein" correctly, the Athlete must lengthen the reins as the horse stretches gradually forward and downward. As the neck stretches forwards and downwards, the mouth should reach more or less to the horizontal line corresponding with the point of the shoulder. An elastic and consistent contact with the Athlete's hands must be maintained. The pace must maintain its rhythm, and the horse should remain light in the shoulders with the hindlegs well engaged. During the retake of the reins the horse must accept the contact without resistance in the mouth or poll.

Article 404 - The Trot

1. The trot is a two-beat pace of alternate diagonal legs (left fore and right hind leg and vice versa) separated by a moment of suspension.
2. The trot should show free, active and regular steps.
3. The quality of the trot is judged by general impression, ie the regularity and elasticity of the steps, the cadence and impulsion in both collection and extension. This quality originates from a supple back and well-engaged hindquarters, and by the ability to maintain the same rhythm and natural balance with all variations of the trot.
4. The following trots are recognised: Working trot, Lengthening of Steps, Collected trot, Medium trot and Extended trot.

- 4.1. **Working trot.** This is a pace between the collected and the medium trot, in which a horse's training is not yet developed enough and ready for collected movements. The horse shows proper balance and, remaining "on the bit", goes forward with even, elastic steps and good hock action. The expression "good hock action" underlines the importance of an impulsion originating from the activity of the hindquarters.
- 4.2. **Lengthening of steps.** This is a variation between the working and medium trot in which a horse's training is not developed enough for Medium trot.
- 4.3. **Collected trot.** The horse, remaining "on the bit", moves forward with the neck raised and arched. The hocks, being well-engaged and flexed, must maintain an energetic impulsion, enabling the shoulders to move with greater mobility, thus demonstrating complete self-carriage. Although the horse's steps are shorter than in the other trots, elasticity and cadence are not lessened.
- 4.4. **Medium trot.** This is a pace of moderate lengthening compared to the extended trot, but "rounder" than the latter. Without hurrying, the horse goes forward with clearly lengthened steps and with impulsion from the hindquarters. The Athlete allows the horse to carry the head a little more in front of the vertical than at the collected and the working trot, and to lower the head and neck slightly. The steps should be even, and the whole movement balanced and unconstrained.
- 4.5. **Extended trot.** The horse covers as much ground as possible. Without hurrying, the steps are lengthened to the utmost as a result of great impulsion from the hindquarters. The Athlete allows the horse to lengthen the frame and to gain ground whilst controlling the poll. The forefeet should touch the ground on the spot towards which they are pointing. The movement of the fore and hind legs should reach equally forward in the moment of extension. The whole movement should be well-balanced and the transition to collected trot should be smoothly executed by taking more weight on the hindquarters.
5. **Stretching on a long rein.** This exercise gives a clear impression of the "throughness" of the Horse and proves its balance, suppleness, obedience and relaxation. In order to execute the exercise "stretching on a long rein" correctly, the Athlete must lengthen the reins as the Horse stretches gradually forward and downward. As the neck stretches forwards and downwards, the mouth should reach more or less to the horizontal line corresponding with the point of the shoulder. An elastic and consistent contact with the Athlete's hands must be maintained. The pace must maintain its rhythm, and the Horse should

remain light in the shoulders with the hindlegs well-engaged. During the retake of the reins the Horse must accept the contact without resistance in the mouth or poll.

6. Sitting & Rising Trot

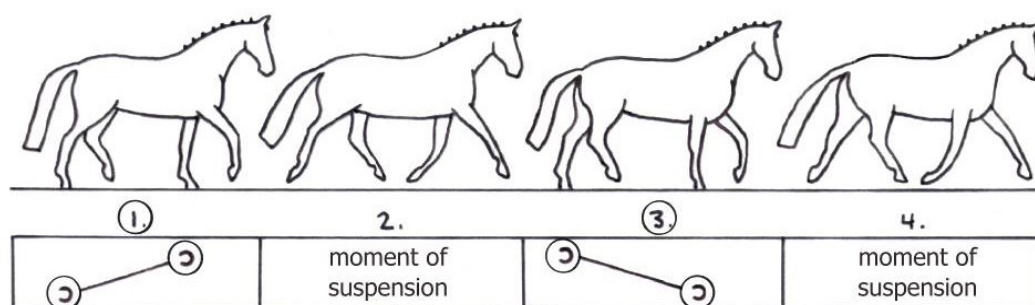
6.1 In all Introductory Tests, all trot movements are to be executed at rising trot. Transitions from walk to trot, trot to walk, trot to canter and canter to trot may be performed through sitting trot with the objective of performing a smooth transition

6.2 In all Preliminary & Novice Tests, trot movements may be executed either “sitting” or “rising” at the discretion of the Athlete, unless otherwise indicated in the test concerned.

6.3 In Elementary and higher-Level tests, all trot movements are executed “sitting”, unless otherwise indicated in the test concerned.

6.4 Diagonal (In Trot)

1. The near hind and off-forelegs of the horse are known as the right diagonal; the off hind and near fore as the left diagonal.
2. An athlete is said to be riding on the right diagonal when at the rising trot, his seat returns to the saddle as the horse's near-hind and off-fore come to the ground, and vice-versa.
3. The athlete should change the diagonal at every change of direction. It is optional whether he rides on the inside or the outside diagonal but must conform to the same one throughout.
4. When changing the rein at the rising trot from one quarter marker to another, the diagonal may be changed at the beginning or at the end of the movement, especially at the medium trot, so as not to interrupt the cadence.

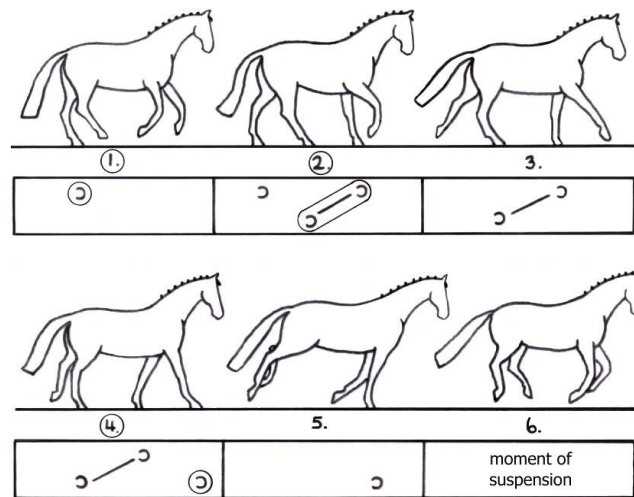


The trot is a pace in two-beat rhythm with four phases
(Numbers in circles indicate the beat)

Article 405 - The Canter

1. The canter is a three-beat pace where, in canter to the right, for example, the footfall is as follows: left hind, left diagonal (simultaneously left fore and right hind), right fore, followed by a moment of suspension with all four feet in the air before the next stride begins.
2. The canter, always with light, cadenced and regular strides, should be moved into without hesitation.
3. The quality of the canter is judged by the general impression, ie the regularity and lightness of the steps and the uphill tendency and cadence originating from the acceptance of the bridle with a supple poll and in the engagement of the hindquarters with an active hock action – and by the ability of maintaining the same rhythm and a natural balance, even after a transition from one canter to another. The horse should always remain straight on straight lines and correctly bent on curved lines.
4. The following canters are recognised: Working canter, lengthening of strides, Collected canter, Medium canter and Extended canter.
 - 4.1 **Working canter.** This is a pace between the collected and the medium canter, in which a horse's training is not yet developed enough and ready for collected movements. The horse shows natural balance while remaining "on the bit", and goes forward with even, light and active strides and good hock action. The expression "good hock action" underlines the importance of an impulsion originating from the activity of the hindquarters.
 - 4.2 **Lengthening of strides.** This is a variation between the working and medium canter in which a horse's training is not developed enough for medium canter.
 - 4.3 **Collected canter.** The horse, remaining "on the bit", moves forward with the neck raised and arched. The hocks, being well-engaged, maintain an energetic impulsion, enabling the shoulders to move with greater mobility thus demonstrating self-carriage and an uphill tendency. The horse's strides are shorter than in the other canters, without losing elasticity and cadence.
 - 4.4 **Medium canter.** This is a pace between the working and the extended canter. Without hurrying, the horse goes forward with clearly lengthened strides and impulsion from the hindquarters. The Athlete allows the horse to carry the head a little more in front of the vertical than at the collected and working canter, and at the same time allows the horse, to lower the head and neck slightly. The strides should be balanced and unconstrained.

- 4.5 **Extended canter.** The horse covers as much ground as possible. Without hurrying, the strides are lengthened to the utmost. The horse remains calm, light and straight as a result of great impulsion from the hindquarters. The Athlete allows the horse to lengthen the frame with a controlled poll and to gain ground. The whole movement should be well-balanced and the transition to collected canter should be smoothly executed by taking more weight on the hindquarters.
- 4.6 **Counter–canter.** The counter canter is a balancing and straightening movement that must be executed in collection. The horse canters in correct sequence with the outside foreleg leading with positioning to the side of the leading leg. The foreleg should be aligned to the same track as the hind leg.
- 4.7 **Change of leg at the canter.**
1. **Simple change of leg (lead) at the canter.** This is a movement in which, after a direct transition out of the canter into a walk, with three (3) to five (5) clearly defined steps, an immediate transition is made into the other canter lead.
 2. **Change of leg (lead) through trot.** This is a movement in which a transition from canter into trot is made, followed by three (3) to (5) five steps of trot and then a transition is made into the other canter lead
- 4.8 **Flying change of leg.** The flying change is performed in one stride with the front and hind legs changing at the same moment. The change of the leading front and hind leg takes place during the moment of suspension. The aids should be precise and unobtrusive. Flying changes of leg can also be executed in series at every 4th, 3rd, 2nd or at every stride. The horse, even in the series, remains light, calm and straight with lively impulsion, maintaining the same rhythm and balance throughout the series concerned. In order not to restrict or restrain the lightness, fluency and groundcover of the flying changes in series, enough impulsion must be maintained.
- Aims of flying changes:** To show the reaction, sensitivity and obedience of the horse to the aids for the change of leg.



The canter is a pace in three-beat rhythm with six (6) phases

Article 406 - Reinback

1. Rein back is a rearward diagonal movement with a two-beat rhythm but without a moment of suspension. Each diagonal pair of legs is raised and returned to the ground alternatively, with the forelegs aligned on the same track as the hindlegs.
2. During the entire exercise, the horse should remain “on the bit”, maintaining its desire to move forward.
3. Anticipation or precipitation of the movement, resistance to or evasion of the contact, deviation of the hindquarters from the straight line, spreading or inactive hind legs and dragging forefeet are serious faults.
4. The steps are counted as each foreleg moves back. After completing the required number of steps backward, the horse should show a square halt or move forward in the required pace immediately. In tests where a rein back of one horse’s length is required, it should be executed with three or four steps.
5. Reinback series (Schaukel) is a combination of two rein backs with walk steps in between. It should be executed with fluent transitions and the required number of steps.

Article 407 - The Transitions

1. The changes of pace and variations within the paces should be exactly performed at the prescribed marker. The cadence (except in walk) should be maintained up to the moment when the pace or movement is changed or the horse halts.

The transitions within the paces must be clearly defined while maintaining the same rhythm and cadence throughout. The horse should remain light in hand, calm, and maintain a correct position. The same applies to transitions from one movement to another, for instance from passage to piaffe or vice versa.

Article 408 - The Half Halts

1. Every movement or transition should be invisibly prepared by barely perceptible half halts. The half halt is an almost simultaneous, coordinated action of the seat, the legs and the hands of the Athlete, with the object of movements or transitions to lower and higher paces. By shifting slightly more weight onto the horse's hindquarters, the engagement of the hind legs and the balance on the haunches are improved for the benefit of the lightness of the forehand and the horse's balance as a whole.

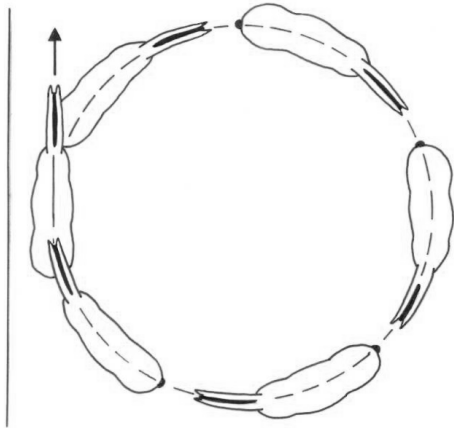
Article 409 - The Changes of Directions

1. At changes of direction, the horse should adjust the bend of his body to the curvature of the line it follows, remaining supple and following the indications of the Athlete, without any resistance or change of pace, rhythm or speed.
 2. Changes of directions can be executed in the following ways:
 - 2.1 Right-angled turn including riding through the corner (one quarter of a volte of approx. 6 metres).
 - 2.2 Short and long diagonal.
 - 2.3 Half voltes and half circles with change of rein.
 - 2.4 Half pirouettes and turn on the haunches.
 - 2.5 Serpentine loops.
 - 2.6 Counter-changes of hand (in zig-zag)*. The horse should be straight for a moment before changing direction.
- *Zig-zag: A movement containing more than two half-passes with changes of direction.

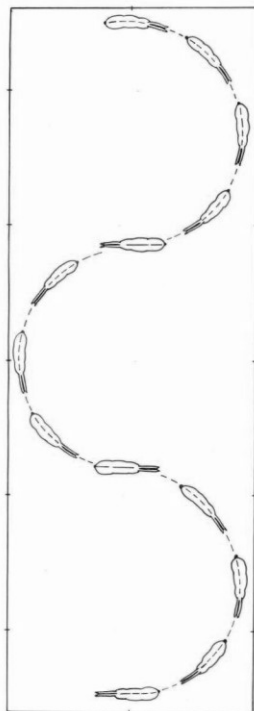
Article 410 - The Figures

1. The figures asked in dressage tests are the voltes, the serpentines and the figures of eight.

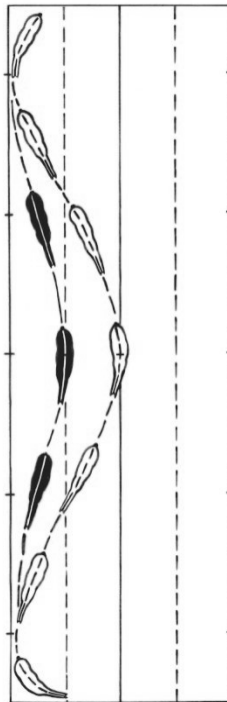
- 1.1 **The volte** is a circle of 6, 8 or 10 metres in diameter. If larger than 10 metres it is a circle.




- 1.2 **The Serpentine** with several loops touching the long side of the arena consists of half circles connected by a straight line. When crossing the centreline, the horse should be parallel to the short side (a). Depending on the size of the half circles, the straight connection varies in length. Serpentines with one loop on the long side of the arena are executed with 5-metre or 10-metre distance from the track (b). Serpentines around the centre line are executed between the quarter lines (c).



a

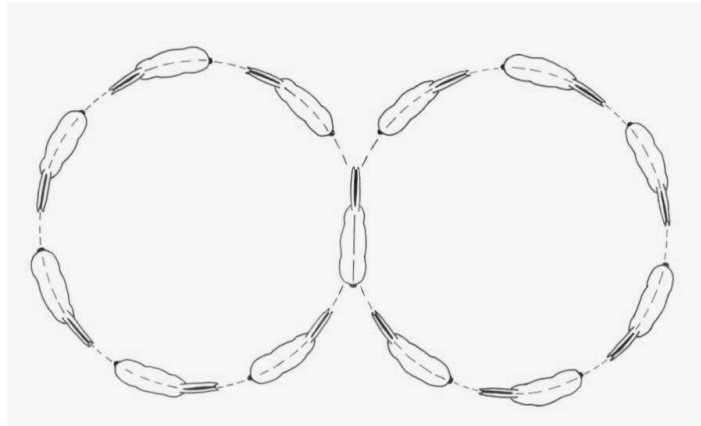


b



c

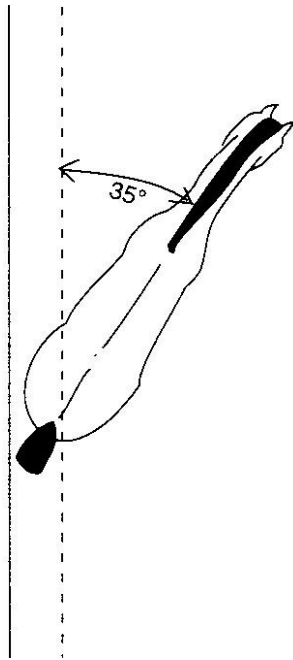
- 1.3 **Figure of eight** consists of two voltes or circles of equal size as prescribed in the test, joined at the centre of the eight. The Athlete should make his horse straight an instant before changing direction at the centre of the figure.



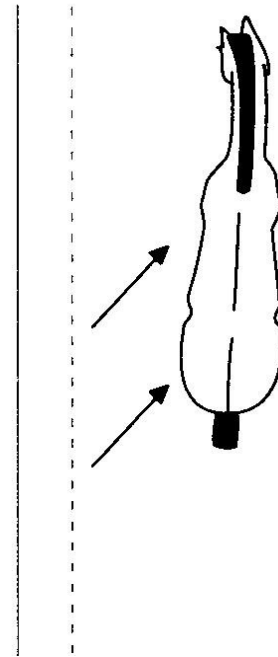
Article 411 - Leg-Yielding

1. The aim of leg yielding: To demonstrate the suppleness and lateral responsiveness of the horse.
2. Leg-yielding is performed in working trot. The horse is almost straight, except for a slight flexion at the poll away from the direction in which it moves, so that the Athlete is just able to see the eyebrow and nostril on the inside. The inside legs pass and cross in front of the outside legs. Leg-yielding should be included in the training of the horse before it is ready for collected work. Later on, together with the more advanced shoulder-in movement, it is the best means of making a horse supple, loose and unconstrained for the benefit of the freedom, elasticity and regularity of its paces and the harmony, lightness and ease of its movements.

Leg yielding can be performed “on the diagonal” in which case the horse should be as nearly as possible parallel to the long sides of the arena, although the forehand should be slightly in advance of the hindquarters. It can also be performed “along the wall” in which case the horse should be at an angle of about 35 degrees to the direction in which he is moving.



Leg yielding along the wall



Leg yielding on the diagonal

Article 412 - Lateral Movements

1. The main aim of lateral movements – except leg-yielding - is to develop and increase the engagement of the hindquarters and thereby also the collection.
2. In all lateral movements - shoulder-in, travers, renvers, and half-pass, the horse is slightly bent and moves on different tracks.
3. The bend or flexion must never be exaggerated so that it does not impair the rhythm, the balance and fluency of the movement.
4. In the lateral movements, the pace should remain free and regular, maintaining a constant impulsion, yet it must be supple, cadenced and balanced. The impulsion is often lost because of the Athlete's preoccupation with bending the horse and pushing it sideways.
5. **Shoulder-in** is performed in collected trot. The horse is ridden with a slight but uniform bend around the inside leg of the Athlete maintaining engagement and cadence and a constant angle of approx. 30 degrees. The horse's inside foreleg passes and crosses in front of the outside foreleg; the inside hind leg steps forward under the horse's body weight following the same track of the outside foreleg, with the lowering of the inside hip. The horse is bent away from the direction in which it is moving.
6. **Travers** can be performed in collected trot or collected canter. The horse is slightly bent round the inside leg of the Athlete but with a greater degree of bend than in shoulder-in. A constant angle of approximately thirty-five (35) degrees should be shown (from the front and from behind one sees four tracks). The forehand remains on the track and the quarters are moved inwards. The horse's outside legs pass and cross in front of the inside legs. The horse is bent in the direction in which it is moving. To start the travers, the quarters must leave the track or, after a corner or circle, are not brought back onto the track. At the end of the travers, the quarters are brought back on the track (without any counter-flexion of the poll/neck) as one would finish a circle.

Aims of travers: To show a fluent collected trot movement on a straight line and a correct bend. Front and hind legs are crossing, balance and cadence are maintained.

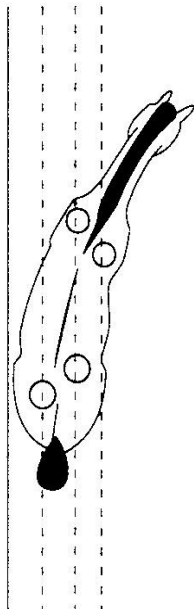
7. **Renvers.** Renvers is the inverse movement in relation to travers. The hindquarters remain on the track while the forehand is moved inward. To finish the renvers the forehand is aligned with the quarters on the track. Otherwise, the same principles and conditions that apply to the travers are applicable to the renvers. The horse is slightly bent around the inside leg of the Athlete. The horse's outside legs pass and cross in front of the inside legs. The horse is bent in the direction in which it is moving.

Aims of renvers: To show a fluent collected trot movement on a straight line with a greater degree of bend than in shoulder-in. Fore and hind legs cross, balance and cadence are maintained.

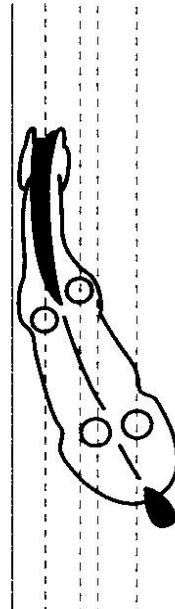
8. **Half pass.** Half-pass is a variation of travers, executed on a diagonal line instead of along the wall. It can be performed in collected trot (and in passage in a freestyle at the level permitted) or collected canter. The horse should be slightly bent around the inside leg of the Athlete and in the direction in which it is moving. The horse should maintain the same cadence and balance throughout the whole movement. In order to give more freedom and mobility to the shoulders, it is of great importance that the impulsion be maintained, especially the engagement of the inside hind leg. The horse's body is nearly parallel to the long side of the arena with the forehand slightly in advance of the hindquarters. In the trot, the outside legs pass and cross in front of the inside legs. In the canter, the movement is performed in a series of forward/sideways strides.

Aims of half-pass in trot: To show a fluent collected trot movement on a diagonal line with a greater degree of bend than in shoulder-in. Fore and hind legs cross, balance and cadence are maintained.

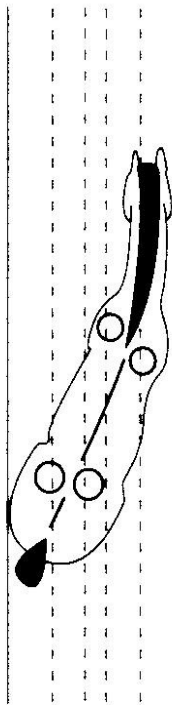
Aims of the half-pass in canter: To both demonstrate and develop the collection and suppleness of the canter by moving fluently forwards and sideways without any loss of rhythm, balance or softness and submission to the bend.



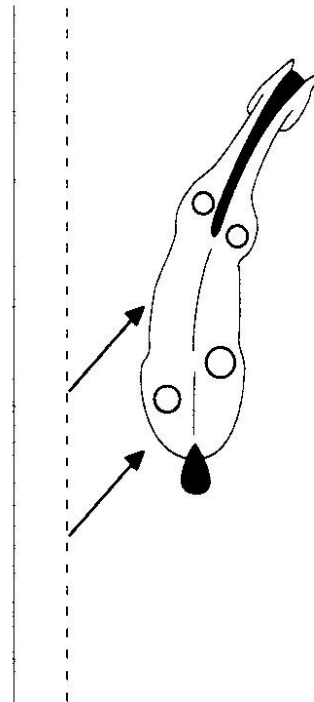
5. Shoulder in



6. Travers



8. Renvers



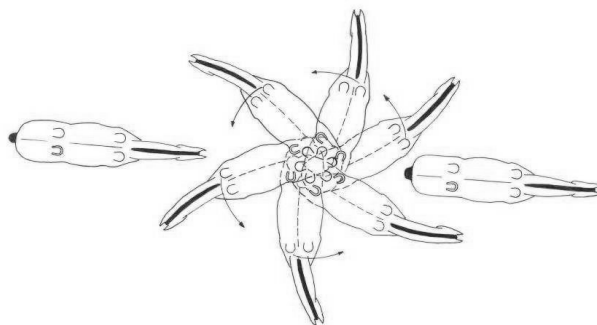
10 Half Pass

Article 413

The Pirouette, The Half-Pirouette and Turn on the Haunches

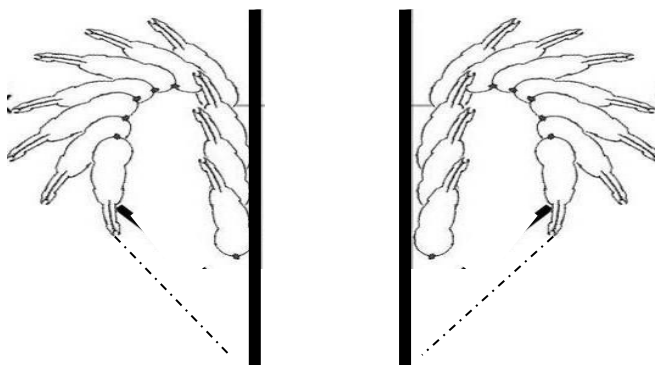
1. The Pirouette (half-pirouette) is a turn of 360 degrees (180 degrees) executed on two tracks, with a radius equal to the length of the horse and the forehand moving around the haunches.
2. Pirouettes (half-pirouettes) are usually carried out at collected walk or canter but can also be executed at piaffe.
3. At the pirouette (half-pirouette) the forefeet and the outside hind foot move around the inside hind foot. The inside hind leg describes a circle as small as possible.
4. At whatever pace the pirouette (half-pirouette) is executed, the horse, slightly bent in the direction in which it is turning, remaining “on the bit” with a light contact, turning smoothly around, and maintaining sequence and timing of footfalls of that pace. The poll remains the highest point during the entire movement.
5. During the pirouettes (half-pirouettes), the horse should maintain its activity (walk also included) and never move backwards or sideways.
6. In executing the pirouette or the half-pirouette in canter, the Athlete should maintain lightness of the horse while accentuating the collection. The horse’s hindquarters are well engaged and lowered and show a good flexion of the joints. An integral part of the movement is the quality of the canter strides before and after the pirouette. The strides should show an increased activity and collection before the pirouette and the balance should be maintained at the end of the pirouette.

Aims of the pirouette and half-pirouette in canter: To demonstrate the willingness of the horse to turn around the inside hind leg on a small radius, slightly bent in the direction of the turn while maintaining the activity and the clarity of the canter, the straightness and the balance before and after the figure and clear canter strides during the turn. In the pirouette or half-pirouette in canter, the judges should be able to recognize a real canter stride although the feet of the diagonal – inside hind leg, outside front leg – are not touching the ground simultaneously.



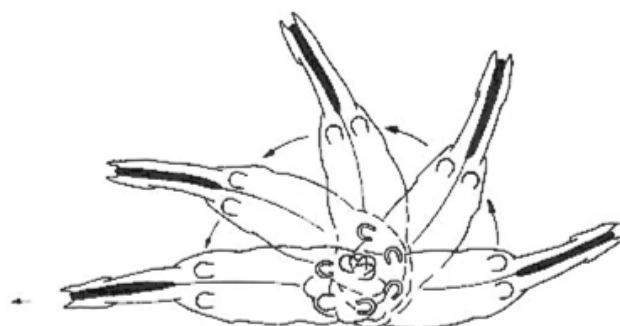
- 7 The quality of the pirouettes (half-pirouettes) is judged according to the suppleness, lightness and regularity, and the precision and smoothness of the entrance and exit. Pirouettes (half-pirouettes) in canter should be executed in six (6) to eight (8) strides – full pirouettes – and three (3) to four (4) strides – half-pirouettes.

8. **The 3m Working Half-Pirouette in Canter**



Aims of the working half-pirouette: To demonstrate the willingness of the horse to turn around the inside hind leg on an approximately 3m diameter, maintaining the fluency and forward tendency, slightly bent in the direction of the turn while maintaining the activity and the clarity of the canter, the balance before and after the figure and clear canter strides during the turn. This movement should be executed in 4 - 6 strides.

9. **Half-pirouettes in walk** (180 degrees) are executed out of collected walk with the collection being maintained throughout the exercise. When the horse exits the half-pirouette it returns to the initial track without crossing the hind legs.



Half-pirouette in walk

10. **Turn on the haunches from walk.** For younger horses that are still not able to show collected walk the “turn on the haunches” is an exercise to prepare the horse for collection. The “turn on the haunches” is executed out of medium walk prepared by half halts to shorten the steps a little and to improve the ability to bend the joints of the hindquarters. The horse does not halt before or after the turn. The “turn on the haunches” can be executed on a larger radius (approx. ½m) than the pirouette in walk, but the demands of the training scale concerning rhythm, contact, activity and straightness are the same.
11. **Turn on the haunches from halt to halt (180 degrees).** To maintain the forward tendency of the movement one or two forward steps at the beginning of the turn are permitted. The same criteria apply as for the turn on the haunches from walk.

Article 414 - The Passage

1. Passage is a measured, very collected, elevated and cadenced trot. It is characterised by a pronounced engagement of the hindquarters, a more accentuated flexion of the knees and hocks, and the graceful elasticity of the movement. Each diagonal pair of legs is raised and returned to the ground alternately, with cadence and a prolonged suspension.
2. In principle, the height of the toe of the raised forefoot should be level with the middle of the cannon bone of the other supporting foreleg. The toe of the raised hind foot should be slightly above the fetlock joint of the other supporting hind leg.
3. The neck should be raised and gracefully arched with the poll as the highest point and the nose line close to the vertical. The horse should remain light, and soft “on the bit” without altering the cadence. The impulsion remains lively and pronounced.
4. Irregular steps with the hind or front legs, swinging the forehand or the hindquarters from one side to the other, as well as jerky movements of the forelegs or the hind legs, dragging the hind legs or double beat in the moment of suspension are serious faults.

The aim of passage is to demonstrate the highest degree of collection, cadence and suspension in the trot.

Article 415 - The Piaffe

1. Piaffe is a highly collected, cadenced, elevated diagonal movement giving the impression of remaining in place. The horse's back is supple and elastic. The hindquarters are lowered; the haunches with active hocks are well engaged, giving great freedom, lightness and mobility to the shoulders and forehand. Each diagonal pair of legs is raised and returned to the ground alternately, with spring and an even cadence.
2. In principle, the height of the toe of the raised forefoot should be level with the middle of the cannon bone of the other supporting foreleg. The toe of the raised hind foot should reach just above the fetlock joint of the other supporting hind leg.
- . The neck should be raised and gracefully arched, with the poll as the highest point. The horse should remain "on the bit" with a supple poll, maintaining a soft contact. The body of the horse should move in a supple, cadenced and harmonious movement.
4. Piaffe must always be animated by a lively impulsion and characterised by perfect balance. While giving the impression of remaining in place, there may be a visible inclination to advance, this being displayed by the horse's eager acceptance to move forward as soon as it is asked.
5. Moving even slightly backwards, irregular or jerky steps with the hind or front legs, no clear diagonal steps, crossing either the fore or hind legs, or swinging either the forehand or the hindquarters from one side to the other, getting wide behind or in front, moving too much forward or double-beat rhythm are serious faults.

The aim of piaffe is to demonstrate the highest degree of collection while giving the impression of remaining in place.

Article 416 - The Impulsion / The Submission

1. **Impulsion** is the term used to describe the transmission of an eager and energetic, yet controlled, propulsive energy generated from the hind quarters into the athletic movement of the horse. Its ultimate expression can be shown only through the horse's soft and swinging back guided by a gentle contact with the Athlete's hand.
 - 1.1 Speed, of itself, has little to do with impulsion; the result is more often a flattening of the paces. A visible characteristic is a more pronounced articulation of the hind leg, in a continuous rather than staccato action. The hock, as the hind foot leaves the ground, should first move forward rather than being pulled upwards, but certainly not backwards.

A prime ingredient of impulsion is the time the horse spends in the air rather than on the ground. Impulsion is, therefore, seen only in those paces that have a period of suspension.

- 1.2 Impulsion is a precondition for a good collection in trot and canter. If there is no impulsion, then there is nothing to collect.

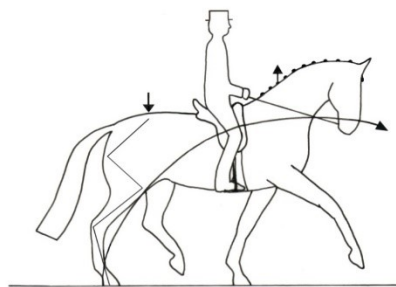
2. **Submission** does not mean subordination, but an obedience revealing its presence by a constant attention, willingness and confidence in the whole behaviour of the horse as well as by the harmony, lightness and ease it is displaying in the execution of the different movements. The degree of the submission is also demonstrated by the way the horse accepts the bit, with a light and soft contact and a supple poll. Resistance to or evasion of the Athlete's hand, being either "above the bit" or "behind the bit" demonstrate lack of submission. The main contact with the horse's mouth must be through the snaffle bit.

- 2.1. Putting out the tongue, keeping it above the bit or drawing it up altogether, as well as grinding the teeth or agitation of the tail, are mostly signs of nervousness, tension or resistance on the part of the horse and must be taken into account by the judges in their marks for every movement concerned, as well as in the collective mark.
- 2.2. The first thought when considering submission is willingness, that the horse understands what is being asked of it and is confident enough in the Athlete to react to the aids without fear or tension.
- 2.3. The horse's straightness, uphill tendency and balance enable it to stay in front of the Athlete's legs and go forward into an accepting and self-carrying contact with the bit. This is what really produces the picture of harmony and lightness.

The fulfilling of the main requirements/movements of a Dressage test is the main criterion for submission.

Article 417 - The Collection

1. The aim of the collection of the Horse is:
 - a) To further develop and improve the balance and equilibrium of the horse, which has been more or less displaced by the additional weight of the Athlete.
 - b) To develop and increase the horse's ability to lower and engage its hindquarters for the benefit of the lightness and mobility of its forehand.
 - c) To add to the “ease and carriage” of the horse and to make it more pleasurable to ride.
2. Collection is developed through the use of half-halts and the use of lateral movements shoulder-in, travers, renvers and half pass. Collection is improved and achieved by the use of the seat and legs and containing hands to engage the hind legs. The joints bend and are supple so that the hind legs can step forward under the horse's body.
3. However, the hind legs should not be engaged so far forward under the horse, that they shorten the base of support excessively, thereby impeding the movement. In such a case, the line of the back would be lengthened and raised too much in relation to the supporting base of the legs, the stability would be impaired and the horse would have difficulty in finding a harmonious and correct balance.
4. On the other hand, a horse with an over-long base of support, which is unable or unwilling to engage its hind legs forward under its body, will never achieve acceptable collection, characterised by “ease and carriage” as well as a lively impulsion originating from the activity of the hindquarters.
5. The position of the head and neck of a horse at the collected paces is naturally dependent on the stage of training and, to some degree, on its conformation. It is distinguished by the neck being raised without restraint, forming a harmonious curve from the withers to the poll, which is the highest point, with the nose slightly in front of the vertical.
6. At the moment the Athlete applies his aids to obtain a momentary and passing collecting effect, the head may become more or less vertical. The arch of the neck is directly related to the degree of collection.



The Collection

Article 418 - The Position and Aids of the Athlete

1. All the movements should be obtained with imperceptible aids and without apparent effort of the Athlete. The Athlete should be well-balanced, elastic, sitting deep in the centre of the saddle, smoothly absorbing the movement of the horse with his loins and hips, supple thighs with the legs steady and stretched well down. The heels should be the lowest point. The upper part of the body should be tall and supple. The contact should be independent from the Athlete's seat. The hands should be carried steadily close together, with the thumb as the highest point and a straight line from the supple elbow through the hand to the horse's mouth. The elbows should be close to the body. All of these criteria enable the Athlete to follow the movements of the horse smoothly and freely.
2. The effectiveness of the Athlete's aids determines the precise fulfilment of the required movements of the tests. There shall always be the impression of a harmonious co-operation between horse and Athlete.
3. Riding with both hands is obligatory at Dressage Events. When leaving the arena at a walk on long rein, after having finished the test the Athlete may, at his own discretion, ride with only one (1) hand.

Apart from the halt and salute, where the athlete must take the reins in one hand, **riding with the reins in both hands is obligatory**, but a discreet 'pat on the neck' for a well performed exercise, or for reassurance, is perfectly acceptable (as is the situation of an athlete needing to wipe a fly from their eye, or other situations such as adjusting clothing, saddle pads etc).

However, if the rider intentionally takes the reins into one hand in order to use either the reins or the other hand to produce more impulsion from the horse, or to promote applause from the spectators during the test, it will be considered a fault and will be reflected in the mark for both the movement and the collective mark.

Freestyles

Riding with one hand is permitted in Freestyles

Reference Document:

Directives for assessing the degree of difficulty in Freestyles Tests

<https://inside.fei.org/fei/disc/dressage/useful-docs>

4. The use of the voice or clicking the tongue repeatedly is a fault. Refer to sanctions/penalties DR Article 453.

Article 419 –Deleted.

CHAPTER II

JUDGING, SCORING & CLASSIFICATION

To be read in conjunction with current ESNZ General Regulations and the FEI General Regulations and FEI Dressage Rules which govern FEI Dressage Events, Competitions, and Event Officials.

Article 440 – Eligibility, Duties & Responsibilities of Judges

For all ESNZ graded competitions the Chief Judge must either be an ESNZ listed judge, or a foreign national judge approved by Dressage NZ.(see also ESNZ GR's Art 135)

1. **Eligibility:** The ESNZ Dressage Judge must:
 - 1.1 have knowledge of the principles of Dressage and the ESNZ Rules; and
 - 1.2 be classified from List G to A according to his or her competence; and
 - 1.3 be qualified to judge to the highest level their List allows. (As per Art. 441); and
 - 1.4 undertake any training and testing and meet any requirements set by ESNZ Dressage for each List of Judge.
2. An ESNZ Dressage Judge is always representing ESNZ Dressage and ESNZ.
3. An ESNZ Dressage Judge must avoid any actual or perceived conflict of interest. An ESNZ Dressage Judge must have a neutral, independent and fair position towards riders, owners, trainers, organizers and other officials and integrate well into a team. Financial and or personal interest must never influence his/her way of judging.
4. No ESNZ Dressage Judge may officiate at a competition if their duties will involve a conflict of interest subject to the following:
 - 4.1 A Judge must declare, to the OC, their interest in any Athlete or horse competing at National events (e.g. NCH, HOY, or Competitions at an event which are designated as ESNZ national titles) and other named events specified by Dressage NZ that the Judge has trained within six months preceding the event;
 - 4.2 A Judge must declare, to the OC, their interest in any person or horse competing at Regional Events and ICH that the Judge has trained within two months preceding the event.

- 4.3 At all Events a Judge must declare, to the OC, their interest in any horse competing that they have owned/part-owned or have any business interest in within the twelve months preceding the event.
- 4.4 When a Judge has declared any interest under Article 440.4.1 4.2 and/or 4.3 the OC will then allocate that judge to competitions in which the horse and/ Athlete do not take part.
5. For the purposes of subsections 4.1-4.4 (inclusive):
- i. “Trained” refers to any training within the specified stand down period;
 - ii. “Training” has its usual plain English meaning and includes coaching, teaching & schooling, whether remunerated or not;
 - iii. In the event of any dispute as to whether a Judge has trained a horse or person the OC will make a final determination as to whether the Judge has trained a horse or rider and is subject to Article 440.
6. The ESNZ Dressage Judges sub-committee in conjunction with the OC (or FEI where applicable), and within the schedule approved by the ESNZ Dressage Board, will appoint the Judges for the New Zealand Dressage Championships and the Grand Prix Dressage Horse of the Year.
- 7. Duties & Responsibilities of the ESNZ Dressage Judge**
- 7.1 Judges are responsible for the judging of each individual competition and adjudicating any matters that may fall within their jurisdiction as defined under the ESNZ General Regulations and ESNZ Dressage rules.
- Examples: Confusion over entry to the arena, lateness for start time without a reason acceptable to the Chief Judge, exceptional disturbance to the test or if the welfare of the horse is being compromised.
- 7.2 If there are two or more Judges officiating on a competition, one Judge must be appointed as the Chief Judge.

- 7.3 The use of electronic communication, including mobile phones, is forbidden while judging.
- 7.4 Alcohol must not be consumed by judges until they have completed judging for that day's competition.

Article 441 - Number, List, & Placing of Judges

441.1 Listing Classification Table

Article 441 - Number, List & Placing of ESNZ Dressage Judges					
It is recommended that there be a minimum of two judges on all competitions where possible, but one judge is permitted as defined in the table below					
Small Tour = Level 7, Medium Tour = Level 8, Big Tour = Level 9.					
When two judges are on a class, one should be placed at C and the second at either E or B (space permitting)					
	Training Events	Non-Graded Events	Graded Classes at Local Events	Regional Events & ICH	NCH & Named Events
ESNZ Trainee	Alone: Introductory	Alone: Introductory	Not Applicable	Not Applicable	Not Applicable
G Level	Alone: Introductory & Preliminary	Alone: Introductory & Preliminary	Preliminary <i>accompanied by</i> another judge G level or above	Preliminary <i>accompanied by</i> another judge E level or above	Not Applicable
F Level	Alone: Introductory to Novice inclusive	Alone: Introductory to Novice inclusive	Alone: Preliminary to Novice inclusive	Preliminary to Novice inclusive <i>accompanied by</i> another judge E level or above	Not Applicable
E Level	Alone: Introductory to Medium inclusive	Alone: Introductory to Medium Inclusive	Alone: Preliminary to Elementary inclusive Medium <i>accompanied by</i> another judge E level or above	Preliminary to Medium inclusive <i>accompanied by</i> another judge E level or above	Not Applicable
D Level	Alone: Introductory to Advanced Medium inclusive	Alone: Introductory to Advanced Medium inclusive	Alone: Preliminary to Advanced Medium inclusive	Preliminary to Advanced Medium inclusive <i>accompanied by</i> another judge of the relevant level.	Preliminary to Advanced Medium inclusive, <i>accompanied by at</i> least two judges, both C level or above

	Training Event	Non-Graded Event	Graded Classes at Local Events	Regional Event & ICH	NCH & Named Events
C Level	Alone: Introductory to Advanced inclusive	Alone: Introductory to Advanced inclusive	Alone: Preliminary to Advanced Medium inclusive Advanced <i>accompanied by</i> at least one further judge qualified at the relevant level.	Preliminary to Advanced inclusive <i>accompanied by</i> at least one judge at the relevant level.	Preliminary to Advanced inclusive <i>accompanied by</i> at least two judges C level or above (min three (3) judges)
B Level	Alone: Introductory to Small tour inclusive	Alone: Introductory to Small tour inclusive	Alone: Introductory to Small tour inclusive. Medium Tour & Big Tour <i>accompanied by</i> a B level or above (min two (2) judges)	Preliminary to Small tour inclusive <i>accompanied by</i> at least one judge at the relevant level. (min two (2) judges)	Preliminary to Small tour inclusive <i>accompanied by</i> at least two judges of the relevant level (min three (3) judges)
A Level	Alone: All levels	Alone: All levels	Alone: All levels alone	Alone: Preliminary to Small tour inclusive Medium & Big tour <i>accompanied by</i> at least two judges of relevant (min three (3) judges)	Preliminary to Big tour, inclusive <i>accompanied by</i> at least two judges of the relevant level (min three (3) judges)

2. The Judge(s) should sit between 3 and 5 metres from the outside of the arena. If the dimensions of the competition area do not permit the Judge to sit at least three (3) metres from the edge of the arena then the Judge should sit as far from the edge of the arena as possible.
3. When two Judges are officiating, the Chief Judge must be placed on or as near to the prolongation of the centre line (C) as possible. The second Judge must be placed as near as possible to the prolongation of the centre line, or at M, H, B or E. (M and H placed as referred to in Article 441.4. Where possible the second judge should sit at E or B.
4. When three Judges are officiating, the Chief Judge will be on the prolongation of the Centre line (C), the two others (M and H) 2.5 metres from and on the inside of the prolongation of the long sides. When three judges are used, one may sit on the long side at B or E.
If two of the judges sit at C and M, the third judge will sit at E. If two of the judges sit at C and H, the third judge will sit at B.
5. When five Judges are officiating, the two side Judges must be placed at B and E respectively.
6. Under exceptional circumstances and more particularly for indoor competitions, exceptions as to the positioning of Judges, may be made by the Technical Delegate or the Ground Jury.
7. Should exceptional circumstances mean the correct number and/or grade of judge are not available to officiate in a competition, the President of the Ground Jury may allow the competition to proceed with less than the minimum required number and/or grade of judges for that competition. If the OC does not make a request for this exemption to the President of the Ground Jury and the incorrect number and or grade of judges officiate, the results of the competition will be invalid for grading purposes.

Article 442 - Ground Jury

1. In all events run under these Rules the Judges for each individual class shall be the Ground Jury for that class
2. The members of the Event Ground Jury must be nominated before the start of the Event
3. In the case of protest or complaint refer to Chapter 9 of the ESNZ General Regulations (Legal System)
4. NZPCA Ground Jury and Appeal Committee: Refer Annex 8 Para A.

Article 443 - Conferring

1. Judges must not confer during a competition except when a List F or G Judge is a member of the panel and requests to confer with the Chief Judge under special circumstances.

Article 444 - Scorer

1. An official should be appointed to check that all movements have been marked as per the test sheet and that the Judge/s have signed the test sheets
2. Scorers and/or any official of a competition responsible for the collating and publication of competition results must ensure such collating and publication is done so in accordance with Articles 445, 446, 448, 449 and 454. Scorers and/or officials must ensure the Judge/s are informed of a tie prior to the publication of the results of a competition.

Article 445 - Display of Marks

1. The percentage awarded to the competitors by each Judge must be displayed under the Judge's own name, as well as the percentage gained from the total marks possible for final classification in the competition.
2. Organising committees must notify riders of the time that the official results are deemed to be announced by writing the time on the result sheet when the official result is officially posted by the OC.
3. Online entry scores and results are provisional until the OC has verified and posted the official result

Article 446 - Classification of Competitions

1. The winner is the competitor having obtained the highest total points.
2. In the case of equality of marks in any competition, the higher collective marks will determine the higher placing. If the competitors are still equal then the co-efficient marks will determine the placings. If there is still an equality of points, the competitors are given the same placing.
3. Freestyle Tests: If two competitors have the same final total, the one with the higher marks for Artistic Presentation will be the winner. If they are still equal on the marks for Artistic Presentation then the competitors are given the same placing.

Article 447 – Ride Off (Deleted)

Article 448 - Retirement or Withdrawal

1. Once the test has been completed (ie the final halt at the end of the test) it is not permissible for the Athlete withdraw or retire from that competition.

Article 449 - Marking

1. All movements, and certain transitions from one to another, which have to be marked by the Judges, are numbered on the Test sheets.
2. Each movement/transition is marked from 10 to 0 by each Judge, 10 being the highest mark and 0 the lowest. Decimal marks of 0.5 may be used for all movements and collective marks in all levels of tests.
3. The scale of marks is as follows:

10 Excellent	4 Insufficient
9 Very good	3 Fairly bad
8 Good	2 Bad
7 Fairly good	1 Very bad
6 Satisfactory	0 Not executed**
5 Sufficient	

** "Not executed" means that practically nothing of the required movement has been performed.

4. Collective marks are awarded, after the competitor has finished their performance, as indicated on the test. Each collective mark is awarded from 10 to 0. Decimals of 0.5 may be used.

In Freestyle competitions half marks (0.5) may be used for all technical marks and 0.1 decimals may be used for the artistic marks.

5. The collective marks and certain difficult and/or infrequently repeated movements, may be given a coefficient and is specified on the official test.
6. Any corrected mark must be initialled by the judge who made the correction.
7. Judges marks must be recorded in ink.
8. If the Judge for any reason does not realise until the competitor has the arena, that one or more marks have been omitted they must:
 - i. Adjust as necessary the position of their marks and comments on their sheet to accord with the movements actually performed; and
 - ii. Give to each of the movements not marked, a mark equal to the average of the collective marks entered at the bottom of the score sheet (average to the nearest, 0.5 to be rounded upwards).
 - iii. A judge must record the penalty for error of course on the test sheet. The decision as to whether an error of course has been made will be at the sole discretion of the Chief Judge. The other Judges' scores will be adapted accordingly (refer Art 451.6).

Article 450 - Conformation

1. Unless it is a requirement of the category or type of competition, the conformation of the horse or pony is not to be taken into account when judging a competition.

Article 451 – EXECUTION OF THE TESTS

1. Errors of The Course & Test

- 1.1. Subject to Article 451(3) when a competitor makes an "error of course" (eg takes the wrong turn, omits a movement etc) the Chief Judge warns the rider by sounding the bell.
- 1.2. After ringing the bell, if necessary, the Chief Judge advises the rider the point at which the rider must take up the test again and the next movement to be executed then leaves the rider to continue the test.
- 1.3. In cases when a rider makes an "error of the course" the sounding of the bell would unnecessarily impede the fluency of the performance (eg if the competitor makes a transition from medium trot to collected walk at V instead of K, or, cantering up the centre line from A, makes a pirouette at D instead of at L) it is up to the Chief Judge to decide whether to sound the bell or not. However, if the bell is not sounded for an "error of the course" and the test requires the same movement to be repeated on the opposite rein and the rider again makes the same error, the rider is only penalised once.
- 1.4. When a horse or pony enters the arena at the wrong pace the bell will be sounded, as for an error of the course, when the horse is halted. The competitor will be sent out of the arena to restart the test.
- 1.5. With the exception of Article 451(3) every "error of the course", whether the bell is sounded or not, must be penalised the first time by 2 points, the second time by 4 points and the third time with elimination, although the rider may continue their test to the end with the marks being awarded in the ordinary way.
- 1.6. The decision as to whether an "error of the course" has been made will be at the sole discretion of the Judge at C. The other Judges scores will be adapted accordingly.
- 1.7. When a rider makes an "error of the test" (eg trots rising instead of sitting, at the salute does not take the reins in one hand), they must be penalised as for an "error of the course".
- 1.8. In principle a rider is not allowed to repeat a movement of the test unless the Chief Judge notifies an error of the course by sounding the bell. If, however, the rider has started the execution of a movement and tries to do the same movement again, the judge/s must consider the first movement shown and penalise for an error of the course.

- 1.9. If the Judge/s have not noted an error of the course during the time the rider completes the test, the rider has the benefit of the doubt and no penalty may apply.
- 1.10. Penalty points are recorded on each Judge's sheet and deducted from the total points obtained by the rider from each Judge.
- 1.11. In a movement which must be carried out at a certain point of the arena, it should be done at the moment when the rider's body is above this point except in transitions where the horse approaches the letter from a diagonal or is perpendicular to the point where the letters are positioned, in which case, the transitions must be done as the horse's nose reaches the track at the letter so that the horse is straight in the transition. This includes the execution of the flying changes
- 1.12. The rider has 45 seconds from the sounding of the bell to commence the test. The test commences from the point the horse proceeds on the centre line. If the test is not commenced within 45 seconds of the sounding of the bell the rider will be penalised 2 points per judge. If the test is not commenced within 60 seconds of the sounding of the bell the rider will be eliminated
- 1.13. Any fall of the horse and/or rider between the entry at A and the end of the test at the final salute, will entail elimination from that test, and the rider may not remount to leave

If there is a fall of horse and/or rider after the final halt and salute this will not entail elimination and the rider may not remount to leave the arena

In case of a fall of an athlete and/or horse at any time in the competition **arena, in the practice arena, or elsewhere within the grounds of the event**, the athlete must be checked by the event's medical service (or by a medical doctor if the medical service is not available) before he/she may be permitted to take part in the next round or competition at the event

Before the horse and rider may continue at the event, the Chief Judge or representative of the OC must

- i. Must send the rider to the designated first aid official for assessment of injury. Refer to ESNZ Concussion Policy
- ii. may send the horse to be assessed for injury by a vet or event steward

- 1.14. If after the horse and Athlete combination has entered the arena, the Athlete dismounts without a reason acceptable to the Chief Judge, the penalty will be elimination.
- 1.15. A horse leaving the arena with all four (4) feet between the time of commencement of the test and the time of exit from the arena will be eliminated, unless the arena surround is intermittent or marked by a line in which case elimination is at the discretion of the Chief Judge An exception to this rule is when a horse is required to recommence a test pursuant to article 451(1.4)
- 1.16. A test begins with the entry at A and ends after the salute at the end of the test as soon as the horse moves forward. Any incidents before the beginning or after the end of the test have no effect on the marks. However, if a competitor leaves the arena in any other way than that prescribed in the text of the test, this may be considered a disciplinary matter at the discretion of the Chief Judge
- 1.17. Resistance. Any resistance which prevents the continuation of the test longer than twenty (20) seconds will result in elimination. However, resistance that may endanger the Athlete, Horse, Officials or the public will result in elimination for safety reasons earlier than within twenty (20) seconds. This also applies to any resistance before entering the Dressage arena, or when leaving the arena
- 1.18. The Chief Judge may stop a test at any point and eliminate the rider if for any reason the Judge believes it is contrary to the best interests of the horse and/or rider to continue the test

451.2 Unauthorised & Outside Assistance

- 2.1 Any intentional outside intervention is considered assistance to a rider or horse and is penalised by elimination. This includes but is not limited to: Assistance by voice, signs, earphone and/or electronic communication devices. A smart watch may be worn but must not be used as a communication device
- 2.2 Mounted riders may have their horse attached to a lead line when at walk when proceeding to or from the warmup area. Riders may not be led when mounted in the warmup area
- 2.3 Horses can be led into and out of the warmup arena but once in the warmup arena the groom is to take the horse off the lead

- 2.4 Mounted riders may have their horse attached to a lead when proceeding to and from the competition area but not in or around the competition arena. This will be considered outside assistance and will entail elimination.
- 2.5 Any assistance to get the horse into the dressage arena or the area directly around the arena including being led by another horse around the arena is considered outside assistance. (Not applicable for riders with exemption cards or for riders competing in lead rein competitions)
- 2.6 Where commanders are permitted, it is the responsibility of the competitor to ensure that only the printed text, or extracts thereof, are read out and that no other form of assistance is given. E.g. signal, remarks or inflexion of the voice. The caller may read each movement once or twice only. Failure to observe this rule may entail elimination

Article 452 - Commanded Tests

- 1. All tests may be commanded with the exception of the following which must be ridden from memory:
 - 1.1 The NZ Dressage Championship Grade Finals for ESNZ National titles;
 - 1.2 NZ Youth Rider Championship Finals for ESNZ National titles;
 - 1.3 Dressage Horse of the Year Title classes;
 - 1.4 All FEI tests being ridden under ESNZ rules which are the equivalent of NZ Level 7 and above ie Small Tour, Young Rider tests, Medium Tour, Big Tour & U25 Grand Prix
 - 1.5 Any series or competition/s which Dressage New Zealand may from time to time stipulate must be ridden from memory. It must be stated in the series conditions and / or event schedule which competitions may not be commanded.
- 2. Competitors must provide their own Commander.
- 3. The Commander must stand still outside the Arena opposite either B or E.
- 4. If the commander causes the rider to make an error of the course the rider will be penalised in accordance with Article 451.
- 5. If, in the opinion of the Judge/s, the Commander makes any variation from the text of the test or does anything to assist the rider

by signal, remarks or inflexion of the voice, a penalty may be recorded equal to that of the error of the course that would have occurred had the assistance not been given.

Article 453 - Use of Voice

Repetitive use of voice or clicking of the tongue will result in a 2-point penalty per fault for each Judge, but they are not cumulative and will not result in Elimination (including Freestyle tests)

It is the responsibility of the Judge at C to decide whether a penalty should be applied and the other judges sheets should be marked accordingly to ensure consistency

Refer Art 451 Penalties

Article 454 – Lameness & Blood

1. Any horse that shows lameness while competing will be eliminated. The Chief Judge will ring the bell to stop the test and explain the reason for the elimination to the rider. There is no appeal against this decision
2. If there are any doubts as to the soundness of a horse or pony, the Athlete will be allowed to complete the test and any unevenness of pace will be severely penalised.
3. If the judge at C suspects fresh blood anywhere on the horse during the test, the Judge will stop the horse by sounding the bell to check for blood. If the horse shows fresh blood, it will be eliminated from that class. The elimination is final. However the horse may perform later in other class/es if there is no fresh blood or lameness. If the Judge, through examination, decides that the horse has no fresh blood, the horse may resume and finish the test.

Article 455 - Penalties for Contravention of Rules

1. The penalty for a contravention of these rules will range from a two-point deduction for each occurrence of a minor infringement, such as incorrect dress; to elimination for major infringements, such as forbidden tack or when stated explicitly in the rule concerned.
2. Subject to Article 454, in the case of elimination the rider will complete the test and be notified of elimination at the end of the test.
3. Penalty points will be deducted from the final score and will not count as errors of course.
4. The following table sets out the penalties which apply under these rules (refer Article 481 for table of penalties which apply to the use of forbidden/incorrect tack and dress):

PENALTIES	
Commanding: Having a test commanded (called) when this is not permitted (Art 452)	Elimination
Commanding: Commanders reading anything other than the printed word or extracts from the test or emphasising any part of the command (Art 452.5)	Penalties for an error of the course for each instance
Course Error (First) per Judge	2-point penalty
Course Error (Second) per Judge	4-point penalty
Course Error (Third) Ref Art 451.5	Elimination
Error of Test: When a competitor makes an “error of the test” ie: trots rising instead of sitting, at the salute does not take the reins in one hand, etc... he/she must be penalised as for an “error of course”.	Appropriate (course) error. (1 st , 2 nd , 3 rd)
Dismounting: Rider dismounting for reason unacceptable to the judge or falling from the horse in a test. Ref Art 451.13 and 451.14	Elimination
Entering arena when not competing	Elimination or Disqualification
Entering arena before signal At discretion of Chief judge	2-point penalty per judge
Art 451 12 Failure to Enter Arena (Commence the test) : At discretion of Chief Judge, failing to enter the arena after 45 secs and up to 60 secs	2-point penalty per judge
Art 451.12 Failure to Enter Arena (Commence the test) : At discretion of Chief judge, failing to enter more than 60 secs after signal to start	Elimination
Freestyle Tests: Exceeding 45 seconds before entering the arena	2-point penalty per judge at discretion of Chief Judge
Freestyle Tests: Rider does not enter arena within 20 seconds of start of the music in freestyle tests refer Art 471.3	2-point penalty per judge
Freestyle Tests: Exceeding Time Allowed in F/Style Refer Art 471.3	0.5% point penalty per judge from Artistic mark
Fall of horse (Article 451.13)	Elimination
Lameness: If the judges consider the horse is lame in the test Ref Art 454	Elimination
Leaves Arena: Horse places all four feet outside arena where surround is continuous ART 451.5	Elimination
Leaves Arena: Horses places all four feet outside arena where surround is intermittent or marked by a line ART 451.5	Elimination at discretion of Chief Judge
Resistance: The horse refuses to continue for 20 seconds (or sooner if the CJ deems a safety issue) consecutively in a test. Ref Art 451.17	Elimination
Repeating a movement (penalise as error of course and mark first attempt only) Art 451.8	Appropriate (course) error. (1 st , 2 nd , 3 rd)
Intentional unauthorised (outside) assistance by voice or signs, etc, designed to help a competitor improve their performance Ref Art 451.18.	Elimination
Voice – Repetitive Use of voice or clicking of the tongue Ref Art 453	2-point penalty per movement per judge
Mounted riders being led around or in the competition arena (ART 451.2.4)	Elimination
Riding with Earphones and /or other communication devices	Elimination

CHAPTER III

DRESSAGE COMPETITIONS

Article 460 - Grading of Horses & Ponies

1. Dressage competitions are divided into six grades and nine levels.
2. Subject to Article 460.3 when a horse/pony gains 30 points in any level as defined in the table below, that horse/pony may not compete in any level below that grade:

Introductory	Non-Graded only	
Level 1 / Grade 1	Preliminary	Less than 30 points in Grade 2 or above
Level 2 / Grade 2	Novice	Less than 30 points in Grade 3 or above
Level 3 / Grade 3	Elementary	Less than 30 points in Grade 4 or above
Level 4 / Grade 4	Medium & Pony FEI Tests	Less than 30 points in Grade 5 or above
Level 5 / Grade 5	Advanced Medium	Less than 30 points in Grade 6 or above
Level 6 / Grade 6	Advanced	Less than 30 points in Grade 7 or above
FEI Levels / Grades 7-9		
Level 7 (Small Tour)	FEI YR Tests, PSG, Int I, Int I Freestyle	
Level 8 (Medium Tour)	Int A/B, Int A/B Freestyle	
Level 9 (Big Tour)	Int II, U 25 GP, GP, GP Special, GP Freestyle	

3. FEI Levels (Grades 7-9) Horses may compete in any grade/level of test within Levels 7-9 at any event regardless of points earned.
4. Subject to the exceptions under Article 460, a horse or pony will receive grading points for qualifying percentages received in individual dressage competitions, run under the rules of the FEI or ESNZ or the rules of a National Federation affiliated to the FEI, in the levels set out in Article 460.2.
5. Grading Points will be awarded on a percentage basis as follows:

57.00% to 59.99%	1 point	67.00% to 69.99%	5 points
60.00% to 62.99%	2 points	70.00% to 74.99%	7 points
63.00% to 66.99%	3 points	➤ 75.00%	10 points

6. Rider age group classes where any grade of horse and /or pony may enter, will accrue grading points at the level of the competition.
7. Percentages received by horses/ponies competing in any non-graded competition do not count for Grading Points.
8. Grading points are taken as at the evening prior to the commencement of an event.

9. All points earned during an event will be added to the horses grading points at the level at which they were earned.
10. Ponies and horses may compete in all competitions unless the schedule states otherwise and classes for both categories are offered.
11. The Person Responsible for making an entry is responsible for ensuring that the horse/pony is eligible for the competition/s in which they are making the entry.
12. Test of choice competitions are permitted at Training and Local Events.
13. Test of Choice Competitions may be run as graded or non -graded. If the competition is graded, the correct number and List of Judges must officiate. The results must be forwarded to ESNZ and include the level and test ridden and percentage gained by each horse/rider.
14. If Test of Choice grading results are submitted to National Office electronically, each Test (regardless of number of competitors) must be submitted as a separate class to ESNZ. This will result in a winner & place getters, if any, for each test regardless of the Test of Choice classification awarded at the event. If results are not submitted in this way, the ESNZ database upload programme is unable to automatically upload the results and no grading points will be recorded.

**Article 461 - Eligibility of Horses and Ponies
(Refer also ESNZ General Regulations Chapter III)**

1. All horses and ponies must be registered with ESNZ when competing in any graded competition, with the exception that foreign horses and riders need not be registered if competing as part of a Foreign National representative team.
2. Foreign owned horses or horses imported from three years of age or over (age based on official foaling dates see Art 461.3 will be classified as Grand Prix (Level 9), unless a certificate from the National Federation of its country of origin is sent to ESNZ giving either, its records of competition or a statement that the horse has never been registered for competition. The horse may then be graded in accordance with these Rules.
3. For the purposes of determining a horse/pony age under these Rules, an official foaling date of 1st August applies to Southern Hemisphere born horses and 1st January for Northern Hemisphere born horses.

4. Subject to Article 461.3
 - 4.1 a horse must be at least three years of age, before competing in any competition run under these Rules.
 - 4.2 The age of all horses and ponies entered for Young Dressage Horse or Pony Classes must be verified by evidence to prove the age of the horse or pony
 - 4.3 Horses wishing to qualify to represent ESNZ at the FEI World Breeding Championships for Young Dressage Horses must be registered with a stud book recognized by the WBFSH.
5. A horse/pony must be:
 - 5.1 at least seven years of age before competing in Grade 7 (Small Tour)
 - 5.2 at least eight years of age before competing in Grades 8 & 9 (Medium Tour & Big Tour)
6. The Person Responsible for making an entry is responsible for ensuring that the horse/pony is eligible for the competition/s in which they are making the entry
7. With the exception of Age Group and/or Training Classes, horses/ponies may compete in any grade starting with the lowest grade which the horse is currently graded.
8. Organising Committees may control entries by restricting the number of starts per Athlete/Horse each day. Such a restriction must be advertised in the event schedule. However horses/ponies cannot be restricted to one grade and are eligible to start at more than one Grade per day providing the horse/pony is eligible for each grade level.
9. With the exception of Horse/Pony or Athlete Age Group Championships, it is recommended that for National and Island Titles, a horse or pony or Athlete may only contest one Title in one level

10. Subject to meeting the criteria for entry, Horses and Ponies may compete on equal terms. However if classes restricted to pony riders are offered, ponies and pony riders may only compete in the pony classes. Exceptions may be approved by Dressage NZ for national series or competitions run under special conditions.

Article 462 - Eligibility of Athletes (Refer also ESNZ GR Art 123)

1. Riders competing in graded competitions must be Child or Full members of ESNZ.
2. Riders competing in non-graded competitions must be Introductory, Child, or Full Members of ESNZ or pay an ESNZ casual membership fee per each day of the event entered.

3. Age of Athletes

In competitions and events run under ESNZ Dressage Rules

- 3.1 The official age of an athlete for the competition season is determined by the age of the rider at 1 August in each calendar year. The competition season is defined as being from 1 August in each calendar year until 31 July in the following calendar year.
- 3.2 Athletes may take part in competitions on a horse (measuring over 148cm) from the beginning of the calendar year in which they turn twelve (12) years.
- 3.3 Youth Riders (U25) include riders from the beginning of the calendar year in which they turn twelve years (12) until they turn twenty-five (25) years of age. If a rider turns twenty-five (25) on or after 1 August they may continue to compete in Youth competitions until 31 July in the following calendar year.
- 3.4 Young Riders. Young Riders include riders from the beginning of the calendar year in which they turn twelve years (12) until they turn twenty-one (21) years of age. If a rider turns twenty-one (21) on or after 1 August they may continue to compete in Young Rider competitions until 31 July in the following calendar year
- 3.5 Age restricted Competitions may be organised at the discretion of the OC subject to specification in the event schedule eg 12-16yrs, 17-20 yrs, 14-18yrs, 21-25yrs

3.6 Pony Riders

- 3.6.1 Riders from the beginning of the calendar year in which they turn five years including lead rein competitions (Refer Annex 4 Lead Rein Competitions rules)
- 3.6.2 If a rider of a pony has reached the age of 16yrs on 1 August in any calendar year and turn 17yrs on or after 1 August, they may compete in competitions restricted to ponies until the end of the season ie 31 July in the following calendar year
- 3.6.3 A rider who is 17yrs or older at 1 August may compete on a pony but NOT in those Competitions not restricted to ponies and pony riders

- 4. Notwithstanding the rules set out in Article 462.3 above, a competition may be run using the FEI age restrictions set out in the FEI rules. In the event that a competition is run subject to the FEI age restrictions, this must be clearly set out in the competition schedule.
- 5. Riders competing in Dressage competitions run under ESNZ Dressage Rules may be categorised according to their experience.

From time to time, competitions and series will be restricted to riders of certain categories.

The following table sets out the ESNZ Dressage Rider Categories:

Category N	(CN) Newcomers. For riders who have never earned grading points at any Level
Category 1	(C1) For riders who have never earned 15 or more grading points at any level above Preliminary (Level 1)
Category 2	(C2) For riders who have never earned 15 or more grading points at any level above Novice (Level 2)
Category 3	(C3) For riders who have never earned 15 or more grading points at any level above Elementary (Level 3)
Category 4	(C4) For riders who have never earned 15 or more grading points at any level above Medium (Level 4)
Category 5	(C5) For riders who have never earned 15 or more grading points at any level above Advanced Medium (Level 5)
Category 6	(C6) For riders who have never earned 15 or more grading points at any level above Advanced (Level 6)
Category 7	(C7) For riders who have never earned 15 or more grading points at any level above Small Tour (Level 7)
Category 8	(C8) For riders who have never earned 15 or more grading points at any level above Intermediate Tour (Level 8)
Category 9	(C9) For riders who have earned 15 or more grading points at Big Tour (Level 9) (Int II- GP-GPS- GPFS)
Category M (Masters)	(CM) Masters. For Riders 50yrs & over (age from the beginning of the calendar year that the rider turns 50)
Category Am (Amateur)	(CAm) Any rider C5 or below is a CAm rider. A CAm rider may compete in Amateur competitions at any level not more than two levels below that rider's rider category. Examples: A C5 rider may compete in any CAm competition or series at levels 3,4 and 5. A C4 rider may compete in any CAm competition or series at levels 2,3 and 4.

Article 462A: ELIGIBILITY FOR COMPETITIONS & SERIES

1. It is the responsibility of the Person Responsible for a horse at an event to ensure that the horse is eligible for the competition in which it is entered;
2. It is the responsibility of the rider to ensure that he/she is eligible for any competition in which he/she is entered.
3. If a horse or rider is entered in a competition which that horse or rider is ineligible then that horse and/or rider will be removed from that competition. The organising committee may at their discretion transfer the horse and/or riders entry into another competition which that horse and/or rider is eligible for.
4. If a horse or rider is intentionally entered into a competition in which that horse or rider is ineligible this may be referred under procedures set out in Article 143 ESNZ General Regulations and may attract a disciplinary sanction.

Article 463 - Downgrading of Horses & Ponies

1. Horses or Ponies may be downgraded, following an application to Dressage NZ on the prescribed form together with any fee due.
2. A horse or pony may be downgraded to the Grade at which the applicant rider has no more than 15pts but not lower than Novice (Level 2) unless the applicant rider is a CN rider in which case a horse or pony may be downgraded to Preliminary (Level 1). (E.g. A rider with less than 15pts in Elementary may downgrade a horse to Novice).
3. Once downgraded, upon gaining 30 points in a level (as set out in the table in Rule 460.2), the horse or pony may not compete in any level below that level.
4. Only the applicant rider may compete the horse at the downgraded level.
5. If, following downgrading, the horse or pony is competed (including competing HC) by any other rider:
 - 5.1 the downgrading ceases to apply and the horse or pony will revert to its pre-downgraded level and grading points status; and
 - 5.2 the restriction in Article 463.7 will still apply; and

- 5.3 Should any other rider wish to compete the horse or pony at any level lower than its original grade, a new application under Article 463.1 must be made.
6. A downgraded horse or pony may not compete, with the rider who made the application to downgrade the horse or pony, at the horse or pony's original level in any National Championship Competition (NCH) or other Event/Series/Class specified by Dressage NZ, within 12 months of the downgrading, including any qualification competition subject to the following:
- 6.1 The rider who requested the downgrading must make an application to revoke the horse or pony's downgrading in accordance with the procedure determined by Dressage NZ for revocation of downgrading; and
- 6.2 If, following the revocation of downgrading the horse or pony receives grading points at the original level, with the rider who made the application to revoke the downgrading, the horse or pony must then remain at the original level with that rider.
7. Once a horse or pony has been downgraded, subject to Article 463.5 the horse or pony may not compete with any rider, at any level, in any Island (ICH), National Championship Competition (NCH) or other Event/Series/Class specified by Dressage NZ within 12 months of the downgrading being approved, regardless of ownership.

A downgraded horse or pony **may** compete in any class or combination of classes which **do not** contribute to an ESNZ title at U25 National Championships, Open National Championships and Horse of the Year Show in the first year of being downgraded

Note: The list of ESNZ titles is listed in the ESNZ General Regulations

<https://www.nzequestrian.org.nz/esnz/rules-regulations/esnz-rules/>

8. Downgraded horses/ponies may be entered in Athlete age group competitions at any event with no restrictions unless specified in the schedule
9. The annual registration fees for the downgraded horse or pony will be charged at the amount set from time to time by Dressage NZ for the horse or pony's original grade for the first year of the downgrade and thereafter at the fee set for the level at which the horse is currently graded.

Article 464 - Special Competitions

1. To create more interest and variety in Dressage Competition for both riders and spectators it is intended that special competitions will from time to time be authorised by the Technical Officer in conjunction with Dressage Board.
2. Where they conflict, the rules for Special Competitions will override relevant rules in other chapters.
3. Organisations affiliated to ESNZ intending to run a special competition, which does not come within the rules for dressage, must submit their proposed conditions to the Dressage Sport Manager for authorisation by the Dressage NZ Board.
4. Detailed conditions for special competitions must be set out in the event schedule programme.
5. **Dressage with Jumping Competitions:**
 - 5.1. If a test is ridden once to count for straight dressage and for the dressage phase of a Dressage with Jumping competition, the same horse and rider are eligible to enter both competitions.
 - 5.2. When a test is ridden for a straight dressage competition and for the dressage phase of a Dressage with Jumping Competition, the same horse may be ridden by one rider for the straight Dressage Competition and another rider for the dressage phase of the Dressage with Jumping Competition.

Article 465 - Prize Money

1. **Local & Regional Events :** Prize money is not compulsory at Local & Regional Events. If prize money is to be awarded offered, the amount/s will be at the discretion of the Organizing Committee and must be published in the schedule.
2. **National & Named Events:** Prize money, or goods/trophies to at least equivalent value of the Entry Fee (not including levies) must be paid to all 1st to 4th placed horses or ponies in graded competitions at National Events. However Prize money, goods or trophies for competitions restricted to a particular category or categories of horses & riders at National or Named events is at the discretion of the OC and must be published in the schedule.
4. Further prize money may be awarded at the discretion of the Organising Committee.

5. From time to time the relevant rules under the ESNZ General Regulations will govern prize money in circumstances where these Rules are silent or do not cover dressage competitions run by ESNZ.

CHAPTER IV

PARTICIPATION

Article 470 - Use of Tests

1. Tests other than those issued by ESNZ and the FEI may only be used in competitions held under ESNZ Rules with the approval of the ESNZ Dressage Judges Officer or Technical Officer.
2. NZPCA tests may be used at Pony Club events run under NZPCA rules.

Article 471 - Freestyle Competitions

1. Except where specifically provided under this Article, all rules in respect to performance and conduct of horse and rider apply to Freestyle Competitions, including applicable penalties under these rules.
2. Movements in all three paces of a similar degree of difficulty to those included in tests of the same level are to be performed. Refer to the official test in each level for details of compulsory, optional and non-permitted movements.
3. For Musical Freestyle Competitions:
 - 3.1 Exceeding 45 seconds before entering the arena entails a penalty of 2pts PER JUDGE at the discretion of the Chief Judge.
 - 3.2 A rider must enter the arena within 20 seconds of the music starting. The music should cease at the final salute. The test time will start when the rider moves forward after the halt.
 - 3.3 Penalty for Exceeding Time allowed is the deduction of two points from the total for artistic presentation on each Judges Score Sheet.
 - 3.4 In the event a rider's music fails during a freestyle test and there is no backup system:
 - 3.4.1 the rider may, with the permission of the Chief Judge, leave the arena;
 - 3.4.2 There should be minimum interference with the starting times of other riders';

- 3.4.3 The affected rider should return to complete or restart their test during a scheduled break in the competition or at the end of the competition.
 - 3.4.4 The President of the Ground Jury, after conferring with the rider, will determine when the rider should return to the arena;
 - 3.4.5 It is up to the rider whether to restart the test from the beginning or to commence from the point where the music failed. In any case marks already given will not be changed.
- 4. At the beginning and end of all Freestyle tests a halt for the salute is compulsory.
 - 5. In Non-Musical Freestyle tests a warning bell will be sounded 30 seconds before the final time allowed and a bell sounded again at the time allowed. If the second bell is sounded before the test is completed, the rider must bring the test to an end as soon as possible by turning down the centre line and halting.

Article 472 - Arena

- 1. Rope and tape arenas are prohibited at all dressage competitions run under ESNZ Rules for Dressage.
- 2. For Pony Club events refer to Annex 6 Para B.
- 3. The arena should be:
 - 3.1 as level as possible with the grass not too long.
 - 3.2 the arena must be enclosed, with the optional exception of the gateway, by a low fence about 30cm high.
 - 3.3 In exceptional circumstances intermittent white boards may be used placed at each corner and opposite each marker;
 - 3.4 The gateway should be approximately 2 metres wide;
 - 3.5 If a permitted arena material is used eg plastic chain, it must be at least 45cm but not more than 60cm above the ground.
 - 3.6 The rails of a fence, if used, should be such to prevent the horse's hooves from entering
- 4. The letters outside the arena should be placed about 0.50 metres from the arena fence and clearly marked. It is desirable to place a special marker on the fence itself, level with and in addition to the letter concerned.

5. When no gatekeeper is used, the marker A should be placed as far back as practicable to allow the competitor to enter the arena on a straight line.
6. A centre line is recommended (except as in 6.1) but is left to the discretion of the OC. When a centre line is used it should be clear but discreet. The points at D, L, X, I and G should not be marked.
6.1 For freestyle tests and young horse tests a centre line is not recommended.
7. The public should be kept at least 10 metres from the arena. For indoor competitions, the minimum distance should in principle be 3 metres.
8. The difference in elevation across the diagonal or along the length of the arena shall in no case exceed 0.50 metres. The difference in elevation along the short side of the arena shall in no case be more than 0.20 metres..
9. Depending on the state of the surface of the arena, the Technical Delegate or Chief Judge may request a pause in the competition to reconstitute the surface of the arena. For indoor competitions and when all weather surfaces are used, the OC should allow time within the competition schedule to comply with this.
10. Arenas should, wherever possible, be erected with a minimum of three metres between them.
11. If a foreign object is in the arena, or there is other extraordinary outside disturbance which could unfairly influence the performance of a test, the test should be stopped by the Chief Judge, and can continue once the object has been removed, or disturbance settled. No new scores will be given for work before the interruption. It is at the discretion of the chief judge at which point the test will be restarted and whether the rider may be requested to represent later at a time to suit the schedule.

Article 473 - Use of Arena

1. With the exception of an OC declaring that an arena is available for use other than for competition, a competitor/horse may only use the competition arenas during their performance in a competition. A competitor/horse will be disqualified for breach of this Article.
2. For indoor and special competitions exceptions for use of an arena may be made by the Technical Delegate or the Event Ground Jury. Riders must be notified of any exception being made.

3. When the Technical Delegate decides that an indoor or all-weather arena does not allow sufficient space for a horse to be ridden around the outside prior to a test, the horse may be permitted to work inside the arena for one minute prior to the commencement of the test. Competitors must remain inside the arena and then turn down the centre line at A when the bell is rung to start the test.
4. **Arena Familiarisation**
The OC may permit riders to work, ride in or around the competition arena at such times and on such terms as the OC sees fit. All riders in the same class must be given the same opportunity to work in or around the arena.
5. **Training & Working In Areas**
OC's should, when possible include the area around the outside of the competition arenas in the permitted training and working in areas to facilitate familiarisation of the arena surrounds, prior to the commencement of the first scheduled competition at the event.

Article 474 - Prohibited Schooling

1. On no account and under penalty of disqualification from the entire event, may any horse take part in a dressage competition which has been schooled by anyone mounted in the saddle other than the competitor nominated, from midnight preceding the first competition of the Event until the conclusion of the Event.
2. Notwithstanding Article 474.1 a groom mounted in the saddle may walk the horse on a long rein and lunging by someone other than the competitor are permitted.
3. If there is to be a change of rider at any time during an Event, (for any reason other than injury or illness, or special competition) the horse must then compete Hors Concours in any further competitions at that Event. The change of rider must be notified to the OC and their approval for the substitution of the rider granted. Refer to Article 482 - Competing "Hors Concours" for other restrictions.
4. At multi-discipline events, another rider may compete a horse or pony in another discipline. However this must not be used as an opportunity for prohibited schooling under penalty of elimination.

Article 475 - Veterinary Inspections & Examinations

1. Horse Inspections or Examinations will be conducted in accordance with the appropriate ESNZ and/or FEI GR's when specified in the event schedule.

Article 477 - Saddlery

1. Saddles

- 1.1 Saddles must be worn and be plain (dressage, show, side saddle, GP or jumping saddle) and must be brown, black, grey or navy.
- 1.2 Treeless saddles are permitted but must look similar to the above plain saddles. Western style, traditional Iberian or Arabian (with raised pommel and/or cantle) or brightly coloured saddles are not permitted.
- 1.3 Stirrup leathers and English style stirrups or safety stirrups are compulsory and must be attached to the saddle and used in the conventional way. Stirrups must have closed branches, and no attachments. Safety stirrups may have an opening on the **inside or outside** branch.

Unless official ESNZ Dressage dispensation is approved (Art 483) the rider's boots must not be fixed to the stirrup iron by **any means** (e.g. magnets) and if used as such without dispensation will result in elimination.

- 1.4 Saddle covers are only allowed in extreme wet weather conditions
- 1.5 Seat savers are only allowed with dispensation from Dressage NZ under Article 483.

2. Saddle Cloths

- 2.1 Subject to the exceptions provided under Articles 477.2.2.2 and 477.2.2.3 the saddle cloth if used, should be predominantly plain. The horse's identification number may be displayed on the rear corner on each side of the saddle blanket.
- 2.2 Saddle cloths bearing the New Zealand Flag or Silver Fern may only be worn by a competitor who is officially representing New Zealand and has been presented with either to wear. These must be removed at all other times.

2.3 Sponsors or commercial logos are permitted on saddlecloths subject to ESNZ General Regulations Articles 124,125 & Annex E

2.3.1 While present in the Competition area and during the prize-giving ceremonies the name and/or logo of the Athlete's sponsor(s), may appear on a surface area not exceeding two hundred square centimetres (200cm²) on each side of saddle cloth;

2.3.2 While present in the Competition area and during prize-giving ceremonies names or logos identifying a non-sponsoring manufacturer of the clothing, equipment may appear only once per item of clothing, equipment and solely on a surface area not exceeding (3 cm²) (maximum on centimetres - 1cm high, maximum three centimetres - 3cm wide) for clothing and equipment.

3. **BRIDLES (Incl Nose Nets, Ear Hoods & Ear Plugs)**

3.1 **Introductory to Medium:** A plain snaffle bridle with noseband.

A plain snaffle bridle is required to be used with a regular cavesson noseband, a dropped noseband, a flash noseband, a crossed noseband, a combined noseband or a Micklem or similar design of bridle. The Micklem or similar bridle must be used with a permitted bit and without bit clips

No noseband may ever be so tightly fixed that it will harm the horse. It must be possible to place one finger comfortably

Except for the buckles and padding, the headstall and noseband must be made entirely of leather or leather-like material. Padding is allowed on bridles. Nylon or other non-metal material may be used to reinforce leather in the headstall but must not be in direct contact with the horse. Elastic inserts are permitted in the crownpiece and cheek pieces only and must not be in direct contact with the horse or the bit.

A browband is required, and except for the parts that attach to the crownpiece or headstall, is not required to be made of leather or leather-like material.

The crownpiece of the bridle must lie immediately behind the poll and may extend forward onto the poll but must not be fitted to lie behind the skull.

A throatlatch is required except when the combined noseband or Micklem bridle are used.

The ST Zaum Poll Relief bridle is permitted.

A rein is a continuous, uninterrupted strap or line from the bridle bit to the hand. Rein additions or attachments are not permitted. Each bit must be attached to a separate rein and reins may only be attached to the bit. Reins must not be made of rope or rope-like material.

3.2 Advanced Medium to Grand Prix

A plain snaffle or double bridle with the exception that the National Dressage selectors may require a horse or pony to be ridden in an FEI test in a simple double bridle where the FEI test would require this if the test was ridden under FEI rules for Dressage. A noseband is compulsory

- 3.3 When a horse/pony is to compete in a test that only allows a snaffle bridle to be used, a double bridle is not allowed to be used in the warmup for that test.
- 3.4 Bridles must be predominantly black, brown, grey or navy and may not be decorated with tassels or any additions to the normal configuration.
- 3.5 Nose nets may be used, but must be discreet and must not cover the mouth of the horse (see diagram Page 68)
- 3.6 Ear hoods are permitted for events and may also provide noise reduction. However, ear hoods must not cover the horse's eyes and ear plugs are not permitted with the exception of Article 477.3.3.7. The ear hoods should be discreet in colour and design.
- 3.7 Ear plugs are not allowed in competition but are permitted in prize giving ceremonies and during any official horse inspection

4. BITS

Snaffle, Bridoon and curb bits must have a smooth surface. Twisted and wire bits are prohibited. Bits must be made of metal, rigid plastic, or durable synthetic material. Bits must not place mechanical restraint upon the tongue.

E.g. A Dr Bristol Bit i.e., where the link plate is long, flat and set at an angle to the horse's tongue; is not classed as an ordinary double-jointed snaffle. The diameter of the mouthpiece of the bridoon/snaffle and/or curb must be such so as not to hurt the Horse.

The minimum diameter of mouthpiece to be twelve millimetres (12 mm) for curb bit, and ten millimetres (10 mm) for bridoon bit. Snaffles must have a minimum diameter of twelve millimetres (12 mm) for horses and ten millimetres (10mm) for Ponies. The diameter of the mouthpiece is measured adjacent to the rings or the cheeks of the mouthpiece.

Wrapping of bits with any kind of material is not permitted

Any judge suspecting that a competitor is using an illegal bit may ask to inspect the bit or request a steward to inspect the bit in question immediately after the completion of the test. Failure to comply with the request will entail automatic disqualification from the test concerned.

4.1 Snaffle Bits

Snaffle bits are permitted when the use of a double bridle is not required. (Refer 4.2)

4.1.1 Snaffle bits may be used with loose ring, D-Ring, Eggbutt and hanging cheeks. Single or double-jointed snaffles may also be used with upper or lower cheeks, full cheeks or Fulmer cheeks.

Loose rings may have a sleeve fitted around part of the ring.

4.1.2 Flexible rubber or synthetic mouthpieces are permitted.

4.1.3 A snaffle may have up to two joints. A barrel or ball joint is permitted as the centre link in a double-jointed snaffle, however, the surface of the centre piece must be solid with no moveable parts other than a roller. The centre link may be tilted in a different orientation from the mouthpiece but must have rounded edges and may not have the effect of a tongue plate.

4.1.4 A double jointed snaffle or snaffle with rotating mouthpiece may be shaped to allow tongue relief. The maximum height of the deviation is 30mm from the lower part of tongue side to the highest part of the deviation. The widest part of the deviation must be where the mouthpiece contacts the tongue and must have a minimum width of 30mm. The mouthpiece of a jointed or unjointed snaffle may be shaped in a curve within the dimensions specified above.

4.2 Bridoon bits.

A bridoon bit is defined as a snaffle bit that is used together with a curb bit to form a double bridle.

4.2.1 Bridoons may be used with loose ring and eggbutt cheeks.

4.2.2 Bridoons must have one or two joints. A barrel or ball joint is permitted as the centre link in a double jointed bridoon; however, the surface of the centre piece must be solid with no moveable parts other than a roller. The centre link may not have the effect of a tongue plate.

4.2.3 Bridoons where the centre link(s) of the bit can lock and have the effect of a mullen mouth snaffle are not permitted.

4.2.4 Flexible rubber/synthetic bridoons are not permitted.

4.3 Curb Bits

4.3.1 The length of the lever arm below the mouthpiece of the curb bit is limited to ten centimetres (10 cm). The upper cheek must not be longer than the lower cheek. If the curb has a sliding mouthpiece, the lever arm of the curb bit below the mouthpiece should not measure more than ten centimetres (10 cm) when the mouthpiece is at the uppermost position.

4.3.2 Curbs may have straight or S-shaped cheeks. They may have rotating lever arms.

4.3.3 The mouthpiece may be straight or shaped to allow tongue relief. The maximum height of the deviation is 30mm from the lower part of tongue side to the highest part of the deviation. The widest part of the deviation must be where the mouthpiece contacts the tongue and must have a minimum width of 30mm.

4.3.4 Curb chain can be made of metal or leather or a combination. Cover for curb chain can be made of leather, rubber or sheep skin. Curb chain hooks can be fixed or not fixed. A curb chain may never be as tightly fixed so as to harm the Horse

5. SADDLERY - ADDITIONAL ITEMS

- 5.1 Martingales, bit guards, any kind of gadgets (such as bearing, side, running or balancing reins etc), any kind of boots (Exception: Hoof boots as in 5.1.2) or bandages, any form of blinkers, shadow blinds, masks, hoods or bonnets, and ear plugs (exception prizegivings & horse inspections), are, under penalty of elimination, strictly forbidden.
Breastplates are permitted.

5.1.2 Black or brown hoof boots are permitted. They must be low profile and not to cover the coronet band or the heels of the horse.

Refer to Annex 1 for examples of approved hoof boots.

- 5.2. A horse may have its mane and tail plaited for competition but may not be decorated with extravagant decorations.
A horse may wear a ribbon in its tail as follows;


5.2.1. A green ribbon to indicate that the horse is inexperienced at competitions and the rider would appreciate if other competitors and spectators moved quietly around that horse;

5.2.2 A red ribbon to indicate that the horse is prone to kicking and caution should be taken around that horse.

- 5.3 False tails may be worn but must not contain any metal parts.

- 5.4 Art 477 applies at all times from arrival on the event grounds except that a running martingale with snaffle bridle only and boots and bandages are permitted when training or warming up.

- 5.5 When lunging, single direct side reins, or double sliding side reins (triangle) are permitted. Lunging is allowed with one lunge line only. It is not permitted to ride a horse or pony while it is being lunged or to ride in single direct side reins or double sliding (triangle) side reins.



Double sliding side reins (triangle/dreieck zügel)

5.6 In the interests of promoting safety in the sport, Dressage New Zealand may from time to time approve the use of a particular type of device, mechanism, item of saddlery or apparel, which is designed or intended to enhance the safety of the competitor.

5.6.1 Safety Items approved by Dressage New Zealand will be gazetted by publication on the ESNZ/Dressage website and a schedule of Approved Safety Equipment will be maintained by Dressage New Zealand.

6. Horse and Pony Identification Numbers

- 6.1 Horse and Pony Identification Numbers must be worn on both the near and off side of the horse/pony at all times whilst exercising and competing at Events run under ESNZ rules for Dressage;
- 6.2 Numbers must be worn either attached to the bridle on the side of the face below the ear or attached to the lower rear corner of the saddle cloth.;
- 6.3 It is permissible to provide your own ID numbers.
- 6.4 ID Numbers must be:
 - i. Black numbers on a white background;
 - ii. The numbers must be a minimum of 4.5cm high, but no more than 5.5cm high. They should be approximately 5mm wide;
 - iii. The white background must be a minimum of 9 x 6cm and should be no more than 10 x 7cm.
 - iv. OC's may allocate other forms of ID numbers for use for non-registered horses in non-graded competitions eg Rider arm bands or back numbers
- 6.5 At all other times during the Event, horses and ponies must have identification numbers with the horse's name and the person responsible name and mobile number attached to the horse (eg: on the halter, cover). Engraved metal discs or cattle ear tags are examples of acceptable methods of identification at times the horse/pony is not being exercised or competed.
- 6.6 Failure to display ID numbers as described, without a reason acceptable to the ground jury, may result in a warning, fine or disqualification from the competition as per ESNZ GR Article 174. (** Pony Club refer Annex 6 Para C)

7. Stallions. Handling / Sashes / Armbands

- 7.1 The ESNZ GR's govern stallions at events and reference should be made to the ESNZ GR's for the full text of this rule;
- 7.2 In summary, the Person Responsible, riders and handlers of stallions are required to comply with Art 133 of the ESNZ General Regulations. Stallions must wear a red ESNZ Stallion bridle tag. Under Art 133.7 of the GR's, ESNZ Dressage requires the rider and handler of a stallion to wear approved

stallion armbands (one on each arm) or a stallion sash (see note below) at events run under ESNZ rules for Dressage, at all times when the stallion is not confined in a suitable stable/yard/truck/float. The rider may however, for the competition, choose to remove the armbands at the completion of the final warm up, just before entering the area around the competition arena where they come under the jurisdiction of the ground jury.

- 7.3 Stallion sashes will be phased out and replaced by armbands, but sashes are still permitted to be used by riders/handlers who have already purchased them if they choose to do so. Sashes must be worn diagonally across the body.
- 7.4 The Specifications for Stallion Armbands: Red (approx 100mm) with a white strip (approx 25mm) and are available for purchase from ESNZ National office.

8. DRESSAGE SCHEDULE OF APPROVED SAFETY EQUIPMENT

- 8.1 Approval of the following equipment does not in any way imply any endorsement of a particular product from an individual manufacturer or supplier.
 - 8.1.1 A short strap fastened to "D" rings on the pommel of a saddle (commonly referred to as a "Monkey Strap") or a breastplate is approved for use as a safety device for riders at competitions
 - 8.1.2 Neck straps are approved as a safety device for riders use at competitions at Introductory, Preliminary & Novice (Levels 0, 1 & 2). A neck strap is a single plain strap fitted in one loop around the horse's neck.
 - 8.1.3 Stirrup irons of the type commonly referred to as "Toe Stoppers" are approved for use as a safety device for riders at competitions.
 - 8.1.4 Riders are permitted to wear body protectors at all levels.

Article 478 - Whips

1. A whip may be carried in any test except the following:
 - 1.1 FEI tests at the National Championships and the Horse of the Year Show;
 - 1.2 Dressage NZ may determine that whips may not be used in competitions / other than HOY & NCH but this must be stated in the event schedule
2. When a whip is permitted to be used the maximum length of a whip is:
 - 2.1 When riding Horses: 120cm (including flapper); and
 - 2.2 When riding Ponies: 100cm (including flapper).
3. In competitions where a whip is not permitted to be used in the test, the penalty for carrying a whip is subject to a penalty as per Art 480.
 - 3.1 the use of one whip as permitted under Article 478.2, in the practice area is allowed; and
 - 3.2 The whip must be dropped before entering the space around the competition arena or the rider will entail a penalty of 2 points per judge.
4. Upon arrival at the event grounds only:
 - 4.1 the rider when riding, walking, leading or lunging a horse (lunge whip allowed), is allowed to carry a whip as permitted under Article 478.2 anywhere on the event ground; or
 - 4.2 the groom may also walk, lead and lunge a horse as above; and
 - 4.3 Other parties are allowed to carry a whip, provided it is not in connection with the training of the horse.
5. If, at an event, a TD determines a rider has breached Article 478.2 and the rider has not yet entered the competition arena, the rider will be issued with a warning by the TD. However if, at the same event, the same rider on the same horse is found to be in breach of Article 478.2 by the TD the rider and horse will be disqualified from all remaining competitions they are entered in at the event.

Article 479 - Dress

- 1. Any competition run under FEI rules will be subject to the FEI rules for dress.
- 2. The following table applies to all competitions held which are subject to ESNZ Dressage rules. However, when an area group and/or club holds a non-graded club event which will be run under Dressage NZ rules, the Area Group and/or Club may specify the attire riders may wear. Pony Club or Riding Club uniform may be worn at Training Events (TE) and Non-Graded competitions

ALL EVENTS	
Safety Helmets	<p>A properly fitted, securely fastened, correctly maintained helmet meeting the following standards MUST be worn at all times when mounted on the Event grounds, and must comply with one of the following standards and must be current ESNZ tagged:</p> <p>Approved Protective Headgear Safety Standards: AS/NZS 3838 (1998, 2003or 2006); VG 1; ASTM1163-04 or F1163-15 with SEI mark PAS015 1998 or 2011 with BSI kitemark; Snell 2001 with official Snell label and number</p>
Training Events (TE) & Local Events (LE) (all levels graded & non-graded)	
Jacket	<p>Riding jackets are optional at Training & Local Events at all levels. If an athlete chooses not to wear a jacket, the shirt must have short or long sleeves and any stock or tie must be suitably pinned down. A rain jacket may be worn in wet weather at the discretion of the athlete</p>
Shirt /Stock	<p>An athlete must wear a shirt with a stock or a tie, or an integrated choker collar or a choker collar</p>
Gloves	<p>Gloves are optional in Introductory & Preliminary non-graded classes Gloves are compulsory for all other competitions At Levels 6-9 gloves must be white, off white, black or same colour as jacket</p>
Jodhpurs Breeches	<p>All Levels: White, off-white, light canary, banana, light grey or beige jodhpurs or breeches If “full seat” style breeches or jodhpurs are worn, dark colours black, brown or grey are allowed in the “full seat”</p>
Boots Gaiters	<p>Introductory and Prelim non-graded classes only: Suede chapettes may be worn Long Boots or Jodhpur Boots with or without gaiters. If gaiters are worn they must be same colour as the jodhpur boots.</p>

Regional Events (RE) & National (NCH) (all levels graded & non-graded)	
Jacket	Riding Jackets are compulsory at Regional and National events at all levels Tailcoats are permitted at levels Advanced to Grand Prix In the interest of athlete health and safety during weather extremes at RE & NCH the OC may give permission at their discretion, for athletes to compete without a jacket. If an athlete chooses not to wear a jacket, the shirt must have short or long sleeves and any stock or tie must be suitably pinned down. A rain jacket may be worn in wet weather at the discretion of the athlete.
Shirt /Stock	An athlete must wear a shirt with a stock or a tie, or an integrated choker collar or a choker collar
Gloves	Gloves are optional in Introductory & Preliminary non-graded classes Gloves are compulsory for all other competitions At Levels 6-9 gloves must be white, off white, black or same colour as jacket
Jodhpurs Breeches	All Levels: White, off-white, light canary, banana, light grey or beige jodhpurs or breeches If “full seat” style breeches or jodhpurs are worn, dark colours black, brown or grey are allowed in the “full seat
Boots Gaiters	Introductory & Preliminary Non-Graded Classes only Suede chapettes may be worn Preliminary to Advanced Medium Long Boots or Jodhpur Boots with or without gaiters. If gaiters are worn they must be same colour as the jodhpur boots. Suede chapettes not permitted in Preliminary Graded Classes Advanced to Grand Prix Long Boots: Black or same colour as jacket

3. SPURS

- 3.1 Spurs are not compulsory in any competition run under ESNZ Dressage Rules.
- 3.2 If worn, spurs must be made of metal. The shank must be either curved or straight pointing directly back from the centre of the spur when on the rider's boot.
- 3.3 Any spur that has a curved shank must be worn with the curve down. Exception: Goose or swan neck spurs. (Diagram 1)
- 3.4 The arms of the spur must be smooth. If rowels are used they must be free to rotate.
- 3.5 Spurs of the type shown below (Diagram 2) are allowed, as long as the rowel is blunt/smooth. Fixed rowels and sharp edges on spurs are not allowed.
- 3.6 Metal spurs with round hard plastic knobs are allowed ("impuls spur").
- 3.7 "Dummy" spurs with no shanks are allowed.



Diagram 1
Goose neck spur



Diagram 2
Blunt or smooth daisy rowel spur



Impuls spur



Dummy spur
with or without shank

4. EARPHONES

- 4.1 Under penalty of elimination, the use of earphones by riders are strictly forbidden at all dressage events when competing.
- 4.2 Earphones are however, permitted during training and warm up.
- 5. Pony Club Jewellery, Hair, refer Annex 8 - Para D & E.
- 6. Pony Club Gear Inspection, refer Annex 8 Para H.

Article 480 - Penalties for Contravening Articles 477 & 478

Space Around the Arena & Competition Arena		Penalty
<p>Entering the space around the arena with whip when a whip is not permitted in the test or with boots (other than approved hoof boots) on the Horse's legs or with discrepancy in dress (e.g. lack of gloves) An assistant may remove the item(s) before the rider enters the arena. The Athlete will be penalised.</p> <p>and/or</p> <p>Entering the Dressage arena with whip or with boots other than approved hoof boots) on the Horse's legs or with discrepancy in dress (e.g. lack of gloves).</p> <p>If the test has already started before the discrepancy has been noticed, the Judge at C stops the Athlete and if needed and possible, an assistant may enter the arena to remove the item(s). The Athlete then continues the test, either starting from the beginning (from the inside of the fence) or from the movement where he was stopped. The marks given before he was stopped are not changed</p>		Two (2) point per judge. These penalties are not cumulative and will not result in Elimination (incl Freestyle Tests)
<p>USED IN TEST or ON GROUNDS IF NOT PERMITTED:</p> <p>Bit guards, martingale, bearing side or running reins, bandages, blinkers or other non-permitted saddlery</p>		Elimination
Bits	Not permitted type	Elimination
Bridle	Not permitted type	Elimination
Bridle	Incorrect colour, decorated, indiscreet padding	2 pts per judge
Double Bridle	Used at Medium (Level 4) or below in warm up or in test	Elimination
Ear Plugs	Used in competition. (Permitted at Prize giving only)	Elimination
Fly Fringe	Used	Elimination
Horse Decoration	eg Glitter / Flowers	Elimination
Neck Strap	Used in Test Above Novice (Level 2)	2 pts per judge
Noseband	Non permitted for bridle used	Elimination
Noseband	No noseband	2 pts per judge
Saddle	Incorrect Colour	2 pts per judge
Saddle	Wrong style	Elimination
Saddle Cover	May only be used in extreme wet weather conditions otherwise elimination applies	
Seat Saver	Used without official Dressage NZ dispensation	Elimination
Stirrups	Boots fixed to stirrups without official dispensation	Elimination
Stirrups & Leathers	No stirrups & leathers (unless with Dressage NZ official dispensation)	Elimination
	Used in nonconventional manner	Elimination
Tongue Restraint	Used	Elimination

Whip (Refer Art 478)	Incorrect length in arena Carrying more than one whip without official dispensation	Elimination Elimination
Whip	Excessive use in or outside of arena	Elimination and/or may be subject to ESNZ legal sanction
Spurs	Excessive use / not approved type or not metal, or worn upside down	Elimination and /or may be subject to ESNZ legal sanction

Article 481 - Penalties for contravening Article 479

ARTICLE 481: PENALTIES FOR CONTRAVENING ART 479 INCORRECT DRESS		
Item	Reason	Penalty
Safety Helmets	Non approved / not correctly tagged Refer to ESNZ GR ART 151 for penalties	ESNZ GR Art 151
Jacket	Non-compliant with Article 479 for the rider's relevant competition	2 pts per judge
Shirt / Stock /Tie	Non-compliant with Article 479 for the rider's relevant competition	2 pts per judge
Gloves	Not worn when required or Incorrect colour	2 pts per judge
Jodhpurs/Breeches	Non-compliant with Article 479 for the rider's relevant competition	2 pts per judge
Boots	Incorrect colour	2 pts per judge
Gaiters	Non-compliant with Article 479 for the rider's relevant competition	2 pts per judge
Earphones:	Riding the test with earphones	Elimination

Article 482 - Competing "Hors Concours"

1. A horse may be permitted to take part in a competition "Hors Concours" at any level.
2. Permission must be obtained from the Organising Committee. The Organising Committee may withhold permission at their discretion without being obliged to give reasons.
3. Horses may not compete "Hors Concours" at National or other Named Events, or other events at the discretion of Dressage NZ.
4. The Athlete / horse combination is subject to the rules as if he were a competitor in the competition in question, except as provided for in this rule.
5. Full entry fee must be paid but the competitor is not entitled to any prize or prize money or grading points.

Article 483 - Athletes Requiring Dispensations

1. Any rider with a physical disability which prevents him/her from riding the Test in accordance with these Articles, should apply to ESNZ Dressage for a Dispensation Certificate.
2. Any rider with a physical disability which prevents them from complying with the dress code in Article 480, should apply to ESNZ Dressage for a Dispensation Certificate.
3. Any rider holding an ESNZ Dressage Dispensation certificate under rule 483 must ensure a copy of their dispensation certificate is available to the OC if required. These will normally be loaded to online event management systems unless any rider specifically requests that this information is not available via such platforms. This information must be available in order that the judges may be informed of the dispensation.
4. Para Equestrian Dressage riders will automatically be accredited with compensating aids as per their official classification card, but should apply to ESNZ Dressage for any additional dispensations required

Article 484 - Technical Delegates & Event Stewards

1. Dressage NZ recommends:
 - 1.1 that Organising Committees appoint a suitably experienced person who should be a National judge to act as Technical Delegate for all major events;
 - 1.2 that Organising Committees appoint an Event Steward or Stewards whose duties will be those listed in ESNZ GR's governing "Stewards" and "Technical Delegates".

Article 485 - Presentation of Prizes

1. In most cases, prizes will be presented to the winning Athletes unmounted, but riders must be correctly attired as for the Dressage Test.
2. For mounted prize giving, dress and saddlery must be the same as permitted for the competition, however white or black boots or bandages are allowed.
3. If organisers require riders, mounted or unmounted, to attend the presentation of prizes then this must be stated in the Schedule and repeated in the Programme or Scoreboard Notice.
4. Each prize must be collected by the winner in person. Any prize not collected by the winner shall be forfeited at the discretion of the Organising Committee.
5. Any rider requiring dispensation from this rule must notify the Organising Committee within reasonable time before the prize giving. The dispensation may be granted at the discretion of the Organising Committee.

Article 486 - Rider or horse/pony ineligibility for events or competitions

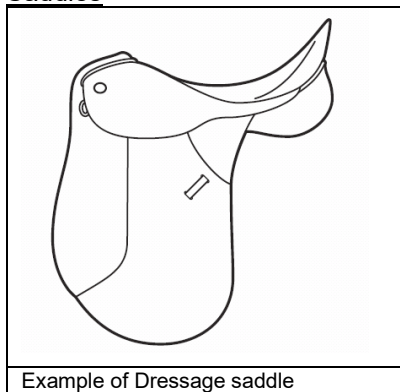
1. In the case of an Event organiser discovering an error/s in results the following will apply:
 - 1.1 Should a competitor or horse/pony be found to be ineligible for an Event, competition, championship or series from the official start time of the Event, up to and including 60 days after the Event, all prize money, sashes/rosettes and any other prize awards must be returned to the Event OC so they can be redistributed. Any championship, qualifying or series points or scores gained will also be corrected.

- 1.2 Any prizes, series, championship or qualifying points or scores deducted for ineligibility of competitor or horse/pony cannot be regained for that event or competition even if the reason that caused the disqualification is later rectified and backdated. Any grading points gained will stay on the horse/pony's competition record.
- 1.3 Should an Event OC discover at any time from the official start time of the Event up to and including 60 days after the Event, that a mistake has been made in competition results, championships, series or qualifying points or scores awards they may request any prize money, ribbons and any other awards be returned so they can be redistributed. Any championship, qualifying or series points or scores awarded must also be corrected.

Annex 1: EQUIPMENT & SADDLERY REFERENCE

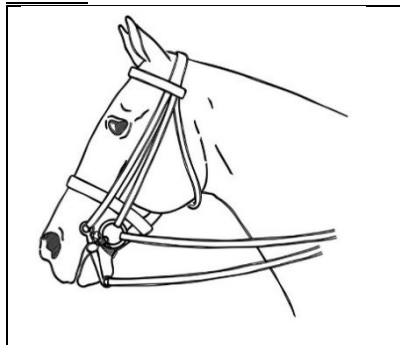
This annex is to be used as a reference to Article 477, and must only be used in conjunction with the written rules which take precedence over this annex. The images below are examples only, and similar equipment which produce the same effect on the horse are also allowed if they adhere to the written rules.

Saddles

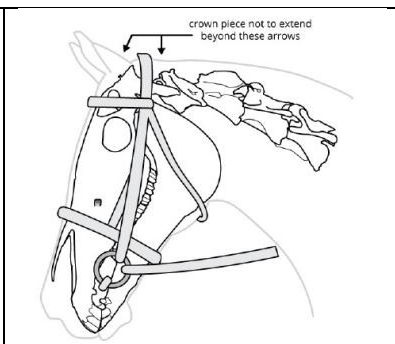


Example of Dressage saddle

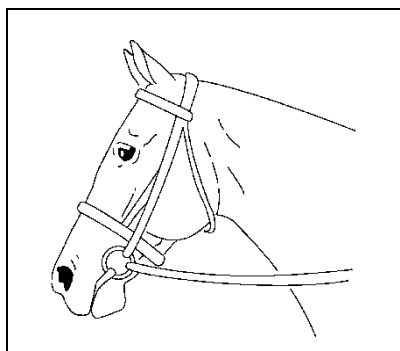
Bridles



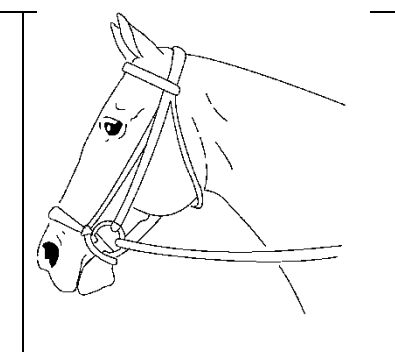
Ex. of Double Bridle, used with cavesson noseband, throat lash, bridoon and curb bits, and curb chain



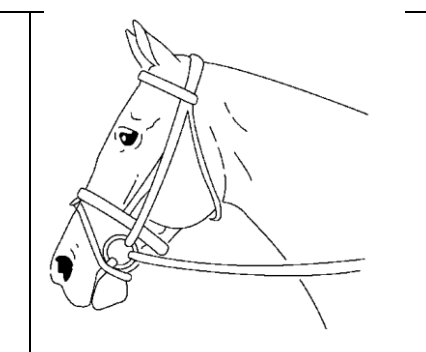
Crown piece may not extend beyond the two arrows



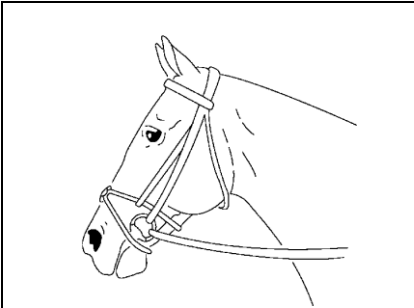
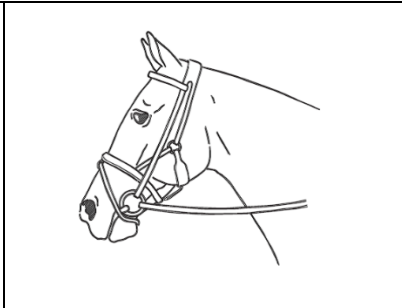
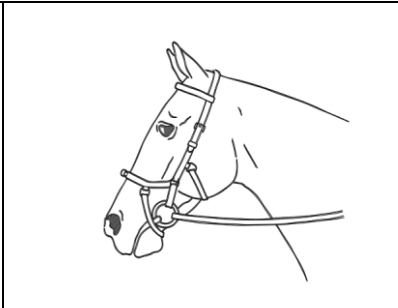
Ex. of Cavesson noseband



Ex. of dropped noseband

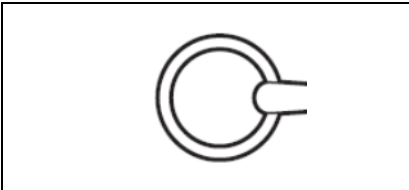
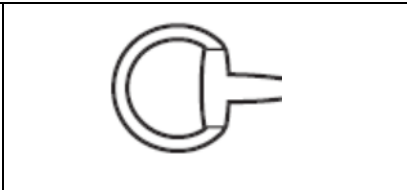
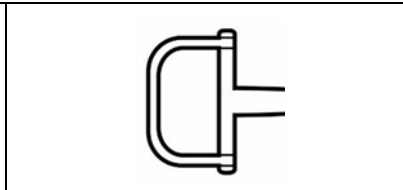
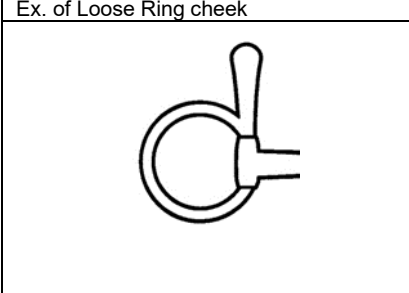
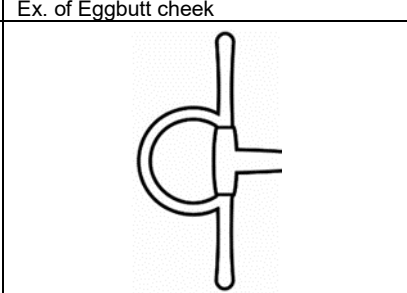
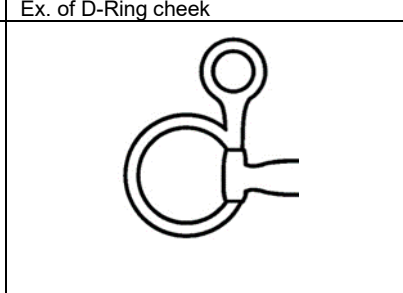
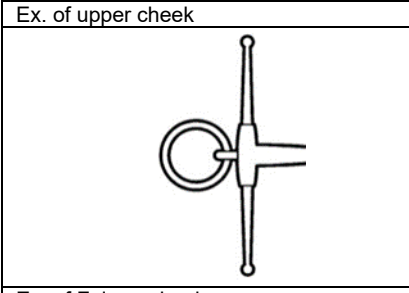


Ex. of flash strap

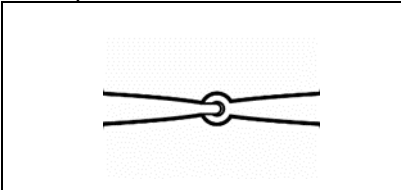
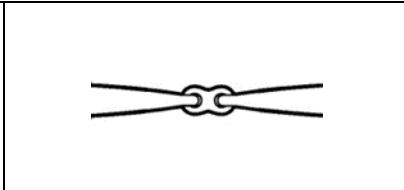
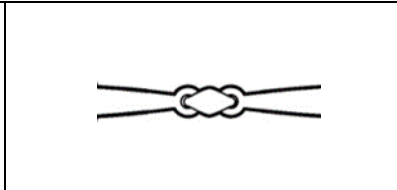
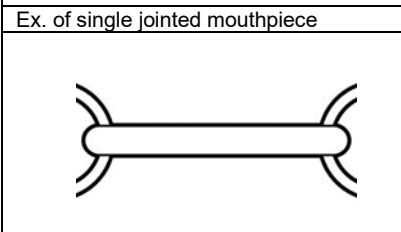
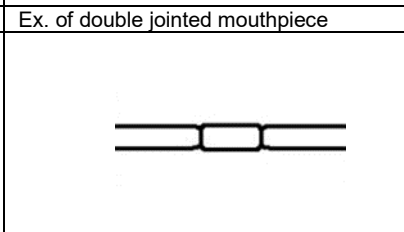
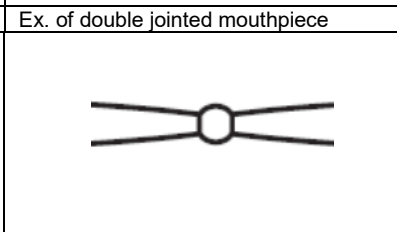
		
Ex. of crossed/mexican/grackle noseband	Ex. of combined noseband – no throatlash necessary	Ex. of Micklem style bridle – no throatlash necessary



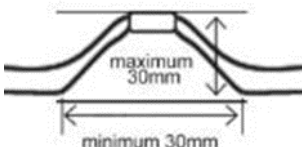
Bits

Cheek Pieces:


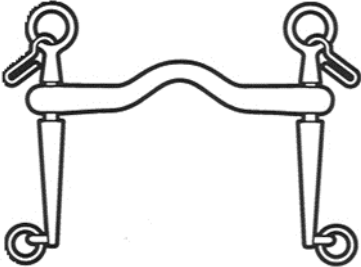
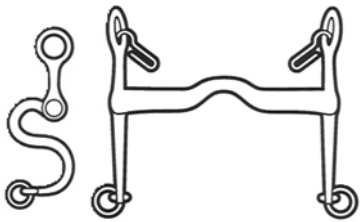
		
Ex. of Loose Ring cheek	Ex. of Eggbutt cheek	Ex. of D-Ring cheek
		
Ex. of upper cheek	Ex. of full cheek	Ex. of hanging cheek
		
Ex. of Fulmer cheek		

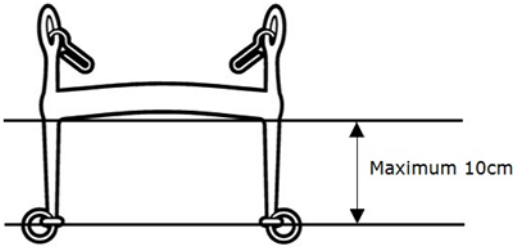
Mouthpieces:





		
Ex. of single jointed mouthpiece	Ex. of double jointed mouthpiece	Ex. of double jointed mouthpiece
		

Ex. of unjointed mouthpiece	Ex. of barrel joint	Ex. of ball joint
		
Ex. of double ball joint	Ex. of centrepiece with a roller	Port deviation measurements

Curb Bits:

		
Ex. of curb with straight cheeks	Ex. of curb with port and sliding mouthpiece (rotating arms also allowed)	Ex. of curb with S cheeks


Maximum size of lever arm

	
Ex. of Curb chain	Ex. of Leather cover for curb chain
	
Ex. of lip strap	Ex. of cover for curb chain

Examples of Approved Hoof Boots



Above: Scoot Boot Regular
Below (L) Scoot Boot Slim

Below (R)



EASY BOOT GLUE ON



Scoot Boot Skins



EASY BOOT ORIGINAL

ANNEX 2:

CLASSIFICATION OF DRESSAGE EVENTS

Also refer to ESNZ GR's Chapter I: Art 102 & II

1. **TRAINING EVENT (TE):** Is an Event held with the purpose of providing a training environment and practice opportunity for Horses and riders.
Non - graded competition only but can be any LEVEL.
2. **LOCAL EVENT (LE):** Non graded and / or graded competitions.
3. **REGIONAL EVENT (RE):** Non graded and / or graded competitions.
 - a). In principle, no Regional Event may be held in an adjacent area or within 200km on the same day.
 - b). At least one competition per day at a RE must be scheduled at Level 9.
 - c). ICH are considered to be REGIONAL Events.
4. **NATIONAL & other ESNZ Dressage Named Events**
 - a). At the discretion of ESNZ Dressage, events may comprise more than one classification
 - b). The National Dressage Championships Event & Horse of the Year Show (Dressage section) are considered as National Events.
 - b). The U25 National Championships are considered to be a named event and may comprise more than one event classification as per para a) .
 - c). ESNZ Dressage NZ may establish other named events as may be permitted under the ESNZ GRs.
 - d). All ESNZ Dressage National and Named Events must be organised under the GRs and VR's of ESNZ or the FEI, including where applicable, the provisions of article 106.
 - e). The conditions proposed by the OC of North Island, South Island, Youth National Dressage Championships, NZ National Dressage Championships and NZ Horse of the Year Show (Dressage section) must be submitted to ESNZ Dressage for approval by the ESNZ Dressage Board.

ANNEX 3:

RIDER AGE GROUP DRESSAGE COMPETITIONS

CHAMPIONSHIPS

The Objects of Rider Age Group Dressage Competitions are:

- a). To encourage riders by providing competitions in which they will not have to compete against more experienced riders.
- b). Age of Riders: Competitions and Championships may be held for any age group or combination of age groups as defined in Art 462 or at the discretion of ESNZ Dressage.
- c). Grade of Horse/Pony Mixed grade competitions may be held.
- d). Downgraded horses may compete in rider age group competitions as determined by the schedule for each event.
- e). Ownership of Horse: Unrestricted.
- f). Number of horses per rider: As per event schedule.
- g). Area OC's and ESNZ affiliated OC's may determine their own procedure for determining Rider Age Group Champions.

ANNEX 4:

LEAD REIN DRESSAGE COMPETITIONS

1. Lead Rein Ponies should be safe and suitable.
2. Riders must wear ESNZ approved safety hats and suitable solid shoes or riding boots.
3. Lead rein classes are for child riders on ponies 138cm and under.
4. Riders from the beginning of the calendar year in which they turn five (5) years, until they reach the age of eight (8) years. If a rider turns eight years on or after the 1st of August, they may continue to compete in lead rein classes until 31 July of the following calendar year.
5. Lead rein riders are those as yet unable to ride without assistance from a leader or attendant.
6. Lead rein combinations shall not be expected to canter.
7. Riders taking part in this section are excluded from taking part in other sections of the event.
8. Riders who have competed in any non-lead rein dressage class (graded or non-graded) may not compete in any lead rein class.
9. The lead must be attached to the cavesson of a simple snaffle bridle – also refer to Dressage Saddlery rules Art 477 .
10. Grass reins, running reins or any type of bearing reins are not permitted.
11. Spurs and whips or canes are not allowed.
12. All other dressage rules be permitted and illegal gear apply.
13. The attendant/leader must be 14 years or over and be able to assist the rider if necessary.
14. The attendant/leader must wear footwear suitable to protect the leader's feet.

ANNEX 5:

RIDERS COMPETING IN FOREIGN FEI EVENTS

Minimum Performance for Riders Competing in Foreign FEI events

1. FEI Grand Prix: 60% (overall score) in FEI GP and /or FEI GPS Test on at least two occasions in REG, ICH, NCH or FEI events in the 12 months prior to the foreign event (Big tour).
2. FEI Medium Tour: 60% (overall score) in FEI Intermediate A, Intermediate B or Int II on at least two occasions in REG, ICH, NCH or FEI events in the 12 months prior to the foreign event (Medium tour).
3. FEI Small Tour: 60% (overall score) in FEI PSG and / or FEI Int I Test at least two occasions in REG, ICH, NCH or FEI events in the 12 months prior to the foreign event (Small tour).
4. FEI Young Rider 60% (overall score) in FEI PSG and/or Int I Test, or FEI YR Prelim, FEI YR Team or FEI YR IND on at least two occasions in REG, ICH, NCH or FEI events in the 12 months prior to the foreign event.

Freestyle scores do not qualify.

These rules also apply to overseas based riders who must qualify at equivalent overseas based national events.

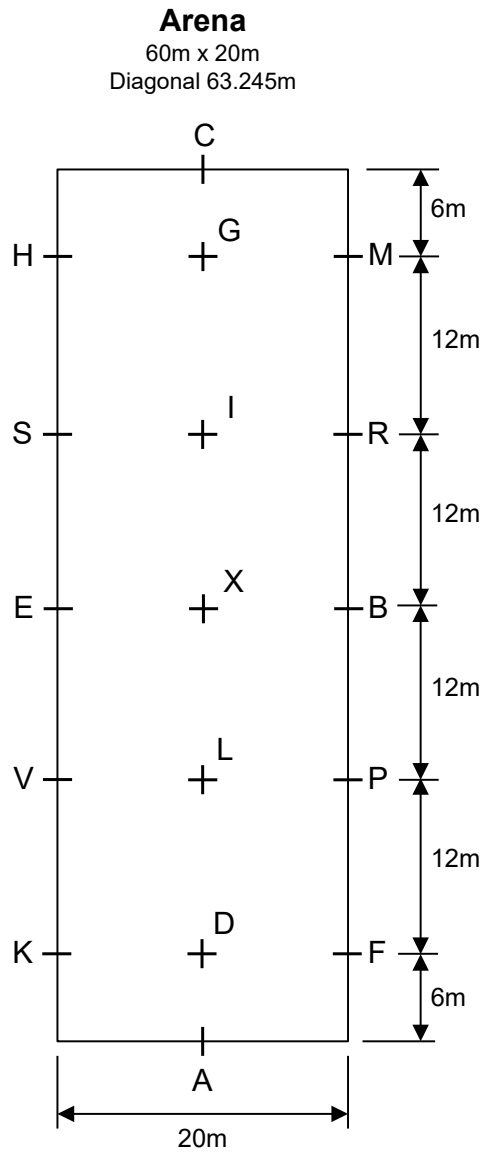
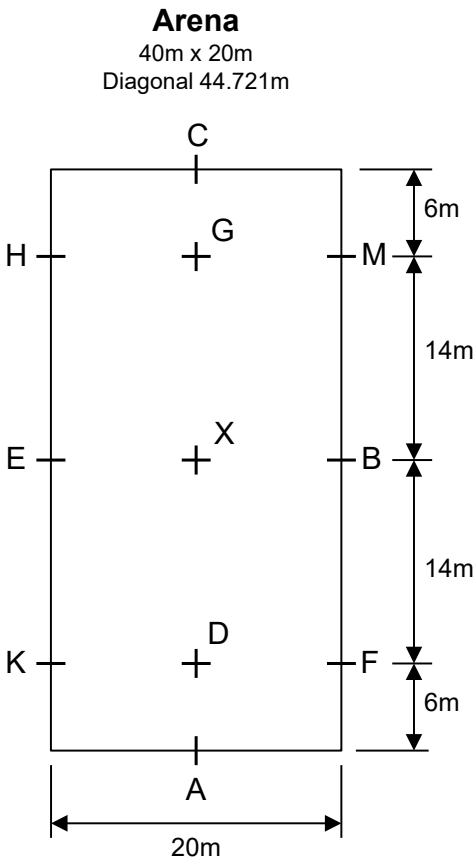
For any other level of any event, the Athlete should contact ESNZ Dressage.

Should a combination not have met these criteria, the national selectors reserve the right, at their discretion, to waive the above criteria.

ANNEX 6:

ARENA SPECIFICATIONS

Also refer to Article 472 (page 55)



ANNEX 7

YOUNG DRESSAGE HORSE COMPETITIONS

1. Horse Eligibility

- a) **The Official Age** of all horses will be calculated as per FEI Rules and DNZ article 461.3 (1st August for Southern Hemisphere born horses and 1st January for Northern Hemisphere born horses)
- b) **Age & Breed Verification for Local, Regional & Premier League Events**

It is the responsibility of the rider or person responsible to ensure that the correct age and breed of the horse is entered in the profile section of the ESNZ database and any Event Management system (eg EvoEvents) and that the horse is entered in the correct class

- c) **Age & Breed Verification for National & Named Events**

All eligible horses MUST have a Passport or Breed Papers

The only horses who do not need a passport or breed papers are those where there is no Studbook in NZ to register these horses with – eg: a true stationbred with no warmblood breeding. The person responsible for these horses must provide a signed service certificate from the stallion owner proving the insemination took place on a particular date and also a signed statement from the breeder to state the breeding of the horse and date of birth. Supporting evidence such as vet accounts / certificates may be required to prove the age.

- I It is the responsibility of the rider or person responsible to ensure that the correct age and breed of the horse is denoted as verified and showing the green icon on the ESNZ database eg

Jamaica Cruzeiro do Sul



For North Island & South Island Future Stars, and the National Young Horse Championships, breed papers or passport or other Dressage NZ accepted verification of age/breed must be available by date of close of entries or the entry **will not be accepted**.

- Verified papers should be uploaded to EvoEvents by date of close of entry
- The correct sire / dam / damsire / breed and breeder must also be recorded on the horse's profile on the ESNZ database, EvoEvents or any other entry management system
- It is the responsibility of the rider or person responsible to ensure that the horse is entered in the correct class

Unsure if your documentation / verification is satisfactory?

Please contact **Jody Hartstone** jody@hartstoneequestrian.com

Please do not contact Event Secretaries with verification queries

d) **Height:** Horses must exceed 148 cm with shoes

2. Rider Eligibility

- a) Riders must be current competitive members of ESNZ to compete in Young Dressage Horse competitions
- b) Rider Age: Riders may compete in YDH competitions from the beginning of the calendar year in which they turn 12 years of age.

3. Dress Code

- a) Dress Code applies(as per DNZ article 479 Events for all Young Horse Classes held at all categories of events.
- b) Dressage NZ dispensations do not apply and the use of any rider compensating aids is not permitted

4. Whips

A whip (total maximum length of 120 cm including flapper) is permitted to be carried in all young dressage horse classes at all categories of events

5. Commanding

Where riders are permitted to use their own commander in any test, this commander should stand at E or B and on the opposite side from the judges

6. Saddlery

- a) 4, 5 and 6 year old horses must be ridden in a snaffle bridle.
- b) The Mexican/Crossed noseband is not permitted
- c) The minimum diameter of the mouthpiece of the snaffle bit must be at least 12mm
- d) 7 year old horses may be ridden in a snaffle or double bridle. The double bridle must comply with Art 477

7. Grading Points

No grading points are allocated for young dressage horse age group competitions

8. Tests

The 2021 Dressage NZ Tests for 4,5,6yr old horses must be used

Link to the tests

<https://www.nzequestrian.org.nz/disciplines/dressage/resources/dressage-tests/>

The FEI 7yr old tests for 7year old classes to be used

9. Rules

Unless specifically stated in this document, all ESNZ Rules for Dressage apply.

10. Competition Format

Competition	Local and PL Shows	NI / SI Future Stars and National Finals
Horse Age Groups	May Include 4,5,6,7 year olds	4,5,6,7 year olds
Rounds:	One round only, using Round 1 Tests	<p>Two Rounds using Round 1 Test in first round, Round 2 Test in second round.</p> <p>Scores from the first two rounds are added together to decide the top 2 horses in each age group.</p> <p>These two horses will be recalled to be and ridden in front of the judges before Champion and Reserve are announced. Commentary – no further judging</p> <p>Scores from the second round are to be withheld until the announcement of Champion & Reserve</p>
Tests:	<p>NZL YDH tests, FEI 7 yr old test</p> <p>(All tests to be ridden individually)</p>	<p>NZL YDH tests, FEI 7 yr old test</p> <p>For 4, 5, 6 yr olds First round tests may be ridden in groups of two horses or individually at the OC's discretion</p> <p>Second round tests must be ridden individually</p>
Trot Work:	All trot work in YDH tests to be ridden as specified in the test	All trot work in YDH tests to be ridden as specified in the test

Commanding:	<p>Tests may be commanded.</p> <p>Caller to stand at E or B and on the opposite side from the judges</p>	<p>Only Round 1 test may be commanded</p> <p>Caller to stand at E or B and on the opposite side from the judges. If the first round is ridden in groups of two the OC will provide the Caller</p>
Qualifying:	<p>No previous qualification necessary</p>	<p>No previous qualification necessary.</p> <p>If numbers are restricted then balloting may be required at the OC's discretion.</p> <p>If balloting is required priority will be given to horses who have scored at least 65% at a Premier League Event in YDH classes</p>
Participation:	<p>Horses are required to be ESNZ registered but do not require a discipline Annual Start.</p> <p>Horses may enter in an age group lower than their age but must compete H/C</p>	<p>Horses must have current ESNZ registration and have a discipline Annual Start.</p> <p>All horses must be denoted as age verified the ESNZ website with the "Verified" Shield at date of close of entries or entries will not be accepted</p>

1. Scoring

- a) The Young Dressage Horse Score sheets apply.
- b) Errors of Course: As per the test sheets
- b) Flying changes are optional in the 6 yr old tests and may be replaced by a simple change. This will not be penalised in the overall perspective and submission mark. A well-executed simple change will be taken into equal consideration as a well-executed flying change.

12. Judges

- i. All judges and YDH specialists must adhere to the requirement of Rule DNZ rule Conflict of Interest and declare any conflict of interest if asked to officiate .
- ii. The judges should sit together at E or B, however, where the arena layout does not provide room for this positioning, the judges may sit together at C
- iii. Where there are two rounds, in the 4,5,and 6 yr old classes, where possible, the first round is judged by the judges from E or B, and the second round is judged from C.
- iii. It is recommended that there should be commentary by the judging panel made available to the public during the second round or, if possible, both rounds at the North and South Island Future Stars and National Championships. There shall be commentary of the top two horses who are called back to the arena before the final champion and reserve are announced. Commentary is also permissible at other events at the discretion the OC.

National Championships and North and South Island Future Stars:

The appointment of all judges for these events should follow the below guide-lines. If these guidelines are unable to be met, any changes are to be approved by the DNZ Judges sub-committee.

a) All rounds of 4,5 and 6yo old competitions must be judged by either two FEI Young Horse judges or one FEI Young Horse judge plus one judge who is a NZL National A or B Accredited Young Horse judge or foreign equivalent. There may be a third judge who is recognised as a Young Horse specialist by Dressage NZ (eg Grand Prix Trainer or Rider). Application to use a YH specialist must be made to the Judges Subcommittee and be endorsed by the Dressage NZ Board .

b) For 7yo competitions, in addition to the two judges, one technical judge of at least NZ List A or B level, or equivalent foreign level judge sits at C to assess the technical execution of the test. The two other judges as above, sit together at E or B to judge the quality and standard of training as per the Young Horse assessment format.

Premier League

All competitions must be judged by two judges.

Judges should be either FEI Young Horse judges and/or with a maximum of one judge on the panel being a NZL National List B Accredited Young Horse judge or foreign equivalent OR NZL National List A accredited YH judge, accompanied by a NZ National list B judge.

In the 7 year old competition there must be a third judge to assess the technical components who must be at least NZ List B level or foreign equivalent.

Local

i. At Local competitions, one judge in a panel of 2 must be a List C judge or above, and to have attended a YDH clinic within the previous 2 years from the start of the competition season the show is being held in.

ii. For 7yrs old competitions, the Judge at C must be List B and above.

ANNEX 8:

GOLD SILVER BRONZE CLASSIFICATIONS

Each level of graded competition e.g., Preliminary, Novice etc. up to Advanced Medium is divided into three sections: Bronze, Silver and Gold.

The section which a member may enter is determined by the rider experience AND the combination experience at each level of competition, whether on a horse or pony. Each level can run as one class with all riders being judged by the same judge. In this case at the end of the class the results of the class are divided into the different sections.

Alternatively, if the numbers allow sections may be run as separate classes at that level.

- Bronze sections are for less experienced combinations who have just started competing at a given level so that they can compete against those with a similar ability.
- Silver sections are designed for those combinations that show more ability at a level and have demonstrated that they are no longer beginner at that level.
- Gold sections are open to riders who do not qualify for Bronze or Silver

Guidelines

- Applies to graded competitions only
- Does not include musical scores in determining section eligibility
- Section eligibility is as evening prior to start of event
- No restrictions on riding downgraded horses
- There is no expectation or requirement that an event uses this classification system, nor do they have to use all three sections if it is chosen to be used. For example, an event may choose to run a bronze section and all gold and silver are run as open.
- Sections do not have to be run as separate classes but can be run as one class with extra awards for silver and bronze riders.
- There is no expectation that Premier League shows provide separate championships for silver and bronze riders especially if the level is being run as one class.
- To check your horses and rider results history, go to ESNZ website or EvoEvents

Eligibility at the evening prior to the event					
Preliminary Gold: All riders that don't meet the criteria of either Preliminary Bronze or Silver below					
To compete Preliminary Bronze you MUST answer NO to BOTH statements			To compete Preliminary Silver you MUST answer NO to BOTH statements		
	Yes	No		Yes	No
As a rider on any horse competed at Medium level or above in the last four years			As a rider on any horse competed at Advanced Medium level or above in the last four years		
As a combination have achieved more than 8 scores of 65% or above at any level (excluding Freestyle scores)			As a combination have achieved more than 8 scores of 68% or above at any level (excluding Freestyle scores)		
Novice Gold All riders that don't meet the criteria of either Novice Bronze or Silver below					
To compete Novice Bronze you MUST answer NO to BOTH statements			To compete Novice Silver you MUST answer NO to BOTH statements		
	Yes	No		Yes	No
As a rider on any horse competed at Advanced Medium level or above in the last four years			As a rider on any horse competed at Advanced level or above in the last four years		
As a combination have achieved more than 8 scores of 65% or above at any level Novice and above (excluding Freestyle scores)			As a combination have achieved more than 8 scores of 68% or above at any level Novice and above (excluding Freestyle scores)		
Elementary Gold All riders that don't meet the criteria of either Elementary Bronze or Silver below					
To compete Elementary Bronze you MUST answer NO to BOTH statements			To compete Elementary Silver you MUST answer NO to BOTH statements		
	Yes	No		Yes	No
As a rider on any horse competed at Advanced level or above in the last four years			As a rider on any horse competed at Small Tour or above in the last four years		
As a combination have achieved more than 8 scores of 63% or above at any level Elementary and above (excluding Freestyle scores)			As a combination have achieved more than 8 scores of 65% or above at any level Elementary and above (excluding Freestyle scores)		
Medium Gold All riders that don't meet the criteria of either Medium Bronze or Silver below					
To compete Medium Bronze you MUST answer NO to BOTH statements			To compete Medium Silver you MUST answer NO to BOTH statements		
	Yes	No		Yes	No
As a rider on any horse competed at Small Tour or above in the last four years			As a rider on any horse competed at Medium Tour or above in the last four years		
As a combination have achieved more than 8 scores of 63% or above at any level Medium and above (excluding Freestyle scores)			As a combination have achieved more than 8 scores of 65% or above at any level Medium and above (excluding Freestyle scores)		

Advanced Medium Gold					
All riders that don't meet the criteria of either Advanced Medium Bronze or Silver below					
To compete Advanced Medium Bronze you MUST answer NO to BOTH statements			To compete Advanced Medium Silver you MUST answer NO to BOTH statements		
	Yes	No		Yes	No
As a rider on any horse competed at Medium Tour or above in the last four years			As a rider on any horse competed at Big Tour in the last four years		
As a combination have achieved more than 8 scores of 63% or above at any level Advanced medium and above (excluding Freestyle scores)			As a combination have achieved more than 8 scores of 65% or above at any level Advanced medium and above (excluding Freestyle scores)		

ANNEX 9:
RULES FOR ESNZ DRESSAGE ADMINISTRATION
ESNZ BY-LAW No 17

Please refer www.nzequestrian.org.nz for a copy of the Dressage NZ By-Law which sets out the Rules for Administration for Dressage NZ.

ANNEX 10:

NZ PONY CLUBS ASSOCIATION DRESSAGE RULES (Effective 1/8/20) (additional to ESNZ Dressage Rules)

Introduction

The following are additional requirements to ESNZ Dressage Rules for NZPCA Dressage competitions. At Area Dressage Trials or NZPCA Dressage Championships, refer to NZPCA Dressage Championships and Area Selection Regulations. Reference should also be made to NZPCA General Regulations.

A. Ground Jury, Appeal Committee and for lodging **Objections at Area Dressage Trials or NZPCA Dressage Championships** refer to NZPCA Dressage Championships and Area Trials Regulations 10, 11, 22 and Annex E.

B. Arena:

Arena borders must be of one type e.g. rope, picket, plastic chain, plastic pipe etc but not a combination of any of these. Rope arenas may be used at rallies and pony club competitions, but for safety reasons the ropes should be able to be readily released from the standards. Plastic chain must have 'break points' in the chain approximately every 25m. The rope or chain must be at least 45cms and not more than 60cms above the ground.
NB Electric fence standards and tape are not suitable.

C. Identification Numbers:

Are required to be worn at all times whilst at the venue of the NZPCA Dressage Championships. (Refer NZPCA Dressage Regs 17.4.) They are not required at branch, club or area dressage competitions.

. Hair:

Long hair must be contained in a hairnet or plaited ponytail.

E. Gear Safety Inspection:

Refer to the current ESNZ Dressage Rules, NZPCA Dressage Championships & Area Trial Regulations and current NZPCA General Regulations (19.3).

At branch, club and area dressage competitions, all competitors must have one compulsory Gear Safety Inspection before their first test of the day. It is the rider's responsibility to make sure their gear has been inspected by a Gear Safety Inspector before starting. Failure to do so risks elimination.

F. Stewards:

A Chief Steward and Assistant Steward(s) will be appointed for NZPCA Dressage Championships. Pony Clubs do not need to appoint a Chief Steward for their events.

G. Minimum Standard of Medical Cover required for all NZPCA Dressage Competitions:

Please refer to NZPCA General Regulations 24.4 and Schedule 3.