



EQUESTRIAN SPORTS
NEW ZEALAND

The Year in Review 2022

Annual Report and Financials



Contents

02

Chief Executive Report

10

Board Chair Report

05

Equestrian Sport in New Zealand

12

ESNZ Board Members

06

Our Values

17

The Year in Review

07

Statement of Strategic Intent
2022 – 2026

41

Financial Summaries – Central
and National Equestrian Centres

08

Our Whānau

47

Audited Financials

09

Key Focus Areas

61

Audit Report



Chief Executive Report 2022

While we thought Covid was behind us as we started the new year, we found ourselves back in a position of lockdowns followed by gradual returns to competitions. The upper North Island took the greatest hit with several shows cancelled or hastily rearranged. I would like to acknowledge all our members and competitors, discipline board members, staff, officials, sponsors, volunteers, area officers and organising committees who helped navigate a tricky year. Your commitment and dedication ensure equestrian competitions in New Zealand continue to be delivered. The need to be flexible and adapt to changing circumstances has been on full display over the last year.

Partnerships

Once again, we want to recognise the significant support that we get from several key partnerships.

Sport New Zealand continues to fund several initiatives for us focused on ensuring we are creating opportunities for our tamariki and rangatahi along with an ongoing focus around diversity and inclusion in our sport. During the year Equestrian Sport New Zealand was invited into wave three of the Strengthen and Adapt Programme. The development of some key projects will be developed this year with implementation starting early 2023.

High Performance Sport New Zealand funding was secured through to Paris. As a podium sport the focus for our funding is on producing medals. Post Tokyo a new plan had to be developed and presented to HPSNZ. With a reduction in funding post Tokyo the HP team has moved to an absolute focus on Championships.

To our national partners Majestic Horse Floats, IRT and Petcover, we thank you for your ongoing support and to the supporters and sponsors at discipline level your support is critical in enabling us to provide great experiences for our riders.

Statement of Strategic Intent

Equestrian Sport New Zealand launched its new Statement of Strategic Intent (SSI) at the start of 2022. Significant work went into this document lead by the Board. There are three key areas of focus with the SSI that include:

1. Quality Horse and Human Recreational Experiences
2. Quality Horse and Human Competitive Experiences
3. World Winning Performances

Our work going forward will focus on these three areas. A

copy of the SSI and supporting documents is included for your viewing.

Some key focuses areas are around the wellbeing of human and horse, how we become more inclusive of all involved in the sector via better collaboration with current and new partners and competing and winning on the world stage across all disciplines.

FEI

We were finally able to connect in person with the team at the FEI as the borders opened to travel. The Sports Forum in Lausanne was held in late April and was attended by me, Scott McKenna from Dressage and Nick Page from Endurance. Jo Colin our new GM Community was also able to attend prior to her move to New Zealand. There was a strong focus on horse welfare and the social licence to operate which you will notice features in our SSI.

The FEI celebrated 100 years in existence which is quite an accomplishment.

As well as attending the Sports Forum we were able to arrange three days of meetings with all the different departments within the FEI. We arrived with several questions and a few issues we were seeking guidance on. The team at the FEI were really understanding on those issues and were genuinely looking for ways to find solutions. We were able to negotiate some good outcomes for the sport.

As the world adapts post Covid it will be important for us to stay connected with the FEI and find solutions by working with other National Federations as many of them have the same challenges that we do.

Database Project

The database was launched in October after a significant amount of work to bring together our data and

information from several platforms. The new database has come with a few challenges and we thank you for your patience and understanding. As the year has progressed, we have seen updates and improvement that we know will make the user experience easier.

The results part of the database certainly had more challenges than expected. The decision was made to delay the launch of this to ensure data credibility. The new season should see this operational. Bringing across 25 years of results has certainly been a bigger task than was originally planned.

Staff

ESNZ is fortunate to have a dedicated staff who are committed to providing opportunities for all our members. The year saw a few changes to the team. We welcomed Jo Colin to the team towards the end of the year as GM Community. Martin Freeman joined the finance team to support Murray Ingram on a permanent basis. Hayley Pickmere joined the organisation as Sport Manager for Eventing and while Eliza Johns departed the role in Eventing, she re-joined us to take on a role within High Performance working with Jonathan Paget and Warrick Allan along with leading our project in developing a National Secondary School Competition to be run in Winter Tournament week.

Finances

I am pleased to report that the organisation was able to produce good financial outcomes across the board. In what ended up being a challenging year in terms of delivering events we were able to manage our costs while also bringing in some new investment. It should be noted that the disciplines and Central were all able to provide financial support to the NECs as we know that the two centres are an integral part of the delivery of the sport. A fuller report is included in this document.

Looking forward

The year ahead will hopefully see the return to running a more normal season for us all with little to no disruption. It will be great to see a return to a full season for all our members.

We look forward to the return of the Land Rover Horse of the Year after a two-year hiatus. We were also thrilled to announce late in the year a new partnership agreement with Land Rover who come on as our premier partner. Land Rover's investment will be across the organization from pony to podium. We are excited about the opportunity and grateful for Land Rover's support. The investment goes into our disciplines as well where you will see some new competition formats in Jumping and Dressage along with investment into Eventing.

The Constitution review will be completed and embedded into the organisation. This will see some amendments and will have an impact on how we operate. We will work closely with the disciplines and our organising committees, area groups and clubs to ensure the

transition is as smooth as possible.

We delivered our first National Secondary School Tournaments in the winter tournament week at NEC Taupō and NEC Christchurch

We will also get confirmation at the end of the year around funding for our Strengthen and Adapt project.

In the High Performance arena, we will have an Eventing team aiming to qualify for Paris at the World Championships in Pratoni Italy along with a Dressage Team attending Dressage World Championships in Denmark. We will also continue the development of our Show Jumping program with a goal of qualifying for the Paris 2024 Olympics.

So much to look forward to.

National Equestrian Centres

Christchurch

During the current year the NEC has been busy further developing and enhancing the facility. A new water jump has been constructed on the cross country and will be first used for Springston Trophy in October.

This is part of the developments that Springston Pony Club will vest in the NEC along with six new cross country combinations from 80cm through to 1.5m.

A new speaker and power system has been put in around the Hampton Oval. Now all of the judges' boxes will have power and separate sound amplifiers for each ring which can be combined to stretch out through to the whole facility.

A new TV and camera has been installed in the Glen East Hall, which means members can join for board and committee meetings by zoom.

A new 60m x 110m arena is being developed. This is fully irrigated and we are just waiting for funding to put a topping on it. The preference being Treadlite. Approaches have been made to Jumping and Dressage for assistance.

Plans for the future are to complete that arena and build more covered yards on the training ground.

In the autumn we plan to contour, level and stone bury the training ground cross country area. If this is successful, we will roll that programme around the rest of the cross country in due course.

As always, we would like to thank our sponsors in particular Dunston, Fibre Fresh, Hobson Horse Coaches, Waterforce and Treadlite. We would always welcome more sponsors and supporters.

Thanks also to our groundsman, administrator and committee who turn up regularly for the meetings and embrace the developments and potential future.

Also a very big thank you to all the volunteers who put countless hours into both maintaining and developing the facility.

Without their continued support we would struggle to achieve the progress that we do.

Taupō

The effects of Covid were felt for the first six months, with the loss of many major events and also, disruption for our committee and staff.

The resurfacing of the Land Corp Arena was the highlight of the year. Thank you to the band of volunteers and especially John Cottle who assisted with this development project.

The Andrews Bowen surface has been a great asset. A big thank you to North Fuel who supplied diesel for the development and to Treadlite for sponsoring refurbishment of the old Bell Tea Dressage Arena.

With funds provided by ESNZ the NEC were able to complete refurbishment of the old ablution block and the Bay of Plenty Dressage group donated portable heaters for the cafe meeting areas.

The committee approved a \$1 donation from every entry at the NEC to the Horse Ambulance Trust. We have a very enthusiastic committee and look forward to continued progress for the next 12 months. Thank you to the number of volunteers that make the events possible especially Denise Rushbridge and Rowan Armer for our Eventing competitions. Thank you to Dunstan Fibre Fresh for their continued support and to the other sponsors of events through the year. Thank you to McIntosh Global Equestrian who have been instrumental in running events such as jump club and showjumping shows for the NEC. Thinking forward to the coming year, the main projects for the NEC are to ensure security of water and power, ongoing surface upgrades, more covered yards. We look forward to hosting some major commercial events this year including Equifest and Māori Incorporations' annual meetings which add significantly to our reserves.

Overall financial result

The overall result for the year was pleasing given the impacts on events because of the Covid lockdowns during the season. However, ESNZ was still able to invest in its facilities and the implementation of the new database. We can report a group surplus for the year of \$168,853 and a total equity of \$6,877,297.

ESNZ's consolidated annual surplus of \$168,853 for the year is 80% lower than the previous financial year and can be explained by a 9% decrease in revenue – some of which is due to Covid-19 affecting the competition season. Income from funding, grants, and sponsorships increased by 8% and operational revenue decreased by 22%.

Expenditure increased by 3% with increases being seen in employee related costs (7%) and high performance related costs (29%), operating lease costs (22%), and merchandising costs (134%). Other operating costs reduced by 16% mainly through competition and event expenses (37%), legal expenses (72%), and prize money (50%).

Cash generated from operations during the year was a contribution of \$38k with investing activities being a net outflow of \$351k and cash utilised in borrowing activities of \$113k resulting in a decrease in cash resources from June 2021 of \$426k. It should be noted that 83% (\$2.5m) of these funds are controlled by the various disciplines.

Central incurred a current year surplus of \$34,285. This is a decrease of \$194,917 from the prior year and is largely due to decreased membership (10%), other operating income (25%), IT support costs (11%) due to transition to new database system, and recruitment (63%). An increase in product sales (50%) and government funding (11%), with savings in accommodation, meals and travel (27%), advertising and promotion (33%), and depreciation (29%) positively impacted the surplus for the year.

Below are the financial results for the different cost centres within the consolidated accounts and the results for the past five years.

	2021-22	2020-21	2019-20	2018-19	2017-16
Central	34,285	232,009	127,368	(15,716)	67,951
Dressage	9,030	77,945	58,221	20,215	50,348
Endurance	(6,535)	(9,595)	(3,255)	7,734	(7,347)
Eventing	4,667	33,286	13,351	36,778	(57,323)
Jumping	(4,309)	36,515	128,881	2,931	47,650
High Performance	42,966	7,091	37,525	148,254	63,656
NINEC Taupō	32,967	109,450	142,732	398,974	348,445
SINEC McLeans Island	46,387	348,724	(45,901)	(26,904)	(5,139)
Total	161,948	835,425	458,922	572,266	508,241

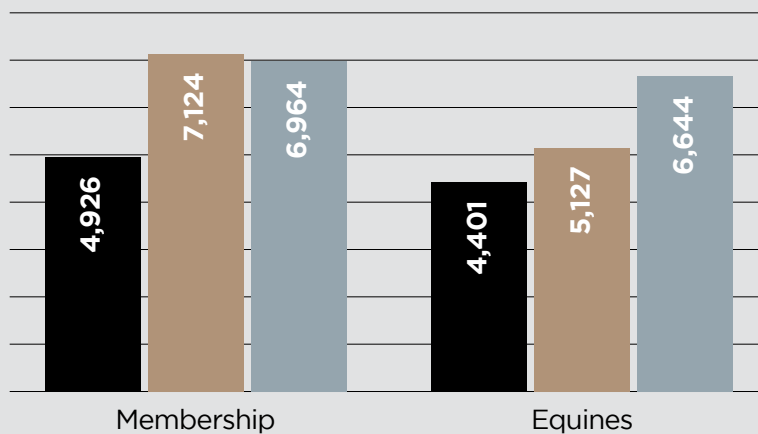
Memberships and Discipline Starts

The final numbers of members for the financial year has shown a slight correction which could be attributed to the end of the competition season being cancelled, with the number of equines registered also showing a decrease.

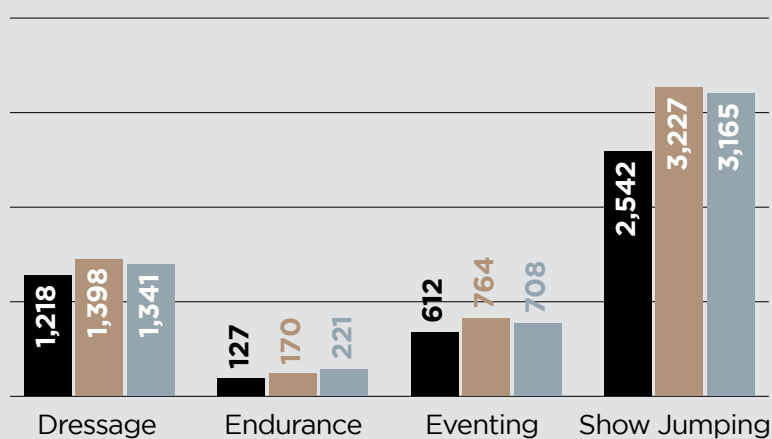
All disciplines have shown a reduction in discipline starts purchased for the year due primarily to the impacts of events cancelled due to Covid-19 during the competitive season.

Total Memberships and Equines

■ 2022 ■ 2021 ■ 2020



■ 2022 ■ 2021 ■ 2020





Equestrian Sport in New Zealand

Equestrian Sport in New Zealand provides safe environments for our members and the wider equestrian community to enjoy competition and recreational equestrian pursuits at all levels of participation. The welfare and the wellbeing of both horse and human is foundational to the way we operate and we are committed to fair play and a focus on enjoyment for all.

As an organisation our members – riders, officials, coaches, organising committees, volunteers, funders, sponsors, breeders, owners and grooms are a focus for us as we work with our Disciplines of Jumping including Show Hunter, Dressage, Eventing, Endurance including Competitive Trail Riding, and Para Equestrian.

We provide pathways and opportunities for combinations to compete and win on the world stage through inspiring performances at World Championships and Olympic Games across all our Disciplines.

We recognise there are also a significant number of other entities involved in the equestrian industry and we will collaborate to find ways to provide further benefits to a much larger whanau. We are committed to ensuring we are inclusive in the way we develop equestrian based opportunities moving forward.

We recognise the importance of our tamariki and rangitahi in helping shape Equestrian sports for the future and also our obligations under the Tiriti O Waitangi.



Our Values

Our values are the basis and guide on which we operate, communicate and make decisions





Equestrian Sport New Zealand - Statement of Strategic Intent 2022 - 2026

Our vision

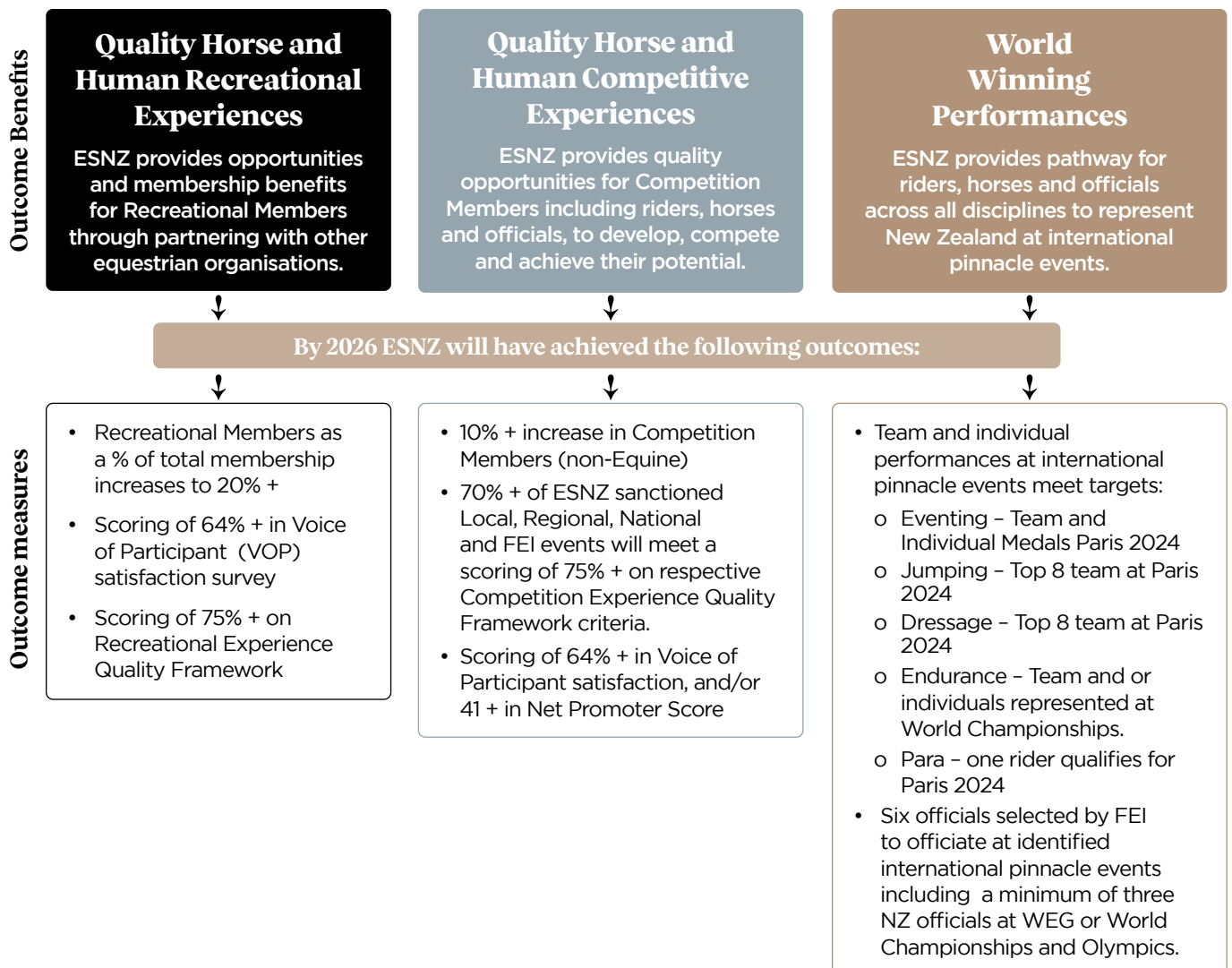
To enrich the lives of humans and horses through equestrian pursuits

Our purpose

Equestrian Sports New Zealand exists for the equestrian community to participate in organised, safe and inspiring recreational and competitive equestrian sport experiences.

.....★.....

‘Pony to Podium’



Governance and management excellence with impactful relationships and inspiring communications.



Our Whānau

Primary (legal) Owners: ESNZ Members

- Riders including competing and non-competing (including guardian of rider under 14)
- Officials – technical delegates, judges, stewards, technical officials (including FEI and Clean Sport testers)
- Coaches
- ESNZ and Discipline Board Directors
- Members of Area Groups holding office
- National Equestrian Centre (NEC) sub-committee members and NEC members
- Breeders
- Owners
- Horses = Equine Registrations
- Volunteers

Secondary (moral) Owners: Core Stakeholders

- Discipline Boards; Jumping and Show Hunter, Dressage, Eventing, Endurance and Competitive Trail Riding, Para equestrian
- ESNZ Staff
- Equine Owners
- Volunteers
- FEI
- Horse of the Year Limited
- Member Organisations such as NZPCA, Royal Agricultural Society, Agricultural and Pastoral Societies.
- Associated Event Holders
- Sport New Zealand, High Performance Sport New Zealand, New Zealand Olympic Committee, Paralympics New Zealand
- Sponsors and Commercial Partners
- Organising Committees - Events
- Private Facility Owners
- Riding Clubs, Polo, Polocrosse, Riding for the Disabled, Mounted Games, Riding Schools, Western Riding Clubs, Vaulting, Driving Groups, Hunting Clubs, Special Olympics
- NZ Equine Research Association
- NZ Horse Research Foundation
- Evo Entries (EE) and Main Events
- Supporters and Fans

Our Challenges and Opportunities

Our core challenges are financial stability, access to (quantity) quality facilities throughout New Zealand, horse welfare and biosecurity, coaching development, officials' development, development pathway for all disciplines, new technology and database, sports structure and governance. Horsepower for world leading performances and quality breeding for all pursuits, FEI and a voice on the world stage. Competition models – relevance, accessibility, voice of rangitahi, inclusiveness of the equestrian industry. The busyness of society and discretionary time and money is highly contested. A decrease in participation and volunteerism.



Key Focus Areas

Quality Horse and Human Recreational Experiences

- Four new formalised relationships with partner organisations, e.g., Royal Agriculture Society, New Zealand Secondary Schools, Riding Clubs, Riding for the Disabled, Vaulting NZ.
- Two new Membership offerings with an uptake of 30%+
- Affiliated or Recreational membership option delivered
- Recreational Experience Quality Framework implemented
- Increase awareness of ESNZ 'story' for all NZ'ers by 10% (via Honoco Research)
- Increase awareness of ESNZ activities and offerings in the recreational equestrian community via partner EDM with a direct email open rate by 30% + of non-member target audience
- All partner organisations adopt or incorporate ESNZ 'Change the Rein' culture improvement framework

Quality Horse and Human Competitive Experiences

- Aligned Discipline pathways from grassroots to high performance
- 50% of current coaches engaged in coaching development pathway and 25 new coaches enter our system
- 100 officials and volunteers engaged in pathway for officials and volunteer development
- Quality official and volunteer experience base number established via VOP survey
- National Equestrian Centres recognised as a national lead on environmental Good Management Practice for equestrian facilities.
- Measure of horse welfare improvement developed
- Horse welfare education opportunities developed with a minimum of 3 learning opportunities provided to Members
- Human wellbeing - a rating of 85% + NPS for quality experience for ESNZ staff, competition riders, officials, volunteers and grooms
- 30% increase in awareness and inspiration of ESNZ competition opportunities for riders and officials by sharing our stories and personalities
- 75% of ESNZ competition events are held at venues that meet the facility criteria of the Competition Experience Quality Framework
- 20% increase in the number of facilities that meet FEI criteria for hosting FEI events

World Winning Performances

- High Performance (HP) development programmes are aligned for riders on the pathway - 85% agreement via two Rider satisfaction surveys and one on one interviews annually
- Seamless transition and combinations arrive in Northern Hemisphere and perform to Individual Performance Plans - athletes achieve IPP goals
- Strong horsepower depth for all HP and development riders. Targeted number (being set) of combinations available and meeting Picture of Performance targets at selection date
- Horsepower Owners initiative re-established - 3 new owners in the HP Programme
- Excellence in leadership, planning, support management, guidance, and expertise. Recruit and retain key HP team members. Clear and transparent communication plan implemented. Meet agreed financial outcomes
- An analytical and inquisitive approach to Innovation and technology to drive competitive advantage -introduce one new technology in partnership with HPSNZ. Increased use of Equi Ratings
- ESNZ, riders, owners, funders and other partners are well connected, clear selection policies and HP staff visibility across programs - satisfaction survey to all parties scoring 70% +.
- Athlete wellbeing - 100% participation in Athlete Rider Life Programme. Athlete wellbeing program introduced using technology
- Increase awareness of ESNZ world class performances , and generates inspiration and pride for all NZ'ers by 10% + (via Honoco Research)

Governance and management excellence with impactful relationships and inspiring communications.



Board Chair Report 2021-2022

A year ago, we spoke about an uncertain landscape. Being resilient and pivoting were cited often. We have endured a lot more practice at this than we perhaps thought as Covid -19 continued to impact our lives and the ability to take part in equestrian activities. Thank you to the discipline teams, organizing committees and members who adapted, and just got on with it. There were some great competition opportunities where traffic light settings permitted.

Another significant impact of Covid was the cancellation of the Land Rover Horse of the Year Show. Equestrian Sports New Zealand (ESNZ), a shareholder of Horse of the Year Limited (HOYL), is very aware what this event means to the equestrian community. We are excited to be working closely with the HOYL team and committed to make this event a memorable experience on every year's equestrian calendar.

Statement of Strategic Intent

Towards the end of 2021 the Board concluded the work on the Statement of Strategic Intent (SSI), and it has been a pleasure to share this with the disciplines, members and our partners.

This was a significant piece of work for the Board and will see an extension of priorities. The aim of this is to create greater inclusion of all members of the equestrian community, including recreational opportunities, competitive experiences and world winning performances.

Next steps are now underway as the team focus on the delivery and bringing to life this work. CEO, Julian Bowden has outlined the three key focus areas in his report and the SSI is part of this Annual Report.

Horse and Human Welfare

Equestrian sport is unique, and the horse human relationship provides an incredibly special experience not afforded to most other sports. As an equestrian community we need to be aware of the risks associated with this and continue to strengthen our social licence to operate with

emphasis on animal welfare. ESNZ needs to take the opportunity to work with our members and form close working relationships with the FEI who are active in this space and have regulations in place to uphold the code of horse welfare. A focus will be to develop a horse welfare strategy and ensure the general regulations and complaints procedure are supporting and fit for purpose.

The wellbeing of our people has also been a topic for discussion. Instances of bullying within our community will not be tolerated and we are currently revising our legal and disciplinary regulations to ensure they support our values of upholding the wellbeing of our people.

Constitution Review

The Incorporated Societies Act 2022 (the new Act) was passed on 5 April 2022. This has given the green light for next steps in the Constitution review. The working party is working closely with legal input to have this drafted and ready for consultation later this year.

The Act allows a transition period of several years to give societies time to become familiar with, and prepare for, the new regime. However, ESNZ is well underway with a much needed review of its dated constitution.

Database

Delivering a quality on-line member experience has been a priority for ESNZ for an extended period of time. The re-build has taken longer than planned and the team have worked tirelessly to deliver on

this. 1 November 2021 was an exciting day when members could go online and register themselves and their horses. The Board is committed to ensuring this meets member expectations and appreciate the feedback we have received. We look forward to the full launch of the results capability. This and the website will be a focus for ESNZ 2022-2023.

Facilities review

Member feedback has been strong on the need for greater access to quality facilities. The National Equestrian Centres (Taupō and Christchurch) are continuing to invest in a quality experience for rider and horse. We are a small nation and need to be strategic in the development of facilities. The Board supported a national facilities review which will commence this year.

Strengthen and Adapt

As Board chair it was great to have the opportunity to be involved in the on-boarding session for wave three of the Strengthen and Adapt Sport NZ project. This project will offer great opportunities for focused projects that will benefit our current and future members. The detail of this work is currently being worked on by management and Sport New Zealand. Thank you to Sport New Zealand for their on-going investment in several ESNZ projects.

Board members

There was no change to the composition of the Board during the 2021 – 2022 year. At the AGA this year we will be farewelling Don Robertson who has served six years on the ESNZ Board; is a member of Audit Finance and Risk Committee (AFR), was ESNZ representative on the HOYL Board for a period and a Constitution review working party member and a member of the facilities review group. Don is Convenor of the National Equestrian Centre (NEC), Christchurch, and this has provided a great connection to our national facilities. Don will continue to hold many of these roles.

The contribution and commitment of fellow Board members is acknowledged and appreciated. The specialised skills and diverse ideas that individuals have contributed is valued. Thank you to board members who also hold other portfolios.

Finally, to Julian and every staff member at ESNZ; the Board express their gratitude for your energy, commitment and going above and beyond as once again this year the organisation has navigated a challenging landscape. Continue the positive 'can do' attitude, be proud of the work you do and the difference you make. The Board is excited for the year ahead and looking forward to working with management to create a great future for the membership.

Lynda Clark | ESNZ Board Chair

*Jumping Course Designer, Donella Still, up early at the Glistening Waters ESNZ Series Final Show 2022
Credit: KAMPIC*



ESNZ Board Members

Meet the Board who govern ESNZ



Sue Hobson
President

Sue is the National Judges Officer for Dressage and is passionate about equestrian sport. She is an excellent communicator who is positive and always looking to the future. Sue has commercial experience through running her own successful business and is an experienced international 4* FEI Dressage Judge so brings a wealth of wisdom to the ESNZ Board.



Sue Reid
Endurance

Sue enjoys competing at the top level of Endurance and has served on the Endurance Board in the past as Vice Chairperson. Sue is an Elite Endurance Coach and was instrumental in starting the Junior and Youth programme for Endurance. She is also involved with implementing the Development and Mentoring programme. Sue is currently the Endurance HP Manager and has travelled overseas in the past with several teams.



Lynda Clark
Vice-President & Chair

Lynda is an experienced facilitator, manager, coach and mentor with a background in Dairy Sector organisations, Tertiary Agricultural education and rural wellness. She is highly skilled in leadership and people management, rural wellness and development, business planning, and innovative education. She has a passion for growing great individuals and teams where a positive can-do culture prevails. Lynda has served on several NFP Boards and the Dressage Board as Chair, an appointed ESNZ Board member in the past and now sits as Vice President and Chair of the ESNZ Board. Lynda sits on the Audit Finance and Risk Sub Committee and the Appointments and Remuneration and Committee.



Shannon Galloway
Eventing

Shannon has over 20 years in corporate organisations from education, energy and agriculture. Her experience spans general management, change management and brand building with a specific interest in Marketing, communication and sponsorship. Shannon is the current Waikato Eventing riders' representative and has been a volunteer committee member of Kihikihi Horse Trials for a number of years. Shannon was Eventing's representative for the ESNZ Board and stepped down following the Eventing AGM in July 2022.



Scott McKenna
Dressage

Scott is an experienced criminal litigation lawyer. Scott has also competed to the highest level of Grand Prix in dressage, which gives him invaluable insight into the equestrian industry as well as being the current Chairman of Dressage New Zealand, the Chairman of the Constitution Review Committee, the Chairman of the ESNZ Technical Committee, and the Dressage Discipline Representative on the ESNZ Board.



Jenny Booth
Jumping

Jenny is the owner and operator of East Coast Performance Horses an equine breeding and training establishment based in the Wairarapa. She is a long time Area Group Representative and Show Co-Ordinator. Jenny is also a committee member for the NEC Taupō and on the ESNZ Jumping Board as well as being the Jumping Representative for the ESNZ Board.



Hannah Walton
Appointed Member

Hannah is committed to growing New Zealand businesses through best practice governance. She has broad industry experience covering aged care, telecommunications, air transport, ICT and financial sectors, with particular experience in leading large-scale transformational change programmes through a collaborative style, agile mindset and behaviours. Hannah seeks to bring a long term, strategic focus to the roles she performs and teams she works with, with particular emphasis on clarity of purpose and focus on execution. With a strong background in investment and product development/delivery, Hannah has deep experience within the ICT industry in leading large-scale technology rollouts. Hannah brings energy and commercial/business acumen to the board table, with a leaning towards the pursuit of opportunities over risk avoidance. Hannah is chair of the Audit Finance and Risk Sub Committee and is an Appointed Board Member.



Don Robertson
Appointed Member

Don is a Chartered Accountant in public practice. A Trustee in a number of Charitable and family trusts and a director in a number of private companies. He is the convenor of the NEC Christchurch, sits on the Audit Finance and Risk Sub Committee and an Appointed Board Member.



Ana Sever
Appointed Member

Ana has a career-long record of successful transformation and growth of public and private sector business using digital technology. She has proven governance experience in overseeing technology management delivery and performance, ensuring that risks associated with transformation projects and technology use are mitigated and planned business outcomes are achieved. Anna's governance objectives are focused on advising and leading organisations to take a proactive approach to disruption and successfully optimise business benefit from their digital investment. She brings a fresh and current approach to governance, especially where new energy and direction is needed for accelerated growth. Ana is an Appointed Board Member. Ana also sits on the Remuneration Committee.



Young Horse Jumping Show, December 2021
Credit: KAMPIC

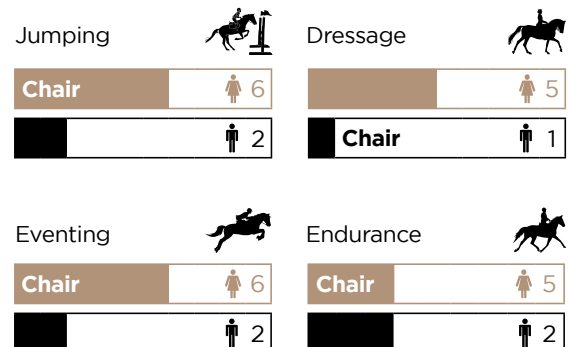
Governance Statistics

ESNZ BOARD



Chairperson Female

DISCIPLINE BOARDS



Meeting Attendance

ESNZ Board Meetings: Total number of full meetings during 2021-22 year – 5

Name	Meetings	Attended
Sue Hobson (President)	5	5
Lynda Clark (Vice-President and Chair)	5	5
Scott McKenna (Dressage)	5	5
Susan Reid (Endurance)	5	3
Raewyn Eastwood (Eventing)	1	1
Shannon Galloway (Eventing)	4	4
Jenny Booth (Jumping)	5	4
Don Robertson (Appointed Member)	5	5
Hannah Walton (Appointed Member)	5	5
Ana Sever (Appointed Member)	5	5

Other ESNZ Board Meetings: Total number of short/catch-up meetings during 2021-22 year – 5

Name	Meetings	Attended
Sue Hobson (President)	5	5
Lynda Clark (Vice-President and Chair)	5	5
Scott McKenna (Dressage)	5	4
Susan Reid (Endurance)	4	3
Nick Page (Endurance)	1	0
Raewyn Eastwood (Eventing)	1	1
Shannon Galloway (Eventing)	4	4
Jenny Booth (Jumping)	5	5
Don Robertson (Appointed Member)	5	1
Hannah Walton (Appointed Member)	5	4
Ana Sever (Appointed Member)	5	4

Board Sub-Committees

Audit, Finance and Risk Committee

- Hannah Walton – Chair
- Lynda Clark
- Don Robertson

The Audit, Finance and Risk Committee meet on a monthly basis.

Appointments and Remuneration Committee

- Lynda Clark – Chair
- Ana Sever
- Sport NZ Representative
- Chief Executive (with the Chief Executive to drop out if discussing their remuneration)

ESNZ Technical Committee

- Scott McKenna – Chair & Dressage
- Murray Smith – Endurance
- Hamish Butler-Gallie – Eventing
- Amanda Illston – Jumping
- Susan O'Brien – ESNZ Steward General
- Sam Jones – NZ Pony Club Association
- Tony Parsons – ESNZ Veterinary General (Advisor Only)
- Graeme McCrory – Honorary Medical Advisor (Advisor Only)

National Equestrian Centres

Christchurch

- Don Robertson – Convenor
- Glenda Jones – Dressage
- Sue Billingheimer – Endurance
- Nick Pyke – Eventing
- Gus Taylor – Jumping
- Andrew Bruce – Appointed and Treasurer
- Tony Roberts – Eventing Canterbury
- Nathan Brown – Jumping Canterbury
- Cherie Pearson – Dressage Canterbury

Taupō

- Wallie Niederer – Convenor
- John Williamson – Dressage
- Ron Guest – Endurance
- Jenny Draper – Eventing
- Jenny Booth – Jumping
- Mark King – Co-opted and Treasurer
- Cathy Vennell – Co-opted
- Peter & Debbie Barke – Co-opted
- Paul Croucher – Co-opted
- Colin and Toni McIntosh – Co-opted

Young Riders

Credit: Libby Law Photography



Vounteer of the Month Award

The ESNZ Volunteer of the Month Award recognises the tremendous contribution that our Volunteers make to the success and survival of our sport.

Sharon Landreth

September 2021



Denise Rushbrook

October 2021



Marilyn Vincent, Jos Gresham, Jenny Draper

December 2021



Jan Sutherland

January 2022



Zoe Haylock

February 2022



John McGiven

March 2022



Brett Dixon, Pierce Lette

April 2022



Joanne Thomas

May 2022



Jackie Thomas

June 2022



Gary Sinclair

July 2022



Michelle and Stuart Blyth

August 2022

The year in review High Performance, Disciplines

19

Annual Report and Financial Summary
- **High Performance**

22

Annual Report and Financial Summary
- **Jumping and Show Hunter**

28

Annual Report and Financial Summary
- **Dressage**

32

Annual Report and Financial Summary
- **Eventing**

37

Annual Report and Financial Summary
- **Endurance**

Please note: these financial summaries have been provided for information purposes only and do not form part of the audited financial statements.



High Performance Report 2021-22

The High Performance team found ourselves in the unique scenario of preparing for major championships for three consecutive years. Following the postponement of the 2020 Tokyo Olympics, we then re-entered an Olympic year 2021 only to find ourselves going again in 2022 with the World Championships.

Following Tokyo, the ESNZ High Performance system ran an extensive debrief process before adjusting and re-setting the High Performance strategy. The most noticeable changes include moving from three separate strategies to one whole of sport strategy with a spotlight on three overarching themes, Olympic focus, Fit-for-purpose programme delivery and an environment which supports wellbeing for all.

Each programme looks very different to each other at this stage depending on the discipline, mostly due to maturity and funding. However, the goals are the same "Podium success at Olympic Games". Our job in the High Performance team is to develop these programmes and provide the necessary support for our athletes to realise this vision.

Eventing

All focus this year has been on the World Championships in Pratoni, Italy. Following the Tokyo campaign, we needed to focus on developing more depth to ensure we have the strongest team possible for the Paris Olympics. Whilst, we are going to Pratoni to contest the medals, it is also acting as an opportunity to expose our developing athletes to championship level. To prepare for this, we have contracted Sam Griffiths as our Eventing Head Coach, on the ground in the UK to work with our athletes in their yards, squad camps and competitions.

There has also been a shift in the types of competitions we have targeted this year, this is determined by the individual performance plans for each championship



Daniel Meech & Cinca 3 Credit: Libby Law Photography

combination and what they need to properly prepare for the World Champs. We have also participated in four nation cup team events where we have been able to practice running as a team.

At the time of writing this, the Eventing team for the World Champs has just been announced and it is very encouraging to see some fresh faces in the mix.

Dressage

For the first time in 24 years, we sent a team of three combinations to the World Championships, held in Herning, Denmark. That in itself was a massive achievement when you take into consideration the impact Covid has had and the limited opportunities for each combination to achieve the necessary qualifications. Thanks to the dressage discipline, an opportunity was provided in New Zealand under a new modified FEI process. Gaylene Lennard picked up one of her two qualifications here and then travelled to Australia to achieve the second. John Thompson was able to get both in Australia, whilst Melissa Galloway was already in Europe and made the most of that competition circuit.

There was a huge amount of support from the sport and some incredibly generous individuals who donated financially to this cause and enabled the opportunity. Unfortunately, we were unable to achieve Olympic qualification for the Paris Olympics. To do this, we needed to be the top ranked nation in group G. Australia were the strongest team out of this group and finished in an impressive team eighth overall. Whilst all three of our combinations put in great performances, we lost one of the three team scores to elimination.

This means we will only be sending an individual to the Paris Olympics, if they are able to meet the New Zealand Olympic Committee criteria of top 16.

All focus for the High Performance department of Dressage is to develop and end to end pathway to ensure we build on this momentum and lay a platform for sustainable success.

Jumping

Due to timing and the combinations available and qualified for the World Championships, the decision was made to focus our attention and limited funding on next year's qualification opportunity for the Paris Olympics. The location in Europe is yet to be confirmed, though we will compete in our Olympic Group G where we will need to finish in the top two to achieve qualification.

Meanwhile, the Jumping High Performance Programme led by Oliver Edgecombe as our High Performance Manager, is continuously evolving. This newly designed programme has been made possible by the Plaw family, who have generously put their hand up to underwrite the programme, knowing that it is essential to sustainable success and was critical to get it underway as soon as possible.

The support offered throughout the programme is being refined and tailored to ensure it is meeting the athlete

need. At present the support includes specialist coaching, competition support, yard support, High Performance training camps, athlete services i.e. Performance Psychology, Strength and conditioning and nutrition.

Three combinations have also been supported to travel to Australia and campaign at a series of shows to gain invaluable experience and begin their Paris preparations.

Para-dressage

Unfortunately, we didn't have any Para-Dressage representation at the World Championships. There is some rebuilding work to be done in the para space and is something that is on the High Performance radar going forward.

Endurance

Like Para-Dressage, we didn't have any representation for Endurance at the World Championships and is another area of opportunity which we hope to develop in the future

We are now two years out from the Paris Olympics which doesn't leave us a lot of time. Our High Performance programmes are critical to successful championship campaigns and we are constantly looking to refine these as we close in. We are extremely fortunate to have the support of the Plaw Family, High Performance Sport New Zealand and the disciplines who partner with us to deliver our High Performance programmes.

Jonathan Paget

High Performance General Manager



*Jessie Campbell & Diachello
Credit: Libby Law Photography*

Financial Summary – High Performance

EQUESTRIAN SPORTS NEW ZEALAND INCORPORATED

For the year ended 31 May 2022

	2022 \$	2021 \$
Operating Income		
HPSNZ Grant Funding	2,051,013	1,798,660
Interest Income	1,531	782
Fundraising	155,664	39,267
Sundry Income	0	5,619
Total Operating Income	2,208,209	1,844,329
	2022 \$	2021 \$
Operating Expenditure		
Administration (UK)	17,259	23,951
Central functions	134,691	181,047
Coaches	17,151	15,249
Coaching plan	17,697	92,725
Competitions	674,070	250,622
Horse health program	36,392	52,672
HorsePower related activities	75,506	12,352
HP Coaches	210,002	116,233
IPP Grants	316,952	351,337
Other disciplines	10,210	116,539
Programme support	44,194	53,918
Qualitative Analysis	16,175	11,546
Selection	13,806	13,795
Support service roles	520,972	437,944
Team management	5,696	672
Venues and equipment	51,980	105,763
Total expenditure	2,162,752	1,836,363
Operating surplus for the year	45,456	7,965
	2022 \$	2021 \$
BALANCE SHEET		
Current Assets		
Cash and cash equivalents	1,699,537	1,921,724
Other current assets	268,477	169,407
Total current assets	1,968,014	2,091,131
Non current assets		
Property, plant and equipment	2,151	3,226
Total non current assets	2,151	3,226
TOTAL ASSETS	1,970,165	2,094,356
CURRENT LIABILITIES		
Income received in advance	870,070	1,064,301
Other current liabilities	174,456	149,872
Total current liabilities	1,044,526	1,214,173
NET ASSETS	925,639	880,183
Accumulated funds	925,639	880,183

Note: This financial summary has been provided for information purposes only and does not form part of the audited financial statements.

Jumping and Show Hunter Report 2021-22

Let's hope this is the last year we talk about COVID making an impact on our jumping season. It certainly created an ever-changing landscape of shows and for that we must applaud the many area groups who 'got the job done'.

There were multiple pop-up shows put on around the country with organisers going to great lengths to run shows under the imposed Government Restrictions at the time. In December Aucklanders were finally allowed to escape the confines of their own home, but not their region, and as a result had Auckland only shows. The Northland competitors were similar, whilst under lesser lockdown rules than Auckland, boundary constraints meant that they too were effectively an isolated region.

Nearly daily our Sport Manager was receiving requests for changes to dates, venues, series classes as the government kept moving the goal posts at short notice.

The FEI allowed us to make decisions on the fly, resulting in pop up shows also suddenly hosting World Cup rounds which meant we did get a World Cup Series completed. This was once again won by the super consistent, and super photogenic Windermere Cappuccino, with Tegan Fitzsimon aboard.

Penny Borthwick and her two super ponies, Foxden's Merlot and Rednalhghih Cowan had an unbelievable season winning no less than 13 Pony Grand Prix between them and taking out first and second in the Pony Grand Prix Series.



Tegan Fitzsimon (Windermere Cappuccino), won her third POLi Payments FEI World Cup (NZ League) Series this year. Credit: KAMPIC

Internationally it has been a bit of a quiet year, with the focus on developing a team for the 2024 Paris Olympics.

We did see several of our young riders depart to test themselves on the international stage, with Kimberly Bird and Cera Cassina picking up some very creditable results in Florida. Annabel Francis has headed to Cian O'Connor's in Ireland with a team of horses, Briar Burnett-Grant to Germany and I understand is about to change stables to work for Rolf-Goran Bengtsson, which will allow Briar to have one of her own horses with her. Logan Massie and his lovely stallion Bravado Ego Z have more recently headed to Cian O'Connor's as well and will be part of the team in Prague. We shall be watching them all with great interest. The numbers at the top end of our sport nationally may be a little depleted next year, but it is very exciting for the international development of our sport to have so many riders ready to venture out on to the world stage.

A little closer to home we have had several riders heading to Australia to compete in their World Cup Series. Brooke Edgecombe went during the winter and picked up significant placings, and more recently Tegan Fitzsimon and Phillip Steiner headed to the Waratah World Cup show, where they were joined by our Australian based rider Josh Collins. All three were placed in the class which is fantastic.

Dylan Bibby represented us at the Youth Equestrian Games in Aachen, that was a substitute event for the Youth Olympic Games that were cancelled due to Covid. Dylan did us proud jumping three very well ridden clear rounds. The final became a hectic 18 horse jump off and with Dylan early to go he had to give it his best shot and unfortunately had two rails down. Being at the very prestigious Aachen show, it was an experience he will never forget.

At the end of last season, we announced that the Plaw family had heavily invested in to a significant Jumping High Performance Programme. With Jock Paget at the helm as ESNZ's High Performance General Manager and Oliver Edgecombe appointed as the Jumping High Performance Manager, an exciting holistic programme has been implemented for selected riders. The programme is there to provide the chosen riders with a whole of sport approach, not only improving their riding, but their horse management, dealing with sponsors/owners, sports psychology etc. The Plaw family have also made their fabulous Takapoto venue available for training camps. The location means there is a plethora of people readily available to assist with training, as the Waikato has become the home of many high performance sports.

Sadly, the Landrover Horse of the Year Show was cancelled again due to the restrictions around Covid, so our title classes have been uncontested for two years running. Hopefully next year we should be back with a vengeance, bigger, brighter and better! No restrictions.

The Glistening Waters Series Grand Final Show was pushed back to the latest date in April that it has ever been. For myself who has been passionate about extending our season, with the view to our sport becoming truly a 12-month sport one day, it was extremely heartening to see 450 horses entered. A very big thank you to all of our Series Sponsors who have stuck with us under very trying circumstances this year. A proportion of the income

generated from our Series Sponsorship goes toward the running costs of our sport, which means that every single rider indirectly benefits from the sponsorship, and not just those chasing Series Classes.

It was great to have the Show Hunter series' finals as part of the show, and with a rearrangement of the ring set out, the President's Oval at Solway provided a perfect venue for the Cat C and horse classes. It is certainly the belief of the board that Show Hunter is very much a part of our sport and the perfect training ground for our young horses and young riders.

As part of the organising committee of the Annual Awards Dinner at Glistening Waters, it was certainly not as we had imagined, however I can promise that the committee has plans to vastly improve the Awards Dinner for next year, so that we can truly celebrate all our winners and the Series Sponsors.

This year we farewelled Holly Alliprantis from the role of Jumping Administrator, and welcomed Kirsten Hence into the role. Kirsten is a change from our norm in that she is Auckland based, alongside Marilyn Thompson, as Jumping Sports Manager. The synergies of having the two working together without the need for travel to Wellington too often is working well. A big thank you to all three of them for their hard work and cheerful manner in which they have dealt with the year that was very much an ever-changing beast.

After nearly six years on the Jumping Board, Glen Hicks has chosen to resign slightly short of his full second term, due to increasing commitments with his and wife Jo's new venture. We shall miss Glen's financial expertise; his left field questions and his border line jokes and general good humour. Glen has been a valued member of the board with only the good of the sport at heart.



Dylan Bibby on his assigned horse (Chasseur Ask Z) at the Youth Equestrian Games in Aachen. Credit: Libby Law Photography

We also farewell Claire Wilson after two terms as riders' rep on the Board. No one could ever question Claire's efforts and enthusiasm for the job, her passion for encouraging the 'grass roots' riders, the best of our World Cup riders and everything in between. Claire was the primary instigator for the Star Spotters incentive that has become an annual feature, encouraging newbies into our sport. Claire has always brought a perspective of fairness to all, and an empathy for all riders. Thank you to both of you.

This year we welcomed Thomas Gardner to the board as an appointed member. Thomas is on the Nationals Committee, has a background in finance, and is actively involved in the sport in his own area. Thomas certainly hit the ground running with the board and has been a valued contributor to all board meetings from day one. It was great to have both Thomas and Paxton Condor (the newly appointed riders' rep) attending our recent end of season board meeting. Considerable time was spent on strategic planning; finding where the holes are in our sport and what we can do to make it better? They both came with some valuable new ideas. Paxton wears

multiple hats as a Series Sponsor (Dunstan), a rider, and as area chairman of Waikato Area.

Officials and volunteers – the annual thank you to this hard-working group of people from all over the country who do such a great job of running shows, and especially this year! As always, we applaud what you all do as without you there simply wouldn't be shows. Every year the quality of our shows improve, improved gear, improved facilities, improved surfaces. None of this would happen without the local volunteers who provide the passion and the man hours, and the desire to improve things across the board.

And also, but not least a big thank you to all of the Jumping Board members, and sub-committee members. Thank you for the endless volunteer hours you put in to help running our sport, you all have the best of the sport at heart. It can feel like a thankless task at times but so rewarding when things are going well.

Mandy Illston | Chair



Sophie Scott and Waitangi Skynet – winners of Tavendale and Partners NZ Premier Championship and the historic Rutherford Cup.



Jumping Awards 2021-2022

FEI World Cup NZL League

Tegan Fitzsimon



National Jumping Championships

**New Zealand Premier
Championship (Rutherford Cup)**
Sophie Scott – Waitangi Skynet

**New Zealand Grand Prix
Championship (Mary Dalley Trophy)**
Tegan Fitzsimon – Campari

**New Zealand Pony
Championship (Hampton Trophy)**
Johanna Wylaars –
Wembleybrook Tiffany



National Young Horse Jumping Championships

**Four-Year-Old National
Young Horse Champion**
Frankel – Jesse Linton

**Five-Year-Old National
Young Horse Champion**
Double J Larrikin – Jesse Linton

**Six-Year-Old National
Young Horse Champion**
Haupouri Galileo NZPH –
Hannah Bodle

**Seven-Year-Old National
Young Horse Champion**
LT Holst Freda – Julie Davey



National Young Horse Show Hunter Championships

**Four-Year-Old National
Young Horse Champion**
Meersbrooke Slice of Ice – Laura
Pratt

**Five-Year-Old National
Young Horse Champion**
Centarosa – Charlotte Conder

**Six-Year-Old National
Young Horse Champion**
Matai Serendipity – Mikayla Herbert

**Seven-Year-Old National Young
Horse Champion**
Kiwi Strike – Lucy Olphert

National Jumping Series

POLi Payments Premier League
Tegan Fitzsimon – Windermere
Cappuccino

EvoEvents Horse Grand Prix
Brooke Edgecombe – LT Holst
Andrea

Country TV Pony Grand Prix
Penny Borthwick – Foxden's Merlot

FMG Young Rider
Samantha Carrington

ESNZ 8 year old Breeding Series
Jesse Linton and Kings Larkin (Bred
by Kelly Smith) Equibreed

**Matthews Hanoverians
7 year old Breeding Series**
Lucy Olphert and Kiwi Strike (Bred
by Fernhill Stud)

Ultramox 6 year old Breeding Series
Georgina Dormer and Google NZPH
(Bred by NZPH)

**East Coast Performance Horses 5
year old Breeding Series**
Ella Rae-Wood and TMS Annabella
(Bred by Nicky Bavin)

Mainland Coachwork Junior Rider
Emma Gillies

Dunstan Horsefeeds Amateur Rider
Shanae McKay

Harrison Lane Pro Am Rider
Larina Dolman

Main Events Tertiary Challenge
Michaelee Head

**Equibreed Leading
NZ Jumping Stallion**
Bravado Ego Z – Logan Massie (Bred
by Linda Mayer)

Equibreed & VDL Top Ranking Mare
LT Holst Andrea – Brooke
Edgecombe (Bred by Doerte
Gerken)



National Show Hunter Series

NRM Open High points
Louise Marriott – Clicquot

Sport Horse Junior High Points
Lauren Mitchell – Sonny Bill

**Carousel Equestrian
Amateur High Points**
Emily Twort – Cameo KSNZ

ESNZ Junior Equitation
Lauren Mitchell

**Petticoat Lane Performance
Horses Open Equitation**
Louise Marriott

Hokonui Sport Horses Cat A Pony
Olivia Mehrtens – My Gemma Bear

Fiber Fresh Cat B Pony
Kate Proctor – Trevellyn Blue Bell

Aniwell Cat C Pony
Lauren Mitchell – Mahachi Gold
Rosado KF

ESNZ Pony Rider Equitation
Kaitlin Brown

**Waikato & BOP Show Hunter
Groups 12 years & under Equitation**
Kate Proctor



TiES Jumping Series

Amy Gravatt – Totaranui TS
Ripslinger



TiES Show Hunter Series

Untouchable – Merran Hain

Financial Summary – Jumping

EQUESTRIAN SPORTS NEW ZEALAND INCORPORATED

For the year ended 31 May 2022

	2022	2021
	\$	\$
Operating Income		
Other grants	20,884	4,845
Levy income	315,974	363,215
Interest income	6,804	9,107
Sponsorship	102,109	99,000
Training Camps	-	2,087
Other income	249	1,220
Other event income	5,000	3,600
Total Income	451,020	483,074
	2022	2021
	\$	\$
Operating Expenditure		
Accommodation, meals and travel	56,105	64,498
Bank Charges	101	101
Competition expenses	29,407	32,525
Contract expenses	29,712	29,712
Depreciation	6,443	4,392
Training	18,418	13,718
Organising Dues	14,656	14,434
Other expenses	105,204	20,012
Prize money expense	35,138	38,599
Promotion	9,464	11,003
Scholarships Paid	365	74,478
Sponsorship expense	7,006	10,906
Staff expenses	-	494
Staff Salaries	140,014	121,541
Stationery, photocopying, printing & postage	711	1,133
Telephone expenses	2,496	2,384
Uniforms	90	-
Total expenditure	455,329	439,930
Operating surplus/(deficit) for the year	(4,309)	43,144
	2022	2021
	\$	\$
BALANCE SHEET		
Current Assets		
Cash and cash equivalents	181,272	226,358
Other current assets	10,214	20,034
Term investments	452,061	448,599
Total current assets	643,546	694,991
Non current assets		
Property, plant and equipment	24,279	29,001
Total non current assets	24,279	29,001
TOTAL ASSETS	667,825	723,992
CURRENT LIABILITIES		
Income received in advance	73,387	81,961
Accounts Payable	12,568	52,776
Other Payables	10,676	13,751
Total current liabilities	96,631	148,488
NET ASSETS	571,194	575,504
Accumulated funds	571,194	575,504

Note: This financial summary has been provided for information purposes only and does not form part of the audited financial statements.

A rider on a horse, wearing a black jacket and helmet, stands in a field. The horse is wearing a black blanket with 'YOUNG' written on it and a red ribbon with '7 YEAR OLD' and 'NATIONAL CHAMPION' text. The background shows a white fence and trees.

Lauren Mitchell winner JHP, Cat CHP and JuniorEq E2022

Dressage Report 2021-22

It's been another year of highs and lows, significant challenges and milestone achievements.

It was of course another Covid affected season, the summer began with parts of the country under lockdown conditions creating a new unique set of headaches where some of our riders had sufficient qualifying opportunities and many others did not. The pattern always seems to be that after periods of lockdown we burst back to life and we all got out competing in large numbers. This seems to have again been the case this year, though perhaps the resurgence was not so strong as previously. That could be a matter of timing, or it could be that we are all starting to feel the strain of an uncertain annual calendar that continually changes at late notice. Hopefully we have seen the back of that scenario and other than some social distancing measures needed at shows we can look forward to a 'normal' competition calendar in the 2022/2023 season.

One of the highlights of the last year was the opportunity I had to attend the FEI Sports Forum in Lausanne Switzerland. Though the trip was to Europe and back within a week was rough, it was well worth the effort. A more direct connection and effective communication with the FEI is an important part of making progress to

establish New Zealand as a consistent and competitive player in the international dressage scene. In addition to attending the Sports Forum I also spent two and a half days in meetings with all of the various FEI departments. The main topics of discussion were the cost of participation for New Zealand. More particularly, the travel costs to bring officials to New Zealand and to fly officials abroad for training and the lack of opportunities for New Zealand riders to compete in international shows. Some steps are already in progress, for example we are already working on gaining approval by the FEI to recognise our national officials training programme and thereby fast track our national officials directly onto the FEI officials list. We are also organising through national office a more structured and effective way to access funding from the officials exchange programme. There are also opportunities to access funding through the FEI Solidarity Fund which may have some flow on benefit to Dressage.

Sadly, we still have some negative issues I have had to deal with recently. Unfortunately, we still have in our sport some attitudes that are simply no longer socially acceptable. Harsh, mean-spirited and highly critical



Gaylene Lennard and Jax Johnson compete at the Dunstan Horsefeeds FEI Grand Prix Special 2022 CDI. Credit: Libby Law Photography

comments are not wanted or needed. The harm that this sort of conduct does to our sport is immeasurable. It undermines the hours of volunteer work that hundreds of people provide to grow our sport. Frankly, it infuriates me when I hear of individuals attending Dressage events and being left in tears as a result of comments by a Judge, steward or other official. Unfortunately, this is a disturbingly common scenario. Every participant in our sport deserves to have a pleasant experience and those who deprive them of this by being mean and critical and rude are no longer going to be tolerated. Too long has this type of conduct gone unchecked and undisciplined and I want to send a clear and unequivocal message that that will no longer be the case. Most officials are doing a wonderful job of providing positive feedback and encouraging all participants in our sport, even when they have a terrible day, and everything has gone wrong. To those people I can only say keep up the good work.

Obviously the absolutely highlight of the year was the fact that we have qualified a team to compete at the World Championships in Herning in August. An important step to getting that team qualified was the Dressage for Denmark event. A special acknowledgement must go to the team who put that together at short notice and under extremely difficult circumstances. We wouldn't have had a team at Herning if it wasn't for those people.

A team at Herning was a goal that we had set for several years and only through some extraordinary efforts have we been able to achieve it. First of all, it must be acknowledged that the standard at Grand Prix Level in New Zealand has increased at an incredible pace. In 2009 the winning Grand Prix score at the Nationals was 60.29%, in 2021 it was 71.8%. This improvement is attributable to the entire Dressage Community. We cannot achieve these scores without talented purpose bred horses, so we must acknowledge the breeders. No one gets to Grand Prix without a consistent and dedicated trainer, and we must recognise that those trainers have worked for years to educate themselves, often at great financial cost to themselves, and are largely content to stay in the background and let the riders enjoy the glory. We must acknowledge the Judges whose feedback is often instrumental in improving the riders scores, they have also invested untold amounts of their own time and money to gain the knowledge and experience needed to make that one small comment on a sheet that makes all the difference in turning a score from a seven to an eight. The other officials, stewards, show organisers etc who are also essential to put on the events we need to give these top Grand Prix horses the exposure they need to become reliable competitors.

Though a collective pat on the back is warranted, fielding a team at Herning is but a step in a longer-term goal. To qualify a team for the Olympics in Paris we need to be the highest placed team from FEI group G at Herning. Put simply that means we need to beat Australia (unless Australia makes the top six). On projected scores its going to be incredibly close, Australia has the slightest edge on us but our riders have younger horses with more potential to tap so while we are under-dogs we are in with a real shot at upsetting some Aussies.

Qualifying a team for Paris will mean that we have a very strong bid to gain some meaningful funding from High Performance Sport New Zealand towards our high

performance program. That ultimately is the bigger goal, a professionally run, sustainable high performance programme that consistently produces competitive teams that consistently produces competitive teams who are participating successfully at pinnacle events.

I want to thank the other board members I work with. The Board we have formed now is a pleasure to work with, we have a shared vision and a clear pathway towards achieving that vision and I'm excited for what the next three years holds.

I also wish to acknowledge our many sub-committee members, area group committee members, organising committees, officials and volunteers who work selflessly for untold hours to ensure we have a sport to participate in.

I also wish to thank our generous sponsors and funders who make it possible to keep providing a sport to participate in. I also wish to thank the myriad of stakeholders who contribute to our sport and community and last but not least, our members and competitors.

As always, I have to make a special thanks to our sports manager Wendy. Yet again Wendy has risen to the various challenges that the last year has thrown at her and brought dressage through in good shape and ready to move on the challenges and opportunities that the next year holds.

Scott McKenna | Chair



John Thompson and Chemistry. Credit: Libby Law Photography



World Dressage Championships Team and wider support team, Herning August 2022. Credit: Libby Law Photography



Scott McKenna & Bella Small.
Credit: John Moss Photo360



Scott McKenna & Jan Bird awarded Outstanding Contribution to Dressage.
Credit: John Moss Photo360



Dressage Awards 2021 – 2022

Dressage NZ Pony & U25 Championships

**Waldebago Trophy –
Young Rider Championship**
Madison Schollum – Kinnordy Golda

**Hyland Trophy – Pony
Championship**
Georgia Mullins & Kingslea Busy Bee

**KH Arvan Trophy – Under 25 Grand
Prix Champion**
Lucarne Dolley – Ardmore



Dressage Series

Prestige Futures Dressage Award
Tanya McKenzie – SE Gatsby

**AMS Saddlery Young Rider
Performance League**
Bella Small – Lord Louis

**AMS Saddlery Pony Performance
Young League**
Morgan Abel-Pattinson – Pioneer
North East

**South Canterbury Saddlery
Amateur League Pot Black Trophy**
Sandy Houston – Southwell
Razzmataz

**Equizee Pony Rider
Amateur League**
Morgan Abel-Pattinson –
Pioneer North East

**Equizee Young Rider
Amateur League**
Samantha Belsham – Dolcetto II

Excel Equine Masters League
Kathryn Corry – Anuschka PSH

Oro Equestrian Small Stars League
Ottillie Upshall – Mistadobalina

Vetpro Preliminary Super 5 League
Kristen Anderson – Fernlea Don
Rubato

**Matthews Hanoverians Novice
Super 5 League**
Wendi Williamson – Danseur

**Animal Therapeutics Elementary
Super 5 League**
Nicky Majoor – Dantelegro

**Dunstan Horse Feeds Medium
Super 5 League**
Tanya McKenzie – SE Gatsby

**Back on Track Advanced Medium
Super 5 League**
Susan Tomlin – Dance Hit SW

**Hobson Horsecorches Advanced
Super 5 League**
Vanessa Way – NSC Furst Rock DW

**Custom Logistic Small
Tour Super 5 League**
Penny Pearce – Lord Alexis

**AR Dressage Medium
Tour Super 5 League**
Liz Hutson – Hapsburg PSH

**Superior Rubber Surfaces Grand
Prix Super 5 League**
Gaylene Lennard – Jax Johnson

**Zilco National Freestyle
to Music Award**
Susan Tomlin – Dance Hit SW

**Zilco National Pony
Freestyle to Music Award**
Frankie Lawn – Pied Piper
Trick or Treat

**Zilco National Young Rider
Freestyle to Music Award**
Meg Johnston – BL About Time



TiES Dressage Series

Jocasta Bly – Logans Run II

Financial Summary – Dressage

EQUESTRIAN SPORTS NEW ZEALAND INCORPORATED

For the year ended 31 May 2022

	2022 \$	2021 \$
Operating Income		
Levy Income	174,347	190,057
Other registration income	2,000	2,783
Entry Fees	59,180	185,099
Other Event Income	1,341	9,818
Sponsorship	81,266	123,484
Other grants	12,065	36,403
Fundraising	-	5,644
Sales	14,498	22,961
Interest income	1,344	2,638
Other operating income	19,226	26,605
Total operating income	365,265	605,492
Operating Expenditure		
Accommodation, meals and travel	65,266	48,775
Administration expenses	52,847	60,609
Coaching expenses	7,884	11,143
Competition expenses	9,077	46,279
Course expenses	20,763	36,125
Depreciation	780	780
Grants	-	30,000
Gratuities	18,200	25,240
Other expenses	17,446	21,975
Prize money, rugs and ribbons	25,340	57,065
Product costs	1,231	(671)
Staff salaries	98,111	88,911
Uniforms	2,203	5,201
Venue and equipment costs	37,090	95,070
Total operating expenditure	356,236	526,503
Operating surplus for the year	9,030	78,989
BALANCE SHEET		
Current Assets		
Cash and cash equivalents	292,950	321,310
Other current assets	47,425	42,217
Term investments	170,000	170,000
Total current assets	510,375	533,527
Non current assets		
Property, plant and equipment	2,250	1,727
Total non current assets	2,250	1,727
TOTAL ASSETS	512,625	535,254
CURRENT LIABILITIES		
Income received in advance	38,566	49,408
Accounts payable and accruals	14,852	35,667
Total current liabilities	53,417	85,076
NET ASSETS	459,208	450,178
Accumulated funds	459,208	450,178

Note: This financial summary has been provided for information purposes only and does not form part of the audited financial statements.

Eventing Report 2021-22

“People are our most valuable resource”

I opened my report to the ESNZ AGA in 2021 by noting that the challenges to our sport from the global pandemic meant that we regularly felt we transitioned from full cross country gallop to a rein-back in an instant. This year I feel that we have had to include one-time changes and a pirouette to that movement – tough for all of us involved in eventing. While we have enjoyed many cross-country gallops throughout the year, the halts and pirouettes as the result of event cancellations, changes in event format, reduced registrations and levies, travel restrictions, and adherence to Covid settings, saw a loss of forward movement and difficulties we could have done without.

However, thanks to the perseverance, tenacity and support of people involved in our sport, we ended the year on a positive note. I would like to congratulate and thank everyone regardless of their role for their contributions which have allowed us to look forward positively.

The Board

We began the year with an in-person meeting, but the next 12 months saw business conducted entirely via zoom. The review of our Board structure was completed

after considerable thought then circulated to the wider eventing community for feedback, the result of which was an updated structure, election process and changes to the by-laws. The implementation of the new structure began this year and will be completed at the 2023 AGM as terms of incumbents come to an end. This year saw the election of the Rider Representative by vote of registered eventing riders, and the setting up of a New Zealand-wide rider network to support the Representative which we believe will bring value to the Board. Other Board activities during the year have included the evening zoom meetings for Organising Committees, the setting of the event calendar to be as fair and clear as possible to organising committees while providing riders with appropriate events and working with Technical Advisory Group in the retention and development of officials. Despite communication being an area which our Board is focussed on, it has been more difficult this year due to travel restrictions to achieve our aim of Board representation at all events and as many AGMs as possible – we look forward to this improving in the coming year.



Matthew Grayling & Trudeau at the Treadlite Splash, NZ3DE at Taupō – winners of the Wade Equine CCI4*-L. Credit: Spot On Photography

Highlights

We thought that the National Three Day in Taupō was a fitting end to our domestic season, but more excitement was to come with the Oceania competition in Werribee, Australia. What a fantastic result from both the Senior and Young Rider teams – individual successes and then the Young Rider Team taking the overall trophy! Another highlight was the Young Rider Team attending the Eventing AGM and led by Board member Heelan Tompkins, spoke of their experiences, and what it meant to them to be part of a team and to represent NZ – leaving us all feeling what a great sport we have and what great people play a part in helping these young riders achieve their goals.

Farewells

Eliza Johns, our long-standing sport manager, stepped down at the end of 2021. Eliza has been a lynchpin for our sport for 11 years sharing her knowledge, skills and expertise willingly with us all, invariably sprinkled with a great sense of humour and tolerance. We thank Eliza for all she has done for the sport, and for us individually, and we are delighted that she is not lost to equestrian. Thank you, Eliza.

Elected members Clive Long and Jane Callaghan both leave the Board after three-years' service. Clive brought strong business strengths to the table and has been a key driver in the recruitment of officials, particularly the "Local Officials 4 Local Events" initiative.

Jane was instrumental in establishing "Arena Eventing" as a format and always brought new ideas plus her experiences as a rider, official and organiser.

Heelan Tompkins, as the North Island rep brought enthusiasm, ideas, considerable experience as a rider, and a sound understanding of the challenges faced by the Board and the sport.

Emily Cammock was the South Island Rider Rep on the Board and as an experienced rider her input was greatly valued.

Our thanks to each of these retiring Board members for the time and commitment that they gave.



Helen McGrath & Woodline Magic Maze winners of the Gardner Family Trust CCI3-L at NZ3DE Taupō. Credit: Ashleigh Bolt Photography*



Helen McGrath & Woodline Magic Maze winners of the Gardner Family Trust CCI3-L at NZ3DE Taupō
Credit S.J. Karpic photography*

Welcome

Hayley Pickmere joined us in March and we are extremely pleased to have her join our team. She has embraced the job with enthusiasm, taking on a role that is demanding and definitely not confined to regular work hours. Welcome Hayley and thank you for all that you have done already in a short space of time.

We welcomed John Alexander and Danielle Wheeler to our board at the time of our AGM. John is from Auckland and is enthusiastic about contributing to the Board and eventing.

In Memoriam

Ainsley Bowden was one of Canterbury's treasured members having filled a great many roles over the years and was appropriately acknowledged on their Honours Board. Ainsley brought style to whatever she did and is greatly missed.

Joy Oliver was a long-time supporter, particularly as part of the BOP Rotorua group and competed in eventing until she was 78! An inspiration to many and is remembered for her matter-of-fact manner and quick sense of humour.

Acknowledgements

I am grateful to have had the opportunity to be the Chair of ESNZ Eventing for the last three years. My job has been made easier by the people with whom I have worked and met during this period. Ours is a complex sport and we are particularly reliant on effective and respectful communication between all of those who contribute to it. I acknowledge all the support I have received from them – the Eventing Board, our Organising Committees, our Officials, our Technical Advisory Group, our High Performance team, our Selectors, our Sponsors, and the myriad of other volunteers who give their time. Thank you all.

My best wishes to the incoming Chair, Raewyn Eastwood. Raewyn has been invaluable as my Deputy Chair through my time as Chair and I know will lead the Board in a positive and effective way.

Margaret J Evans | Chair



Eventing Awards 2021-2022

National One Day Championships Northland (April 2022)

Forest Gate Trophy – 4* Champion
Matthew Grayling – Trudeau

Waiteko Trophy – 3* Champion
Monica Spencer – Chasing Great

Ferndale Trophy – 2* Champion
Scout Lodder – Kingsguard

Tait Trophy – 1* Champion
Kelly Clarke – DSE Iceman

New Zealand Three Day Event Championships Taupō (May 2022)

Wills Trophy – CCI4*- L Champion
Matthew Grayling – Trudeau

Picadilly Trophy – CCI3*- L Champion
Helen McGrath – Woodbine Magic Maze

Mamaku Trohy – CCI2*- L Champion
Alena Dorotich – Cassiana Xtreme

Thomson Trophy – CCN1*-L
Sarah Dalziell-Clout – Thornfeild Ana

National Series

Young Rider
Charlotte Penny – SD Amourosi

Dunstan Amateur Rider
Lindsay Colwell – Waitangi Netflix

Betavet Pro-Am Rider
Charlotte Edwards – Just De Manzana

Super League
Emily Cammock – Shaw Lee

Junior Rider
Charlotte van der Zwan – Astek Gymsee

Grassroots
Rebecca Wilson – Soren



TiES Eventing Series

Monica Spencer – Chasing Great



Ferndale Trophy – 2 Champion, Scout Lodder and Kingsguard
Credit: KAMPIC*



Tait Trophy – 1 Champion, Kelly Clarke and DSE Iceman
Credit: KAMPIC*

Financial Summary – Eventing

INCOME STATEMENT – EQUESTRIAN SPORTS NEW ZEALAND INCORPORATED

For the year ended 31 May 2022

	2022 \$	2021 \$
Operating Income		
Levy Income	140,809	183,589
Competition entry fees	91,061	92,511
Sponsorship	34,600	33,849
Other grants	20,600	43,000
Fundraising	1,200	3,175
Interest income	285	198
Total operating income	302,286	356,322
Operating Expenditure	2022 \$	2021 \$
Accommodation, meals and travel	33,103	24,982
Administration expenses	113,548	103,700
Camping, rent and ground expenses	29,265	27,634
Competition expenses	25,322	33,109
Course expenses	32,900	29,050
Depreciation	4,364	4,357
FEI and Levy expenses	13,881	12,090
Function catering expenses	9,103	16,474
Grants – General	5,000	10,000
Gratuities	(2,564)	3,723
Other expenses	-	114
Prize money expense	13,632	28,657
Promotion	282	4,726
Training	9,393	15,870
Venue and equipment hire	5,262	8,550
Total expenditure	297,619	323,036
Operating surplus for the year	4,667	33,286
BALANCE SHEET	2022 \$	2021 \$
Current Assets		
Cash and cash equivalents	188,891	306,446
Other current assets	43,041	44,633
Total current assets	231,932	351,079
Non current assets		
Property, plant and equipment	27,416	31,781
Total non current assets	27,416	31,781
TOTAL ASSETS	259,348	382,860
CURRENT LIABILITIES		
Income received in advance	15,225	16,296
Accounts Payable	19,361	105,253
Other Payables	9,395	50,611
Total current liabilities	43,981	172,160
NET ASSETS	215,367	210,700
Accumulated funds	215,367	210,700

Note: This financial summary has been provided for information purposes only and does not form part of the audited financial statements.

Glistening Waters Series Finals 2022
Credit: KAMPIC



National One Day Eventing Championships 2022
Credit: KAMPIC



Endurance Report 2021-22

The end of the 2021/2022 season is a time of reflection and a time to celebrate the successes we have had over the last 12 months. We have had a lot of successful events run by the clubs throughout New Zealand and, in addition to that, positive Board activity.

Covid caused disruption again to the season with the Government introducing mandates that we were all required to follow. By the end of the season, mandates were gone and we were all able to attend the Nationals and it was wonderful seeing everyone come together for a stellar event.

Congratulations to the new Champions, North Island's Andrea Smith and Glenmore Tornato, South Island and National Champion Jorja James and Glendaar Windsong for their well-deserved wins.

A big thanks to Ruahine Club for picking up the Nationals at the last minute and running such a wonderful event on a new track. This epitomises the way we work in our sport, all working together to make an event happen. Always a huge task to run a Championship ride so thank you to the three clubs who ran championship events this season. I would like to acknowledge our Sponsors, Officials, Vets, Track Markers, Timekeepers, Competitors, Land Owners and all our people who make these events run smoothly and efficiently giving us all a successful competition.

Nick Page attended the FEI Sports Forum in Lausanne on behalf of ESNZ Endurance. Nick left NZ with a list of questions we had for FEI Endurance. The following topics were a few of what Nick presented; the need to use overseas officials, qualification process for horses, weights for junior riders and FEI passports. Nick came back to NZ feeling very positive with his meetings and advises that we need more representation to FEI. I would like to take this opportunity to thank Nick for his attendance to Lausanne especially as he was self-funding.

The Board discussed the use of Events Online for ride entries and results processing. Several board members have spent time with

EveEvents working toward having all our ride entries and results being processed by them. As part of this process Vicky Lawson from EveEvents spent time at the Nationals looking at how we currently do things; we have also had several zoom meetings with them. The Board sees this as the way forward to improving our systems, making things much more user friendly and automated as well as saving time for competitors and ride secretaries as well as saving cost to the sport. This was discussed at both the North and South Island forums and all clubs that attended were more than happy for this to go ahead.

Last year the Board approved an Advisory Panel to look at how ESNZ Endurance can improve in our day to day running, increase participation and secure a long-term future for FEI Endurance in NZ. The panel comprises Tony Parsons and Ron Guest, who have returned to the Board with quite a few recommendations of which EvoEvents was one of them. Sue Billigheimer has joined this team since coming on the board. The board would like to thank Tony, Ron and Sue for all the hours they have spent and continue to do so for Endurance.

Near the end of last year both Pip and Kevin resigned from the board and we thank them for the time and input they gave us. We then had a by-election with Sue Billigheimer and Marga Marshall being welcomed to the board.

At the AGM we had two more board members step down and I would like to thank Jenny Weston for her five years of time on the board and appreciate the work Jenny has done for us. We were also sad to lose Hanna Whitehead who did some great work with sponsorship and social media.

Susan Reid | Chair



Endurance Awards 2021-2022

Endurance

Horse & Rider of Year – Senior
Jorja James – Glendaar Windsong

Horse & Rider of Year – JY
Ana Whitehead – Arahi Zinzan

Intermediate Series- Senior
Anna Graham – Aspen Hills Sihra

Intermediate Series – JY
Sophie Banks – Jamila Two

Distance Horse – Senior
Glendaar Windsong

Distance Horse – JY Purdark
Tararua Lexcee

Distance Rider – Senior
Jorja James

Distance Rider – JY
Lucy Allomes

FEI Series – Senior
Jorja James – Glendaar Windsong

FEI Series – JY
Emma Watson – Aurora Kook Kat

FEI Championship Series
Jorja James – Glendaar Windsong



CTR

CTR Horse & Rider of Year – Open
Anna Eatherley – My Lil Ali

CTR Horse & Rider of Year – Intermediate
Heidi Bulfin – Stonelea Sparkling Rose

CTR Horse & Rider of Year – Junior
Haylee Frame – Skibbereen Versace

CTR Horse & Rider of Year – Novice
Angela Sloane – El Etruscan

CTR Distance Horse of Year – Intermediate
Fergus Saint James \ Saffron Firefly

CTR Distance Rider of Year – Novice
Sharee Vitale



Other

Non-Arabian – DA Toad

Rider Loyalty – Emma Watson

Volunteer of the Year – Murray Smith

Endurance Decade Awards
Leanne Ireland – Alshar Blue Levi
Daryl Owen – Miro Lugh

Endurance 5000kms
Miro Lugh

Endurance Roll of Honour – 3000km
Tararua El Dente

CTR Roll of Honour – 1000km
El Etruscan



Jorja James – Senior winner of the FEI Series and Horse & Rider Series



Tess Richie & Philip Graham at Seaview Endurance ride
Credit: Heidi Bulfin



Seddon ladies on the Fareham Lane Vineyard
Credit: Heidi Bulfin

Financial Summary – Endurance

EQUESTRIAN SPORTS NEW ZEALAND INC

For the year ended 31 May 2022

	2022 \$	2021 \$
Operating Income		
Levy income	21,140	27,108
Other registration income	4,140	4,939
Grants and sponsorships	2,985	831
Other event income	591	1,826
Interest received	922	397
Other operating income	(9)	209
Total operating income	29,768	35,310
Operating Expenditure	2022 \$	2021 \$
Accommodation, meals and travel	1,058	934
Administration expenses	17,248	16,415
Bank charges	200	185
Competition expenses	687	-
Grants paid	5,950	19,000
Levy expenses	4,812	6,340
Other expenses	2,637	75
Postage	86	224
Prize money expense	1,265	1,650
Stationery, printing, and photocopying	17	83
Training	2,343	-
Total operating expenditure	36,303	44,905
Operating deficit for the year	(6,535)	(9,595)
BALANCE SHEET	2022 \$	2021 \$
Current Assets		
Cash and cash equivalents	16,124	29,234
Other current assets	8,065	4,481
Term investments	32,974	31,670
Total current assets	57,163	65,385
TOTAL ASSETS	57,163	65,385
CURRENT LIABILITIES		
Income received in advance	2,317	2,854
Accounts payable and accruals	4,523	5,673
Total current liabilities	6,840	8,528
NET ASSETS	50,323	56,857
Accumulated funds	50,323	56,857

Note: This financial summary has been provided for information purposes only and does not form part of the audited financial statements.



Jesse Linton, North Island Championships, Foxton, April 2022 Credit: KAMPIC



Harriet Laing, Molly Smith, Johanna Wylaars, North Island Jumping Championships. Foxton, April 2022 Credit: KAMPIC



Dannevirke World Cup Show, January 2022 Photo: KAMPIC

Financial Summaries for

Central, Dunstan Fibre Fresh NEC Taupō
and NEC Christchurch

42

Financial Summary
- **Central**

44

National Equestrian Financial Summary
- **Taupō**

45

National Equestrian Financial Summary
- **Christchurch**

Please note: these financial summaries have been provided for information purposes only and do not form part of the audited financial statements.

Financial Summary – Central

EQUESTRIAN SPORTS NEW ZEALAND INCORPORATED

For the year ended 31 May 2022

	2022 \$	2021 \$
Operating Income		
Membership registrations	488,812	534,324
Horse registrations	365,301	413,545
Other registration income	19,275	41,624
FEI registration income	2,245	23,088
Government funding	239,650	215,194
Other grants	30,000	10,777
Sponsorship	25,600	21,850
Product sales	84,928	56,616
Interest income	1,372	(1,982)
Other operating income	159,918	209,995
Total operating income	1,417,100	1,525,032
Operating Expenditure	2022 \$	2021 \$
Accident compensation levies	5,424	6,880
Accommodation, meals, and travel	58,412	79,782
Administration expenses	5,319	5,369
Postage	13,478	15,887
Advertising and promotion	35,423	52,906
Annual conference costs	5,861	4,879
Audit fees	37,500	37,664
Bank charges	8,202	13,386
Coaching	9,271	7,609
Depreciation	74,276	104,263
Insurance	17,098	13,240
IT consultancy and support	224,893	106,604
Legal	9,876	21,163
Levy and FEI expenses	55,614	50,489
Other expenses	49,813	5,613
Prize money	8,579	16,679
Product costs	16,701	2,936
Recruitment	27,475	16,849
Rent	52,302	46,787
Salaries	621,836	641,239
Staff costs	8,577	5,687
Stationery, photocopying, and printing	16,963	17,824
Telephone	9,823	9,906
Testing	8,127	8,391
Venue and equipment hire	1,976	2,821
Veterinary education and representation	-	979
Total operating expenditure	1,382,815	1,295,830
Operating surplus for the year	34,285	229,201

Note: This financial summary has been provided for information purposes only and does not form part of the audited financial statements.

Financial Summary – Central

EQUESTRIAN SPORTS NEW ZEALAND INCORPORATED

For the year ended 31 May 2022

	2022 \$	2021 \$
BALANCE SHEET		
Current Assets		
Cash and cash equivalents	707,256	631,144
Other current assets	119,534	114,863
Total current assets	826,789	746,007
Non current assets		
Property, plant and equipment	21,332	154,977
Total non current assets	21,332	154,977
TOTAL ASSETS	848,121	900,985
CURRENT LIABILITIES		
Income received in advance	338,280	424,015
Accounts payable and accruals	190,705	223,905
Employee entitlements	116,769	84,983
Total current liabilities	645,754	732,903
NET ASSETS	202,366	168,081
Accumulated funds	202,366	168,081

Financial Summary – Dunstan Fibre Fresh National Equestrian Centre, Taupō

EQUESTRIAN SPORTS NEW ZEALAND INCORPORATED

For the year ended 31 May 2022

	2022 \$	2021 \$
Operating Income		
Entry Fees (Incl Camping and Yarding)	587,815	836,211
Other grants	108,478	18,463
Sponsorship	18,905	21,796
Other income	21,757	97,038
Interest income	57	79
Total operating income	737,013	973,586
Operating Expenditure	2022 \$	2021 \$
Accident compensation levies	3,647	3,462
Administration expenses	42,371	50,319
Advertising and promotion	5,000	3,493
Bank charges	1,695	2,737
Camping, rent and ground expenses	188,754	174,828
Competition expenses	33,055	83,140
Course expenses	100,858	149,049
Depreciation	156,599	157,417
FEI and levy expenses	2,128	3,586
Gratuities	14,984	34,386
Interest paid	4,475	6,676
Prize money expenses (incl. rugs, etc)	20,643	67,069
Staff expenses	1,459	368
Staff salaries	111,065	112,402
Stationery, photocopying, and printing	5,379	6,139
Sundry expenses	7,914	5,087
Telephone	4,020	3,979
Total operating expenditure	704,045	864,136
Operating surplus for the year	32,967	109,450

	2022 \$	2021 \$
BALANCE SHEET		
Current Assets		
Cash and cash equivalents	114,928	152,507
Other current assets	71,345	64,112
Total current assets	186,273	216,619
Non current assets		
Property, plant and equipment	3,485,201	3,533,314
Total non current assets	3,485,201	3,533,314
TOTAL ASSETS	3,671,474	3,749,933
TOTAL LIABILITIES		
Income received in advance	153,443	172,244
Accrued expenses	65,368	54,810
Loans and borrowings	236,609	339,791
Total liabilities	455,419	566,845
NET ASSETS	3,216,055	3,183,088
Accumulated funds	3,216,055	3,183,088

Note: This financial summary has been provided for information purposes only and does not form part of the audited financial statements.

Financial Summary – National Equestrian Centre, Christchurch

EQUESTRIAN SPORTS NEW ZEALAND INCORPORATED

For the year ended 31 May 2022

	2022 \$	2021 \$
Operating Income		
Camping, rent and ground fees	255,928	225,325
Membership fees	23,460	24,591
Other grants	53,000	279,542
Other income	23,951	23,109
Interest income	114	20
Total operating income	356,454	552,587
Operating Expenditure	2022 \$	2021 \$
Administration expenses	4,410	6,010
Advertising and promotion	-	112
Bank charges	257	226
Camping, rent and ground expenses	52,725	44,569
Depreciation	96,635	42,472
Interest expense	-	(701)
Other expenses	1,875	-
Repairs and maintenance	86,584	52,483
Staff salaries	59,788	53,455
Stationery, photocopying, and printing	1,373	1,292
Telephone	6,419	3,246
Total operating expenditure	310,066	203,162
Operating surplus / (deficit) for the year	46,387	349,425
BALANCE SHEET	2022 \$	2021 \$
Current Assets		
Cash and cash equivalents	87,066	182,821
Other current assets	10,410	52,241
Total current assets	97,476	235,062
Non current assets		
Property, plant and equipment	1,149,917	994,729
Total non current assets	1,149,917	994,729
TOTAL ASSETS	1,247,393	1,229,791
CURRENT LIABILITIES		
Accrued expenses	17,772	35,395
Loans and borrowings	7,188	18,349
Total current liabilities	24,960	53,745
NET ASSETS	1,222,433	1,176,046
Accumulated funds	1,222,433	1,176,046

Note: This financial summary has been provided for information purposes only and does not form part of the audited financial statements.



World Cup Final Show, Hawera, Saturday, January 2022 A very special presentation is made to Jumping Official, Audrey Cameron as she retires.
Credit: KAMPIC / Kerry Marshall



Audited Financials

48

Statement of
Comprehensive Revenue and Expenses

49

Statement of
Movements in Equity

50

Statement of
Financial Position

51

Cash Flows

52

Notes to the
Financial Statements

61

Audit Report

Statement of Comprehensive Revenue and Expenses

CONSOLIDATED SPECIAL PURPOSE FINANCIAL STATEMENTS OF EQUESTRIAN SPORTS NEW ZEALAND INC

For the year ended 31 May 2022

	Notes	2022 \$	2021 \$
REVENUE FROM NON-EXCHANGE TRANSACTIONS			
High Performance Sport New Zealand Funding		2,051,013	1,798,660
Sport New Zealand Funding		217,700	126,056
Grants		197,977	269,350
Sponsorships and donations		404,882	444,894
		2,871,572	2,638,960
REVENUE FROM EXCHANGE TRANSACTIONS			
Investment income		12,430	11,454
Provision of education		2,548	31,870
Tours and events		308,351	727,069
Membership income		1,560,559	1,763,684
Sale of goods and services		133,382	144,680
Camping, rent, and ground fees		689,537	704,037
Sundry income		16,590	113,479
		2,723,397	3,496,273
Total Revenue		5,594,969	6,135,233
LESS EXPENDITURE			
Audit Fees		37,500	37,664
Employee related costs		1,772,501	1,649,054
Depreciation and amortisation expenses		340,171	314,686
High performance athlete / coach support		489,161	488,861
High performance international team		387,078	164,157
High performance programmes / other		461,114	387,675
Operating lease expenses		80,981	66,165
Borrowing costs		4,475	5,975
Merchandising expenditure		49,352	21,063
Other operating expenditure	3	1,803,783	2,154,223
Total Expenditure		5,426,116	5,289,523
Net Surplus for the year		168,853	845,710

Signed for and on behalf of the Board of ESNZ who authorised these financial statements for issue on 1 September 2022.



President
S Hobson



Chief Executive
J Bowden

Statement of Movements in Equity

CONSOLIDATED SPECIAL PURPOSE FINANCIAL STATEMENTS OF EQUESTRIAN SPORTS NEW ZEALAND INC

For the year ended 31 May 2022

	Notes	Restricted funds \$	Accumulated fund \$	Total \$
Balance at 1 June 2020		121,750	5,739,367	5,861,117
Net surplus for the year		1,293	845,710	847,003
Balance at 31 May 2021		123,043	6,585,077	6,708,120
Net surplus for the year		324	168,853	169,177
Balance at 31 May 2022	12	123,367	6,753,930	6,877,297

Statement of Financial Position

CONSOLIDATED SPECIAL PURPOSE FINANCIAL STATEMENTS OF EQUESTRIAN SPORTS NEW ZEALAND INC

As at 31 May 2022

	Notes	2022 \$	2021 \$
CURRENT ASSETS			
Cash and cash equivalents		3,316,907	3,743,242
Receivables from exchange transactions	7	265,056	185,061
Other receivables		2,579	0
Prepayments		91,483	26,490
Inventories		41,996	47,472
Loans and advances	8	134,239	139,481
Short term investments	14	686,080	679,478
		4,538,340	4,821,224
NON CURRENT ASSETS			
Property, plant and equipment	4	4,702,427	4,628,889
Intangible assets	6	8,188	115,518
		4,710,615	4,744,407
TOTAL ASSETS		9,248,955	9,565,631
CURRENT LIABILITIES			
Payables under exchange transactions		222,273	328,981
Accrued expenses		169,712	187,813
Employee benefits		129,678	96,069
Deferred revenue from non-exchange transactions	11	896,153	1,147,834
GST payable		83,311	45,228
Deferred revenue from exchange transactions	9	595,134	663,245
Current portion of term liabilities	10	168,697	223,744
		2,264,958	2,692,914
NON CURRENT LIABILITIES			
Non current portion of term liabilities	10	106,700	164,597
		106,700	164,597
Total Liabilities		2,371,658	2,857,511
NET ASSETS		6,877,297	6,708,120
EQUITY			
Accumulated funds		6,753,930	6,585,077
Restricted funds	12	123,367	123,043
TOTAL EQUITY		6,877,297	6,708,120

Statement of Cash Flows

CONSOLIDATED SPECIAL PURPOSE FINANCIAL STATEMENTS OF EQUESTRIAN SPORTS NEW ZEALAND INC

For the year ended 31 May 2022

	Notes	2022 \$	2021 \$
CASH FLOWS FROM OPERATING ACTIVITIES			
Cash received from non-exchange transactions		2,619,891	2,924,984
Cash received from exchange transactions		2,565,525	3,414,864
Interest received		12,754	12,747
Interest paid		(4,475)	(5,975)
GST		38,083	(11,821)
Payments to suppliers		(3,454,747)	(3,056,914)
Payments to employees and contractors		(1,738,893)	(1,675,266)
Cash inflow from operating activities	13	38,138	1,602,619
CASH FLOWS FROM INVESTING ACTIVITIES			
Purchase of property, plant and equipment		(344,927)	(287,573)
Purchase of investments		(6,602)	0
Purchase of intangible assets		0	(60,870)
Sale of investments		0	12,854
Cash outflow from investing activities		(351,529)	(335,589)
CASH FLOWS FROM FINANCING ACTIVITIES			
Receipt from borrowings		0	56,545
Repayments of borrowings		(112,944)	(106,177)
Net cash flows used in financing activities		(112,944)	(49,632)
Net (decrease) / increase of cash and cash equivalents		(426,335)	1,217,397
Cash and cash equivalents at the beginning of the year		3,743,242	2,525,845
Cash and cash equivalents at the end of the year		3,316,907	3,743,242

Notes to the Financial Statements

CONSOLIDATED SPECIAL PURPOSE FINANCIAL STATEMENTS OF EQUESTRIAN SPORTS NEW ZEALAND INC

For the Year ended 31 May 2022

1. Reporting Entity

The reporting entity is Equestrian Sports New Zealand Incorporated ('ESNZ' or 'the entity') and is domiciled in New Zealand. ESNZ is an incorporated society registered under the Incorporated Societies Act 1908.

ESNZ is a sporting body that acts on behalf of its members who are involved in equestrian sports in New Zealand. Its primary purpose is to encourage more people to regularly participate in ESNZ equestrian competitions and have great experiences.

The financial statements of ESNZ are presented for the year ended 31 May 2022.

- These special purpose consolidated financial statements and accompanying notes consolidate the financial results of activities carried out by the following disciplines:
- ESNZ Central
- ESNZ High Performance
- ESNZ Dressage (Including National Championships)
- ESNZ Jumping
- ESNZ Endurance (Including National Championships)
- ESNZ Eventing (Including National Three Day Event Championships)
- National Equestrian Centre – Taupō
- National Equestrian Centre – Christchurch

These financial statements were authorised for issue by the Board on 1 September 2022.

2. Statement of Accounting Policies

BASIS OF PREPARATION

The special purpose consolidated financial statements of ESNZ have been prepared based on a special purpose framework and therefore do not comply with generally accepted accounting practice in New Zealand ('NZ GAAP'). The special purpose financial statements are prepared in accordance with the accounting policies disclosed below.

The preparation of the financial statements serves to report the aggregated financial performance and position to the members of those ESNZ disciplines outlined in note 1 and therefore may not be suitable for another purpose.

MEASUREMENT BASIS

The financial statements are presented in New Zealand dollars (NZ\$) and all values are rounded to the nearest NZ\$.

The financial statements have been prepared on the historical cost basis, unless otherwise stated.

Historical cost is generally based on the fair value of the consideration given in exchange for goods and services. Expenses are recognised when incurred (on an accrual basis).

BASIS OF CONSOLIDATION

In preparing the special purpose consolidated financial statements, the results of the disciplines outlined in note 1 above have been added together and all inter-discipline transactions, balances, income and expenses are eliminated in full on consolidation.

ESNZ is also affiliated with regional clubs, branches, and area groups. The results of these entities have not been included in the consolidation.

ACCOUNTING POLICIES

The financial statements have been prepared in accordance with the accounting policies set out below. These accounting policies have been applied consistently to all periods presented in the financial statements. There were no changes in accounting policies during the year which have impacted the recognition and measurement of balances presented in the financial statements.

RECOGNITION OF REVENUE

Revenue is recognised to the extent that it is probable that the economic benefits or service potential will flow to ESNZ and the revenue can be reliably measured, regardless of when the payment is being made.

Revenue is measured at the fair value of the consideration received or receivable and represents amounts receivable for goods and services provided in the normal course of business, taking into account contractually defined terms of payment, net of discounts and GST.

The specific recognition criteria described below must also be met before revenue is recognised.

REVENUE FROM NON-EXCHANGE TRANSACTIONS: High Performance Sport New Zealand and Sport New Zealand Funding

Funding from High Performance Sport New Zealand and Sport New Zealand is recognised as revenue when the conditions associated with the funding have been met, any funding received but not recognised as revenue is recognised as a liability until such time as the conditions associated with the funding have been met.

Grants

Grants are recognised as revenue when the requirements under the grant agreement have been met. Any grants for which the requirements under the grant agreement have not been completed are carried as liabilities until all the conditions have been fulfilled. This includes the wage subsidy received during the year.

Sponsorships and Donations

Sponsorships and donations are recognised as revenue when cash is receipted by ESNZ.

REVENUE FROM EXCHANGE TRANSACTIONS:

Investment Income

Interest income is recognised consistently through the financial year based on the effective interest rate applicable to the investment.

Membership Income

Revenue received from membership subscriptions is recognised proportionately over the period to which they relate. Any unearned membership subscription funds are carried forward as deferred revenue on the statement of financial position.

Camping, Rent and Ground Fees

Camping, Rent and Ground Fees are recognised as revenue when cash is receipted by ESNZ.

Other Income

Other income includes provision of education, tours and events, sale of goods and services and sundry income. Other income is recognised as services are provided or the risks and rewards associated with goods sold are passed on to the customer.

Employee related costs

Provision is made for benefits accruing to employees in respect of wages and salaries, annual leave, long service leave, and sick leave when it is probable that settlement will be required and they are capable of being measured reliably. Provisions made in respect of employee benefits are measured at their nominal values using the remuneration rate expected to apply at the time of settlement.

Financial Assets

Financial assets are recognised when ESNZ becomes party to the contractual provisions of the financial instrument. Financial assets are classified as either financial assets at fair value through surplus or deficit or loans and receivables.

Financial Liabilities

Financial liabilities include payables and term liabilities. Financial liabilities are initially measured at fair value net of transaction costs and are subsequently measured at amortised cost using the effective interest method. Interest expenses are recognised in surplus or deficit on an effective yield basis.

Cash and Cash Equivalents

Cash and cash equivalents are short term, highly liquid investments that are readily convertible to known amounts of cash and which are subject to an insignificant risk of changes in value.

Accounts and Sundry Receivables

Accounts and sundry receivables from exchange transactions are measured at amortised cost using the effective interest rate method and are reported net of provisions for impairment to reflect estimated recoverable amounts.

Short Term Investments

Short term investments comprise term deposits which have a term of greater than three months and less than 12 months and therefore do not fall into the category of cash and cash equivalents. These are measured at amortised cost using the effective interest rate method less impairment. Interest revenue is recognised by applying the effective interest rate. Short term investments are entered into generally for periods of 12 months or less and are therefore classified as current assets in the statement of financial position.

Foreign Currencies

Transactions in foreign currencies are converted at the New Zealand rate of exchange ruling at the date of the transaction. At balance date foreign monetary assets and liabilities are translated at the closing rate and variations arising from these transactions are included in the statement of comprehensive revenue and expenses.

Property, Plant and Equipment

Property, plant and equipment is recorded at cost less accumulated depreciation and any accumulated impairment losses. Costs includes expenditure that is directly attributable to the acquisition of the assets. Where an asset is acquired for no cost, or for a nominal cost, it is recognised at fair value at the date of acquisition.

An item of property, plant and equipment or investment property is derecognised upon disposal or when no further future economic benefits are expected from its use or disposal. Any gain or loss arising on de-recognition of the asset (calculated as the difference between the net disposal proceeds and the carrying amount of the asset) is included in revenue or expense in the year the asset is derecognised.

Depreciation

Depreciation is calculated at the following rates reflecting the useful lives of the assets:

	Straight Line	Diminishing Value
Land and Buildings:	2% – 20%	2.5% – 20%
Leasehold Improvements:	2% – 20%	2.5% – 22%
Plant and equipment:	10% – 20%	10 – 33%

Intangible assets

Intangible assets are recorded at costs less accumulated amortisation and any accumulated impairment losses. Costs include expenditure that is directly attributable to the acquisition of the assets.

Amortisation is recognised in surplus or deficit on a straight-line basis over the estimated useful life of the assets:

	Straight Line
Software	10% – 20%

Impairments

The carrying amount of the entity's non-financial assets are reviewed each balance date to determine whether there is any indication of impairment. If the estimated recoverable amount of an asset is less than its carrying amount the asset is written down to its estimated recoverable amount and an impairment loss is recognised immediately in the statement of comprehensive income.

Impairment losses are reversed when there is a change in the estimates used to determine the recoverable amount.

Restricted Funds

Restricted funds represent funds received and set aside to be used for various and specific purposes. The funds

are initially recognised as revenue from non-exchange transactions in the statement of comprehensive revenue and expenses in the period that the fund are received.

Operating Leases

Operating lease payments, where the lessors effectively retain substantially all the risk and benefits of ownership of the leased items, are recognised as an expense in profit or loss on a straight line basis over the lease term..

Goods and Services Tax

All amounts are stated exclusive of goods and services tax (GST) except for accounts payable and accounts receivable, which are stated inclusive of GST.

3. Other Operating Expenditure

Other operating expenditure is made up as follows:

	2022 \$	2021 \$
Accommodation, meals and travel	210,608	192,713
Administration	55,283	63,411
Advertising expenses	51,707	83,315
Bank charges	10,890	18,080
Camping, rent and ground expenses	358,257	374,867
Coaching and training	11,533	22,404
Competitions and event expenses	353,317	563,222
IT consultancy and support	247,268	127,851
Legal expenses	10,476	38,052
Membership and registration expenses	43,114	32,049
Other expenses	208,612	306,882
People Development	49,518	31,988
Prize money	104,596	209,795
Sponsor servicing	10,777	15,784
Stationery, photocopying and printing	53,302	52,146
Telephone expenses	24,525	21,664
	1,803,783	2,154,223

4. Property Plant and Equipment

	Land and Buildings \$	Leasehold Improvements \$	Plant and Equipment \$	Total \$
2022				
Cost				
Opening cost at 1 June 2021	4,116,456	1,357,141	1,144,353	6,617,950
Additions	145,022	122,118	77,787	344,927
Closing cost at 31 May 2022	4,261,478	1,479,259	1,222,140	6,962,877
Accumulated Depreciation				
Accumulated depreciation at 1 June 2021	530,132	722,755	736,174	1,989,061
Depreciation charged for the year	107,369	81,214	82,806	271,389
Accumulated depreciation at 31 May 2022	637,501	803,969	818,980	2,260,450
Net Book Value At 31 May 2021	3,623,977	675,290	403,160	4,702,427

2021				
Cost				
Opening cost at 1 June 2020	4,073,727	1,206,881	1,052,633	6,333,241
Additions	42,729	150,260	95,831	288,820
Disposals	0	0	(4,111)	(4,111)
Closing cost at 31 May 2021	4,116,456	1,357,141	1,144,353	6,617,950
Accumulated Depreciation				
Accumulated depreciation at 1 June 2020	428,045	677,738	671,538	1,777,321
Depreciation charged for the year	102,087	45,017	67,500	214,604
Accumulated depreciation reversed on disposal	0	0	(2,864)	(2,864)
Accumulated depreciation at 31 May 2021	530,132	722,755	736,174	1,989,061
Net Book Value At 31 May 2021	3,586,324	634,386	408,179	4,628,889

5. Capital Projects in Progress

There were no capital projects in progress at year end. (2021: Nil)

6. Intangible Assets

	2022			2021		
	Software \$	Trademark \$	Total \$	Software \$	Trademark \$	Total \$
Cost						
Opening cost at 1 June	291,284	1,200	292,484	230,414	1200	231,614
Additions	0	0	0	60,870	0	60,870
Restatement	(60,000)	0	(60,000)	0	0	0
Closing Cost at 31 May	231,284	1,200	232,484	291,284	1,200	292,484
Accumulated Amortisation						
Accumulated amortisation at 1 June	176,732	234	176,966	76,770	114	76,884
Amortisation charged for the year	68,662	120	68,782	99,962	120	100,082
Accumulated amortisation reversed on restatement	(21,452)	0	(21,452)	0	0	0
Accumulated Amortisation at 31 May	223,942	354	224,296	176,732	234	176,966
Net Book Value at 31 May	7,342	846	8,188	114,552	966	115,518

7. Receivables from exchange transactions

	2022 \$	2021 \$
Accounts receivable	227,389	132,894
Sundry receivables	38,252	59,490
Less: Provision for doubtful debts	(585)	(7,323)
	265,056	185,061

8. Loans and advances

	2022 \$	2021 \$
Opening balance	139,481	104,774
Loans advanced during the year	163,991	125,541
Loans repaid during the year	(169,233)	(90,834)
Closing balance	134,239	139,481

Loans and advances include any HorsePower Loans that may have been advanced to High Performance Squad riders. The HorsePower Loan application goes through a three-tiered approval process and the rider is required to sign a legally binding agreement with ESNZ which will stipulate the conditions of the loan. These loans are granted on a short-term basis and there were no loans outstanding at 31 May 2022 (2021: \$Nil) that had a repayment term exceeding 12 months.

9. Deferred revenue from exchange transactions

Included in deferred revenue from exchange transactions is an amount received from Taupō Hunt Incorporated, being a conditional grant to the National Equestrian Centre (Taupō) to assist with the construction of the indoor arena. Conditions include the use of a designated room in the indoor facility for a period of 25 years to 31 December 2040. Use of the room was granted for the first time in 2021. The current amount recognised as deferred revenue is \$82,480 (2021:\$86,860).

10. Term Liabilities

	2022 \$	2021 \$
Opening Balance	388,341	437,972
Loans drawn during the period	0	56,545
Interest charged	4,475	5,975
Repayments made during the period	(117,419)	(112,151)
Closing Balance	275,397	388,341
Due within 1 Year	168,697	223,744
Due thereafter	106,700	164,597
	275,397	388,341

Term liabilities comprise of the following loans and finance leases:

1. Taupō Hunt Incorporated advanced \$250,000 to assist with the construction of the indoor arena. The loan is repayable over 10 years by monthly payments of interest and capital until 31 May 2027 at an interest rate of 5.25%. The amount outstanding as of 31 May 2022 is \$136,609 (2021: \$164,792).
2. Supporters of Fibre Fresh National Equestrian Centre (Taupō) extended two loans totalling \$300,000, for the completion of the indoor arena. These loans are interest free and are unsecured and are repayable on demand. The amount outstanding on 31 May 2022 is \$100,000 (2021: \$175,000).
3. During the year ESNZ made use of the Small Business Cashflow Loan made available because of the Covid-19 pandemic. An amount of \$35,200 was advanced on 5 June 2021 and is interest free for a period of 24 months. On 31 May 2022 this amount outstanding was \$31,600 and was repaid in full on 3 June 2022.
4. National Equestrian Centre (Christchurch) entered into a finance lease agreement on 12 August 2021 to purchase a mower. The term of the agreement is 36 months. Amount outstanding on 31 May 2022 is \$7,188 (2021: \$13,349).

11. Deferred Revenue from Non-exchange Transactions

	2022 \$	2021 \$
High Performance Sport NZ	930,542	1,064,301
Sport NZ	22,500	49,950
Other	(56,889)	33,583
	896,153	1,147,834

12. Restricted Funds

	2022 \$	2021 \$
Opening balance	123,043	121,750
Interest recognised during the year	594	2,493
Grants paid during the year	(270)	(1,200)
Closing balance	123,367	123,043
Restricted funds comprise:		
Norwood Trust	4,974	4,950
WR Duncan	25,009	24,887
JN Lowry	346	346
Cresswell Fund	93,037	92,860
	123,367	123,043

The Norwood Trust was established in 1967. Interest income is intended to fund the prize for the Norwood Gold Cup competition at the Horse of the Year. Interest due on the term deposit of \$24 (2021: \$87) was recognised during the year.

The WR Duncan fund was established in 1989 with a bequest of \$15,000. Subsequently the balance in the European Tour and a bequest from the estate of JJ van Loghem have been added to the fund. Income is to be used for the training of technical officials across all disciplines on a rotational basis. The funds are invested in a term deposit on each year for a period of 12 months. The current investment matured on 8 June 2022 and was reinvested at an interest rate of 3.15% per annum (2021: 1%).

The JN Lowry Fund was established in 1962. The purpose of the fund was to provide the Lowry Medallion, that is awarded to the rider gaining the most points over the Horse of the Year Show. As the income earned on this fund no longer meets the annual cost of the medallion, income is not recorded separately and the cost of the medallion is met by ESNZ.

The Creswell Fund was established in 2014 pursuant to the terms of June Creswell's will. Half of the fund was allocated to the Christchurch National Equestrian Centre for the construction of covered yards. The interest on the remainder of the fund is to be used for prize money in the major Showjumping Nationals held at the Christchurch National Equestrian Centre each year.

13. Reconciliation of Net Surplus with Cash Flows from Operating Activities

	2022 \$	2021 \$
Net surplus for the year	168,853	845,710
Add / (Less) Non Cash Items		
Depreciation and Amortisation	340,171	314,686
Add / (Less) Changes in Working Capital Items		
Increase in accounts receivable	(77,332)	(118,652)
Decrease / (Increase) in inventory	5,476	(9,921)
(Increase) / Decrease in prepayments	(26,446)	44,494
(Decrease) / Increase in accounts payable	(124,808)	228,321
Increase / (Decrease) in employee entitlements	33,609	(26,212)
(Decrease) / Increase in revenue in advance	(319,792)	334,721
Increase / (Decrease) in GST payable	38,083	(11,821)
Add Items Classified as Investing Activities		
Change in reserves recognised in income statement	324	1,293
Net Cash Flows from Operating Activities	38,138	1,602,618

14. Short Term Investments

	Effective interest rate %	Maturity	2022 Actual \$	2021 Actual \$
TSB Bank	1.30%	Oct-22	15,000	15,000
TSB Bank	1.65%	Sep-22	65,000	65,000
TSB Bank	1.50%	Jul-22	60,000	60,000
TSB Bank	1.65%	Sep-22	30,000	30,000
ANZ Bank	1.20%	Aug-22	110,626	107,029
ANZ Bank	2.50%	Apr-23	149,985	148,724
ANZ Bank	2.50%	Apr-23	91,449	90,668
ANZ Bank	2.70%	Apr-23	100,000	100,000
ANZ Bank	2.00%	Dec-22	20,355	20,183
ANZ Bank	1.20%	Jun-22	12,619	12,619
ANZ Bank	1.60%	Aug-22	31,046	30,255
			686,080	679,478

15. Financial Instruments

	2022 \$	2021 \$
Financial assets (Loans and Receivables)		
Cash and cash equivalents	3,316,907	3,743,242
Receivables from exchange transactions	265,056	185,061
Loans and advances – current	134,239	139,481
Term investments	686,080	679,478
Total financial assets	4,402,282	4,747,262
Financial liabilities (Held at amortised cost)		
Payables under exchange transactions	222,273	328,981
GST payable	83,311	45,228
Term liabilities	275,397	388,341
Total financial liabilities	580,981	762,550

16. Related Parties

Related parties for ESNZ include entities that are directly, or indirectly, controlled by ESNZ through the exercise of significant influence over the other party. It also includes key management personnel that exercise significant influence over ESNZ.

Horse of the Year (Hawkes Bay) Ltd is a company incorporated on 20 June 2013 in which ESNZ has a 33% shareholding. The shareholding carries the right to appoint two directors. The Secretary General of ESNZ, Vicki Glynn was appointed as a director in June 2015 and the former President of ESNZ, Richard Sunderland was appointed as a director in April 2018.

Each of the three shareholders provided shareholder loans of \$30,000 to establish the company. The shareholder loan to Horse of the Year Ltd was impaired in ESNZ financial statements in the year ended 31 May 2014. The Horse of the Year Ltd shareholder loan remains impaired as at 31 May 2022.

KEY MANAGEMENT REMUNERATION

The full-time equivalent remuneration paid to the individuals who are designated as key management is as follows:

	2022 Number	\$	2021 Number	\$
Management	5	528,817	5	522,051
Board members	11	Nil	12	Nil

Key management personnel consist of the Board and the Executive Management Team (which includes the Chief Executive).

17. Commitments

OPERATING COMMITMENTS

At the balance date ESNZ had the following operating lease commitments:

	2022 \$	2021 \$
Commitments in respect of operating leases due:		
Within one year	77,760	95,416
Later than one year but not later than five years	129,720	186,636
Later than five years	310,896	340,639
	518,376	622,691

CAPITAL COMMITMENTS AND OTHER

There were no capital commitments at the end of the year. (2021: \$95,000)

As at 31 May 2022, ESNZ holds funds of \$214,485 (2021: \$485,024) on behalf of other parties. ESNZ has no right to these assets and is merely providing administrative services in respect of these amounts.

18. Post Balance Date Events

ESNZ continues to be affected by the Covid-19 pandemic (refer note 20).

There were no events following balance date that has an impact on these financial statements. (2021: Nil)

19. Contingent Liabilities

There were no contingent liabilities at balance date (2021: Nil)

20. Impact of COVID-19

COVID-19 is an ongoing event that continues to disrupt the business and economic activity throughout New Zealand and the world. The Board continues to monitor developments and initiate plans to mitigate adverse impacts. So, while COVID19 still presents a risk to future operations and revenue, the Board believes that the society will be able to meet obligations as they fall due. The Board maintains the view that ESNZ will continue to operate as a going concern.

The financial statements have been prepared based upon conditions existing at the end of the reporting period together with subsequent events up to the date of the signing of these financial statements, that provide evidence of conditions that existed at the end of the reporting period. All reasonably known and available information with respect to the COVID-19 pandemic, has been taken into consideration and all reasonably determinable adjustments (if any) have been made in preparing these financial statements.

Independent auditor's report

To the Members of Equestrian Sport New Zealand Incorporated

Qualified Opinion

We have audited the consolidated special purpose financial statements of Equestrian Sports New Zealand Incorporated (the 'Entity' or the 'Group'), which comprise the consolidated statement of financial position as at 31 May 2022, and the consolidated statement of comprehensive revenue and expenses, consolidated statement of movements in equity and consolidated statement of cash flows for the year then ended, and the statement of accounting policies and notes to the consolidated special purpose financial statements.

In our opinion, except for the possible effects of the matter described in the *Basis for Qualified Opinion* section of our report, the accompanying consolidated financial statements present fairly, in all material respects, the consolidated financial position of the Group as at 31 May 2022, and its consolidated financial performance and its consolidated cash flows for the year then ended in accordance with the accounting policies set out in the statement of accounting policies of the consolidated special purpose financial statements.

Basis for Qualified Opinion

Control over the revenues from Camping, rent and ground fees prior to being banked is limited. It was not practicable to extend our examination of Camping, rent and ground fees beyond the accounting for amounts received as shown by the accounting records of the Entity, or to determine the effect of the limited control.

We conducted our audit in accordance with International Standards on Auditing (New Zealand) (ISAs (NZ)). Our responsibilities under those standards are further described in the *Auditor's responsibilities for the audit of the consolidated financial statements* section of our report.

We are independent of Equestrian Sports New Zealand Incorporated in accordance with Professional and Ethical Standard 1 *International Code of Ethics for Assurance Practitioners (including International Independence Standards) (New Zealand)* issued by the New Zealand Auditing and Assurance Standards Board, and we have fulfilled our other ethical responsibilities in accordance with these requirements.

We believe that the audit evidence we have obtained is sufficient and appropriate to provide a basis for our opinion.

Other than our capacity as auditor we have no relationship with, or interests in, the Group.

PO Box 31 045, Lower Hutt, Wellington 5010, New Zealand

T: +64 4 566 4399 www.pkfkendons.co.nz

PKF Kendons is a member firm of the PKF International Limited family of legally independent firms and does not accept any responsibility or liability for the actions or inactions of any individual member or correspondent firm or firms.

Emphasis of Matter: Basis of Accounting

Without modifying our opinion, we draw your attention to the summary of accounting policies which describe the basis of accounting. The consolidated special purpose financial statements are prepared to assist the Board of Equestrian Sports New Zealand Incorporated (the 'Board') report on the consolidated financial performance and position of those disciplines listed in Note 1 of the consolidated special purpose financial statements. As a result, the consolidated special purpose financial statements may not be suitable for another purpose.

Other information

The Board is responsible on behalf of the Group for the other information. The other information comprises the information in the Annual Report that accompanies the consolidated special purpose financial statements and the audit report.

Our opinion on the consolidated special purpose financial statements does not cover the other information and we do not express any form of assurance conclusion thereon.

Our responsibility is to read the other information and consider whether it is materially inconsistent with the consolidated special purpose financial statements or our knowledge obtained in the audit or otherwise appears to be materially misstated. If so, we are required to report that fact. We have nothing to report in this regard.

Other matter

The special purpose financial statements of the Group for the year ended 31 May 2021, were audited by another auditor who expressed a qualified opinion on those statements dated 21 September 2021.

Board's responsibility for the consolidated special purpose financial statements

The Board is responsible on behalf the Group for the preparation and fair presentation of the consolidated financial statements in accordance with the accounting policies set out in the statement of accounting policies of the consolidated special purpose financial statements, and for such internal control as the Board determine is necessary to enable the preparation of consolidated special purpose financial statements that are free from material misstatement, whether due to fraud or error.

In preparing the consolidated special purpose financial statements, the Board are responsible on behalf of the Group for assessing the Group's ability to continue as a going concern, disclosing, as applicable, matters related to going concern and using the going concern basis of accounting unless the Board either intend to liquidate the Group or to cease operations, or have no realistic alternative but to do so.

Auditor's responsibilities for the audit of the consolidated special purpose financial statements

Our objectives are to obtain reasonable assurance about whether the consolidated financial statements as a whole are free from material misstatement, whether due to fraud or error, and to issue an auditor's report that includes our opinion. Reasonable assurance is a high

level of assurance, but is not a guarantee that an audit conducted in accordance with ISAs (NZ) will always detect a material misstatement when it exists. Misstatements can arise from fraud or error and are considered material if, individually or in the aggregate, they could reasonably be expected to influence the decisions of users taken on the basis of these consolidated financial statements.

A further description of the auditor's responsibilities for the audit of the consolidated financial statements is located at the XRB's website at <https://www.xrb.govt.nz/assurance-standards/auditors-responsibilities/audit-report-7/>

This report is made solely to the members of Equestrian Sport New Zealand. Our audit has been undertaken so that we might state to the members those matters we are required to state to them in an auditors' report and for no other purpose. To the fullest extent permitted by law, we do not accept or assume responsibility to anyone other than the members, for our audit work, for this report, or for the opinions we have formed.



Kendons Chartered Accountants Limited

Alastair Lloyd • Director

Qualified Auditors • Lower Hutt • New Zealand

1 September 2022

ESNZ officers

Patron
Jennifer Millar CNZM

President
Sue Hobson

Vice President
Lynda Clark

ESNZ Board of Directors

Sue Hobson President	
Lynda Clark Vice President and Chair	Jenny Booth Jumping
Scott McKenna Dressage	Don Robertson Appointed
Sue Reid Endurance	Hannah Walton Appointed
Shannon Galloway Eventing	Ana Sever Appointed

Honorary Life Members (+ Deceased)

Lord Willoughby †	C Bolgar †	H.R Dutton †
Norrie †	R.D Dalley †	R.A. Hunter †
R.S. Pilmer †	H.W. Beatson †	G. Gilmour †
J.N. Lowry †	P.T. Williams †	R. Gapes †
A.G. Quartley †	H.V. Thompson †	J. McCall †
D Holden †	H.H. Morice †	Mrs G.P. Donnelly †
W.R. Duncan †	D.M. Crowther †	M. Tucker †
B.E. Kellier †	T.I. Caseley †	T. White OBE †
B.G Rutherford †	A.R. Caro †	P. Morris MNZM †
Mr G.P. Donnelly †	Sir Ronald Trotter †	C. McRae †

Honorary Life Members

N.D. Matheson	K. Hansen	Sir M. Todd
A.W.J. Hampton	R. Ward-Smith	W. Niederer
ONZM	B. Birnie	M. Bayley
A (Gus) Meech	Mrs J Millar CNZM	B. Tait
W. Scott	M. Leigh	S. O'Brien
Mr J Wright MNZM	C. Hodson	R. Sunderland
Mrs M Hain QSM	K. Trotter	

Auditors
Kendons

Equestrian Sports New Zealand Staff

National Office Team

Chief Executive Officer ★ Julian Bowden
General Manager Community and Participation ★ Jo Colins
Operations Manager ★ Emma Gowan
Accounts Officer ★ Martin Freeman
General Manager Finance ★ Murray Ingram
National Sport Administrator ★ Heidi Bulfin
Membership Services Manager and Marketing Assistant ★ Katie Deane-Jackson
Membership Services Administrator ★ Olivia Baggott
Membership Services Administrator (casual) ★ Catherine Pilmer

Sport Team

Dressage Sport Manager ★ Wendy Hamerton
Dressage Partnerships Facilitator ★ Amanda Condon
Dressage Series Points Co-ordinator ★ Jos Gresham
Endurance Sport Administrator ★ Jo Lankow
Eventing Sport Manager ★ Eliza Johns (to March 2022) / Hayley Pickmere (from March 2022)
Jumping Sport Manager ★ Marilyn Thompson
Jumping Administrator ★ Kirsten Hence
Equestrian in Schools Co-ordinator ★ Eliza Johns

High Performance Team

High Performance General Manager ★ Jonathan Paget
High Performance Eventing Manager ★ Graeme Thom (to November 2021)
Jumping High Performance Manager ★ Oliver Edgecombe
Endurance High Performance Manager ★ Sue Reid
High Performance Operations Manager ★ Warrick Allan
High Performance Support ★ Eliza Johns
Eventing High Performance Head Coach ★ Sam Griffiths
Eventing Performance Leader NZ ★ Penny Pearce
Eventing Performance Administrator NZ ★ Yvette Lawson
High Performance UK Administrator UK ★ Jacky Green
High Performance Event Coordinator UK ★ Ginny Loisel

National Equestrian Centres

NEC Christchurch Caretaker ★ Blue Clarke
NEC Christchurch Administrator ★ Gail Power
NEC Taupō Caretaker ★ Elliot Newby
NEC Taupo Administrator ★ Kelly Newby



EQUESTRIAN SPORTS
NEW ZEALAND

Panama House
22 Panama Street, 6011
PO Box 6146, Marion Square,
Wellington 6141, New Zealand

+64 (4) 499 8994
nzequestrian.org.nz

