



EQUESTRIANSPORTS  
NEW ZEALAND



# ANNUAL REPORT 2011



# **PATRON**

Tiny White, OBE

# ESNZ Board and Staff



## **PRESIDENT/ CHAIR**

Jennifer Millar, CNZM



## **VICE PRESIDENT & CHAIR, DRESSAGE**

Karen Trotter



## **CHAIR, ENDURANCE**

Ken McGrath



## **VICE CHAIR, EVENTING**

Greg Gent



## **CHAIR, SHOWJUMPING**

Jeremy Olphert



## **APPOINTED MEMBER**

(FROM MARCH 2011)

Wallie Niederer



## **APPOINTED MEMBER**

Chris Bray



## **APPOINTED MEMBER**

John Stace



## **CO-OPTED MEMBER**

Chris Hodson, QC



## **APPOINTED MEMBER**

(TO DECEMBER 2010)

Andrew MacPherson



## **ESNZ NATIONAL OFFICE STAFF**

**STANDING (L-R):** Jim Ellis, Eliza Johns, Megan McKay, Warrick Allan

**SITTING (L-R):** Siobhan Laphorne, Fiona Bentley, Sian-Marie White, Rafah Abbas, Emma Cooper

## **OTHER ESNZ STAFF NOT PICTURED:**

Sarah Harris, Erik Duvander, Wendy Hamerton, Jo Lankow, Monique Porter, Mikhaila Cole, Jonathan Alsop, Mark Brunton, Stan Brown, Jane Hunt, Denise Thomson, Mo Callow

## **HONORARY LIFE MEMBERS**

Lord Willoughby Norrie <sup>†</sup>

R S Pilmer <sup>†</sup>

J N Lowry <sup>†</sup>

A G Quartley <sup>†</sup>

D Holden <sup>†</sup>

W R Duncan <sup>†</sup>

B E Keiller <sup>†</sup>

B G Rutherford <sup>†</sup>

Mr G P Donnelly <sup>†</sup>

H W Beatson <sup>†</sup>

C Bolgar <sup>†</sup>

A R Caro <sup>†</sup>

T I Casley <sup>†</sup>

Mrs D M Crowther <sup>†</sup>

Mrs R D Dalley <sup>†</sup>

Mrs G P Donnelly

H R Dutton <sup>†</sup>

R A Hunter

N D Matheson

H H Morice <sup>†</sup>

H V Thompson <sup>†</sup>

Sir Ronald Trotter <sup>†</sup>

P T Williams <sup>†</sup>

A Hampton

A (Gus) Meech

W Scott

G Gilmour <sup>†</sup>

R Gapes <sup>†</sup>

J McCall <sup>†</sup>

C McRae

J Wright

M Hain

K Hansen

B Birnie

R Ward-Smith

<sup>†</sup> deceased



# EQUESTRIANSPORTS

## NEW ZEALAND



2011-2014

## ESNZ Growth



### Primary Strategy

To make Equestrian Sport in New Zealand more accessible by reducing barriers to participation

### Strands



1

#### Sport

Riders enjoy a range of equestrian competitions appropriate to their stage of life and skill development



2

#### Youth

Young riders have access to a range of fun opportunities to learn and compete which are tailored to their needs



3

#### People

People enjoy, support and grow the sport through best-practice learning and development



4

#### Winning

Our athletes succeed on the world stage inspiring tomorrow's athletes and enhancing the sport's image



5

#### Great Stories

People hear more about our great stories, services and products within the sport and in a wider environment

### Tactics

Entry, progression and retention in the sport is addressed with a view to increasing participation:

- ESNZ rules ease entry and retention in the sport
- ESNZ ensures its competition offer is modern and relevant
- Long-Term Athlete Development pathway is identified for each discipline covering all stages of the sport and recreation pathway
- Each discipline provides opportunities for participants at all stages of the LTAD
- Each discipline's "product" addresses barriers to entry and ongoing participation
- More and better high profile events including the Horse of the Year Show

Each discipline provides appeal, accessibility and relevance for youth with a view to increasing participation:

- ESNZ provides avenues for the views and advice of young participants
- Each ESNZ discipline has a clear pathway for youth riders to enter the sport
- ESNZ encourages youth participation with innovative and welcoming competitions
- Pathways between Pony Club and ESNZ competition are identified and improved
- Each discipline caters for stages of childhood and teenage physical, social, cognitive and emotional development
- ESNZ develops and enacts a structure for school competition

The sport is better structured and delivered with a view to increasing participation:

- Best-practice development exists for all officials including Coaches, Judges, Course Designers, Stewards, Organisers and area group secretaries
- More people continue to enjoy the sport through these roles
- ESNZ coordinates more regular and relevant clinics for technical officials
- The value of coaching is recognised throughout ESNZ especially at discipline level
- More people have a good experience of the sport due to improved skill and knowledge of the people who deliver our competitions

Participation increases as NZ Teams and Individuals win at World Equestrian Games, other major FEI events, Olympics, Paralympics and Trans-Tasman competitions:

- The High Performance Programme is innovative, effective, well-resourced
- ESNZ collaborates with owners and breeders to improve horsepower
- A "high performing" culture exists among squad athletes and personnel
- Clear pathways increase depth of talent and aid succession from Performance to High Performance
- ESNZ HP officials are globally recognised as leading into their field
- ESNZ equine health is world leading

More people feel engaged in the sport and with ESNZ through active and welcoming communications:

- People are inspired to participate via publicity of successful riders
- People find it easy to understand the sport, the sport's competitions, events and structures
- ESNZ has excellent targeted communications with internal and external stakeholders
- People can find information easily on the ESNZ web site
- The Bulletin increases market share
- ESNZ communications support strategic initiatives
- ESNZ leverages winning performances for promotional benefit

# ESNZ Partners & Supporters

## ESNZ PARTNERS



### BELL TEA

33 years and going better than ever, Bell Tea's long-standing partnership with Equestrian is one of the most enduring in NZ sport. The 2010-11 season saw a change of emphasis Bell Tea agreeing to sponsor Eventing nationally including the new Bell Tea Superleague, a major success in its first year. The Bell Tea Olympic Cup at the Horse of the Year was highly successful with a new look trade stand and of course an exceptional Olympic Cup shown nationally on TV1. ESNZ wish to thank Bell Tea CEO Mark Hamilton and his team of Lynne Banks, Jessica Bailey and Matt Greenwood for their ongoing friendship and support, including the regular use of their office space in Auckland. ESNZ's relationship with Bell Tea is closer than a simple commercial sponsorship – it is a true partnership.



### FIBER FRESH

ESNZ was delighted to announce a new multi-year partnership with Fiber Fresh in April 2011 supporting one of ESNZ's prime assets – the Fiber Fresh NEC Taupo. ESNZ would like to thank Fiber Fresh for its significant support and look forward to working closely with Michael Bell, Fiber Fresh owner and Ian Pryor, General Manager.



### QUADRANT AND FMG

Quadrant Insurance have been preferred suppliers of equine insurance to ESNZ for several years, offering ESNZ members a high quality insurance brokerage service. Quadrant Insurance has recently been acquired by FMG (Farmers Mutual Group) and ESNZ has recently signed a new multi-year partnership with FMG which offers significant support to Equestrian. Thanks to Quadrant's Mike Parkinson for his support over many years and also to Michelle Baré of FMG for their new partnership.



### SPARC

Sport & Recreation New Zealand (SPARC) is the Government's sport agency and is ESNZ's largest external funding contributor, providing approximately \$1.6m in target-driven investment during the 2010-11 financial year. A large proportion of this funding is for High Performance (specifically Eventing, with a small amount for Showjumping) but also includes Community Sport investment which funds ESNZ's Growth plans. SPARC works closely with ESNZ offering additional services such as governance and management courses and legal and HR advice. ESNZ has a strong relationship with SPARC and appreciates their continued support of so many of our programmes.



### HALBERG TRUST

ESNZ is grateful to the Halberg Trust for its ongoing support of our Para-Equestrian programme, one of only four sports to receive such support via SPARC's No Exceptions strategy. The Halberg Trust investment enables ESNZ to increase participation levels of riders with disabilities in our sport.



### NZ COMMUNITY TRUST

NZCT has again provided invaluable financial assistance to ESNZ; especially towards National Office costs which reduces fees needing to be passed onto Members. NZCT have continued to assist the National 3 Day Event at Taupo as well as committing further funds to the development of the NEC at McLean's Island.



### THE LION FOUNDATION

ESNZ is again grateful to the Lion Foundation, and its outgoing grant manager Don Judkins, for its continued support of ESNZ Dressage and the Horse of the Year Show as well as the NEC McLean's Island who received a generous grant toward the NZ Showjumping Championships. A new accommodation block at the NEC Taupo, with specific facilities for our Para competitors, has been built with the generosity of the Lion Foundation.





## ESNZ SUPPORTERS

### NZ ACADEMY OF SPORT

NZAS is SPARC's high performance services provider and ESNZ receives significant benefit from its close relationship with the Academy. NZAS offer a range of sports science services and also invest significantly in the health of ESNZ's elite horses through the HP equine health team.



### NEW ZEALAND OLYMPIC COMMITTEE – OLYMPIC SOLIDARITY

For a second year, ESNZ Coach received an Olympic Solidarity grant which supported its Coach Educator Conference, refreshing the principles of assessment and extending knowledge of key aspects of the Coach programme. ESNZ wishes to thank the International Olympic Committee and the New Zealand Olympic Committee for their ongoing support of our coaches.



### ZILCO

Zilco has kindly continued its long history of supporting ESNZ by providing equipment for Team New Zealand at the 2010 World Equestrian Games in Kentucky.



### INTERISLANDER

Interislander offers ESNZ Members highly discounted rates on Cook Strait travel resulting in a significant increase in the number of combinations travelling between islands to compete this season. For reservations call 0800 878 898 and quote FA5399.



### EUROPCAR

ESNZ's partnership with Europcar provides Members with fantastic discounted car hire rates. Call Europcar on 0800 800 115 and quote #50656491 or visit [www.europcar.co.nz](http://www.europcar.co.nz)



### COUNTRY 99 TV

Country 99TV continues to show great Equestrian action every weekend, offers discounts on subscribing to Country 99TV to ESNZ Members and has exclusive coverage of major events including Mark Todd's win at Badminton in April 2011.



# President's Report

It is a pleasure to present my President's report for the 2010-2011 year. This is my final report as Chairman/President of ESNZ as I am not seeking re-election in this my fourth year in office. I have enjoyed my time as Chair of the Board with the knowledge that we as a Board have made a positive contribution to the Governance of our Sport. It is gratifying to know that our major external funder SPARC perceives our organisation as a well governed and managed sport entity.

## ESNZ BOARD

We have a decisive ESNZ Board all working together to help govern our sport. The Board's primary strategy is to increase **Growth** in our sport and to break down barriers to participation especially at introductory levels. To this end the Board is progressing with a review of the core principles of membership which will probably involve changes to our Constitution, General Regulations, Discipline By-laws and re-working of our financial systems. At Discipline level, work is required to ensure that the 'intro' level of competition is of an appropriate level to encourage Growth.

Four of the Disciplines are represented on the ESNZ Board. Karen Trotter, Dressage (also Vice- President), Heidi Bulfin, Endurance (replacing Ken McGrath), Jeremy Olphert, Jumping and Greg Gent, Eventing. Both John Stace and Chris Bray have been re-appointed for a further term. Andrew MacPherson resigned due to work commitments and we thank Andrew for his time on the Board. We welcome a new member to our Board, Wallie Niederer, who has been involved in our sport for many years but also has a successful business background. Chris Hodson, QC, who is a co-opted member continues to have a huge input into our sport and we appreciate his legal counsel.

The Discipline Boards, sub-committees of ESNZ, are delegated operational matters of their disciplines. Similarly there are the following sub-committees – Audit, Finance & Risk, Appointments & Remuneration, Technical, Clean Sport, High Performance and the two National Equestrian Centres. All these committees manage their respective responsibilities while the Board maintains the overall strategic direction of our Sport. We could not afford to pay these volunteers for the enormous amount of work and time they put in as members of the above sub-committees.

## FINANCIAL

The audited consolidated financial performance for the whole of ESNZ, including disciplines and NECs was a deficit of \$45,241. This is due to unfortunate circumstances of timing as our annual New Zealand Community Trust grant towards National Office staff costs was received late in May and for accounting purposes needs to be shown as income for the coming year. This has shown a National Office deficit and therefore the whole consolidated accounts are pushed into debit. The deficit will be fully recovered during the coming financial year.

## NATIONAL OFFICE

Jim Ellis, now four years into his role as Chief Executive, has a very good understanding of our complex sport. Thank you Jim for your hard work this year. It has been a pleasure working with you during my time as Chair. Thanks also to all our staff at National Office especially for their courteous and friendly service to our members.

## HIGH PERFORMANCE

This has been an exciting year for ESNZ High Performance, especially Eventing, with latter winning both Team and Individual Bronze medals at the World Equestrian Games in Kentucky. In recognition of this result SPARC increased the funding for Eventing which enabled us to relocate our High Performance program to the UK. Showjumping also received new SPARC HP funding for the first time in three years which was positive. On personal trips, I was fortunate to see our High Performance programme at work in the UK and Germany. Katie McVean's performance in finishing 6<sup>th</sup> at the Jumping world cup final was spectacular as, of course, was Mark Todd's fourth Badminton win. Greenwich and Aachen offered our Eventers further opportunity to ride as a team and they are focusing on winning performances towards London in 2012.

## FEI

I attended the annual General Assembly in Taiwan and the Extraordinary General Assembly earlier this year. One would hope the FEI will eventually agree to a new constitution and re-structuring to make our parent body more functional. Chris Hodson, after his 4 year term, retired as 2<sup>nd</sup> Vice-President of the FEI.

I would sincerely like to thank the ESNZ Board for their support, hard work and commitment over the past years. It has been a privilege to work with you all. A special thanks to the many organising committees who have invited me to their competitions and made both Bruce and myself so welcome.

JENNIFER MILLAR, CNZM  
PRESIDENT



JENNIFER MILLAR, CNZM

## Equestrian Sports New Zealand Inc Net Financial Results (Audited)

for the year ended 31st May 2011

	2011	2010	2009	2008	2007
ESNZ Central (previously called National Office)	(47,000)	(32,229)	(40,965)	87,729	22,346
Dressage	(26,167)	(33,299)	(12,576)	66,606	(3,669)
Endurance	(3,904)	6,360	(9,040)	6,176	14,956
Eventing	42,348	(35,820)	6,571	25,571	(35,852)
Showjumping	(11,226)	111,495	63,291	68,969	47,496
Equestrian Centres					
– Christchurch	(3,715)	20,245	115,778	2,530	(12,263)
– Taupo	4,423	62,883	(5,643)	(24,607)	(21,938)
	<u>\$(45,241)</u>	<u>\$99,635</u>	<u>\$117,416</u>	<u>\$232,974</u>	<u>\$11,076</u>

# Chief Executive's Report



JIM ELLIS

A year ago, I reported to Members that the 2009-10 season was a good one for our sport; twelve months further on I feel privileged to be able to report on Equestrian's increasingly rude health.

In the context of a tough year for the country – Canterbury earthquakes and economic recession the most obvious examples – the growth that is occurring in our sport is significant especially when put in the context of the general decline in 'traditional' sports. Equestrian bucks this societal trend in particular because of the safe family and social environment that embraces our shows and events; the way we enjoy our sport does much to encourage others to participate.

But as I mention below, there are also significant barriers that ESNZ's structure places in front of new participants; those that deal with these barriers and cross the threshold into ESNZ competition are only a minority of those who might wish to.

There were lows with the highs, steps backward with the leaps forward but, overall, ESNZ sport has enjoyed an excellent season highlighted by an overall growth in membership, a significant increase in competitive starts and some well-reported high performance successes. Coaching has been brought further to the foreground which will bode well for the future.

## GROWTH

I am hoping that ESNZ's new 'Growth' plan will be known to you all by now (it appears on page 1 of this report) as it has been widely advertised since its formal launch at the end of June 2011. 'Growth' is the name ESNZ is giving to its new strategic plan to increase participation over the next four years by reducing the sport's barriers to participation. The ESNZ Board has worked tirelessly during 2010-11 on the development of 'Growth' and it will dominate strategic thinking throughout the coming season. 'Growth' will challenge the structures of both our sport and also our national organisation.

## FINANCE

The audited consolidated ESNZ accounts show a deficit of \$41k for the year to 31<sup>st</sup> May 2011. They also reflect significant variations between the financial performance of ESNZ's entities during the year including a recorded deficit of \$47k in the ESNZ Central (formerly National Office) account. The latter is the result of grant funding being received from the NZ Community Trust just prior to the end of the financial year. Though budgeted to be received in 2010-11 the auditors have correctly requested that the income be shown in 2011-12. This explains the significant ESNZ Central deficit last year, with knock-on to the consolidated ESNZ figures, and the projected surplus for the new financial year in which ESNZ will seek to re-build reserves.

ESNZ's overall financial position remains strong and is the result of an appropriately risk-adverse attitude towards our reserve position in recent years.

My thanks, as ever, to ESNZ accountant Mark King for his unstinting work throughout the year making sense of the financial reports of the disciplines, the national equestrian centres, high performance and the national office.

## COMMERCIAL PARTNERSHIPS

The relationship with Bell Tea is in its 33<sup>rd</sup> year and, at the time of writing, ESNZ is negotiating a further three year extension of one of NZ sport's most successful and enduring partnerships.

I'm delighted to be able to report two new ESNZ partnerships – the first with Fiber Fresh for title sponsorship of the National Equestrian Centre at Taupo; the second with rural insurance group FMG following their acquisition of Quadrant, ESNZ's preferred equine insurance provider.

## NATIONAL EQUESTRIAN CENTRES

The September and February earthquakes brought life and sport into sharp focus; the resilience of ESNZ members in Canterbury has been inspiring. Sport is well recognised as a critical part of any return to normality and it is on this basis that the Sheds NZ NEC McLean's Island committee have embarked on an ambitious development plan with the mid-term goal of creating NZ's premier equestrian training facility.

The Fiber Fresh NEC in Taupo has also enjoyed a fine year with significant improvement to facilities, the creation of new bridleways behind the Centre, new manager's accommodation, new all weather arenas bedding down and a fantastic new cross country course designed by John Nicholson. A new accommodation facility is currently being constructed following another generous Lion Foundation grant.

The improvements in both NECs over recent years are a highlight for ESNZ and my sincere thanks goes to both Committees, led by Kevin Bowden and Wallie Niederer, as well as to caretakers Stan Brown and Mark Brunton.

## HIGH PERFORMANCE

ESNZ's high performance programme has a focus on winning and there have been successes during the last season. Most obvious are the improvements shown by our Eventers with team and individual bronze medals (Andrew Nicholson/Nereo) at the World Equestrian Games in Kentucky. Put together with Caroline Powell's spectacular win at Burghley last September on 'everyone's favourite horse' Lenamore, Mark Todd's historic fourth Badminton title onboard NZB Land Vision and Clarke Johnstone's world cup wins at Kihikihi and Sydney it shows a rich vein of form, rather than a one-off medal achievement. Jonathan Paget and Clifton Promise's 7<sup>th</sup> place finish at WEG deserves special mention for an outstanding performance at his first championship event.

There were other notable performances during the year headed by Katie McVean's amazing journey to finish 6<sup>th</sup> at the world cup final with her incredible young mare Delphi; the rest as they say is history; Penny Castle and Gymstar One produced one of NZ's finest dressage performances »



## » Chief Executive's report continued

at the CDI in Sydney; Showjumper Jake Lambert became NZ's first Youth Olympian and won a team silver medal at the 1<sup>st</sup> Youth Olympic Games in Singapore; and Alison Higgins and Twynham El Omar's performance at the Endurance 160km ride at WEG was impressive with the chances of a top 10 finish ending with a freak rider injury when well placed. Sadly, Omar passed away as a result of complications suffered during the Endurance nationals in April.

An event of the scale of WEG tests ESNZ's resources and processes; the Olympics are a much easier operation given the support of the NZ Olympic Committee. Some of our processes were found to be lacking and corrections have been made but overall the first two year period of the new ESNZ high performance programme can be judged a significant success.

ESNZ was successful in convincing SPARC to offer a significant increase in HP funding for 2011 and 2012, most of which is used on our Eventers' campaign to London. This is a major show of faith in ESNZ's new HP direction and our key is to enable all disciplines to improve from the strategies which Eventing are showing to work.

I'd like to make special mention of the owners of our elite horses; without their involvement, there would be no international success, thank you all.

## HORSE OF THE YEAR

This year's exceptional Show was helped by the traditionally kind Hawke's Bay weather and showcased all that is good about our sport and community. 2011 was a model event which dovetails well with ESNZ's vision for the Show – an end of season festival of equestrian showcasing all disciplines and encouraging families to travel to Hastings to enjoy a week's 'holiday' in a beautiful part of the country.

Members will be aware of ongoing discussions around the extension of the ESNZ licence to host the Show in Hastings. This is a time-consuming process for a number of reasons but is progressing positively and, as part of this, ESNZ will commit to staging the event in Hastings for the long term.

My thanks to all of the HoY organisers but especially to Kevin Hansen and John van Bohemen from event managers EventPro.

## JUDICIAL

This has been a busier year of judicial/legal issues than is desirable. A well documented horse welfare case consumed significant resource for a nine month period and ESNZ Clean Sport recorded its first positive equine anti-doping test in recent years. The attack on show hunter horse Squirt also captured significant media attention and remains unsolved. It is hoped that 2010-11 may have been a blip...

## NATIONAL OFFICE

After the previous year with no staff turnover, ESNZ said goodbye in 2010-11 to Lizzie Blount – Eventing Sport Manager, Caroline Barber – Para Sport Manager, Jenna Mullooly – Member Services Administrator and recently Siobhan Laphorne – Coach Development Manager. All of them had contributed significantly to their work areas and to the staff team at National Office in Wellington and I thank them all for their hard work over several years.

ESNZ continues to invest heavily in its IT infrastructure to offer the sport, especially riders and show secretaries, easier-to-use systems and tools. This is an expensive, piecemeal process but with clear improvements this year – most obvious being the automated results upload which sees show results on the website within hours rather than weeks. My thanks to our IT consultant, Jonno Alsop, for his unending enthusiasm and advice.

## DECEASED

There were several sad passings during the year but I shall highlight four – the death of Sir Ron Trotter, past ESNZ president, was a significant loss to the country; the attendance at his funeral at Wellington's Old St Pauls merely added to his legend as one of NZ's greatest business leaders.


The brave fight against cancer of young showjumper Melanie Purcell captured everyone's emotions and her untimely passing brought other issues in the sport firmly into perspective.

Another honorary life member, Joan McCall, passed away in December 2010 having selflessly committed a large part of her life to working with our Eventers during their halcyon Olympic medal winning days. Around the same time, Gabrielle Deuss, endurance board member and FEI vet, also died after a long illness; Gabrielle's dedication to the welfare of the horse and to her own Arabian stud will be her fond legacy.

## THANKS

There is as ever a long list of 'thank you's' to people without whom the sport would not function:

- ▶ Firstly, my thanks to all our volunteers – technical officials, show secretaries, area/club delegates – who contribute in a manner which the sport can never afford to repay fully.
- ▶ To our external stakeholders and funders – sponsors, SPARC, the Halberg Trust, NZ Community Trust, Lion Foundation, Bell Tea, Fiber Fresh, Sheds NZ and Quadrant/FMG.





- ▶ To the ESNZ Board – your commitment to strategic thinking and to the initiatives we will progress during 2011-12 will change the sport for the better.
- ▶ To the staff of ESNZ including *Bulletin* staff Jane, Denise and Mo, sport managers Megan, Wendy, Jo, Caroline and Eliza, HP staff Sarah, Warrick and Erik, NEC caretakers Stan and Mark and the rest of the National Office – Emma, Rafah, Fiona, Sian, Mikhaila and Monique – my unqualified thanks to you all for the part you have played in a successful year; your efforts are often unseen but provide much of the national framework in which Equestrian is thriving.
- ▶ To Ken McGrath, outgoing Endurance chair, and to Andrew MacPherson, appointed member to the ESNZ Board; both of whom have made significant contributions to ESNZ governance during this season.
- ▶ To the Chairs and members of ESNZ committees who make so many informed decisions to improve the sport, especially Discipline Boards, NECs, Clean Sport, Technical, HP, Audit & Finance and Appointments.
- ▶ I would like to finish by making special mention of outgoing ESNZ President, Jennifer Millar, who has served the sport with distinction during the four years of her Presidency. Jennifer has contributed at an unparalleled level and offered support and advice to all five disciplines during her time in office. She has raised NZ's international profile with the FEI and in the Asia Pacific region, chaired a Board which has 'hit the button' on fundamental changes as well as being a huge support and ally to this CEO during the inevitable ups and downs of any year. Thank you Jennifer and also to your own unheralded support, your husband Bruce.

JIM ELLIS  
CHIEF EXECUTIVE

<b>ESNZ Central</b>						
Operating Income & Expenditure						
	2012	2011		2010	2009	2008
<b>Operating Income</b>	<b>Budget</b>	<b>Actual</b>	<b>Budget</b>			
Membership Subscriptions	297,700	298,559	291,624	291,198	289,328	291,062
Horse Registrations (Incl MCP Levy)	228,500	227,941	215,000	220,918	210,852	224,847
Other Registrations & Dues	45,000	50,032	41,500	45,596	39,281	49,414
SPARC Sport/Coaching Development Grants	230,000	243,520	205,000	214,429	282,533	172,018
Bulletin (Net)	8,150	13,396	23,200	19,499	(12,213)	(4,097)
Investment Income	26,000	21,075	28,000	28,808	25,255	48,678
Product Sales (Net)	10,000	6,520	10,000	17,932	16,002	10,082
Other Income (Net)	39,705	10,130	29,050	12,552	10,130	22,250
<b>Total Core Business Income</b>	<b>885,055</b>	<b>871,173</b>	<b>843,374</b>	<b>850,932</b>	<b>861,168</b>	<b>814,254</b>
Grants/Sponsorship	75,000	10,923	102,000	99,347	127,226	138,076
Administration Contracts	214,000	215,330	210,000	210,429	180,000	210,800
<b>Total Operating Income</b>	<b>1,174,055</b>	<b>1,097,426</b>	<b>1,155,374</b>	<b>1,160,708</b>	<b>1,168,394</b>	<b>1,163,130</b>
<b>Operating Expenditure</b>						
Accounting & Audit	61,000	69,102	48,000	69,675	72,785	52,376
Accommodation, Meals & Travel						
– Board	26,900	29,288	31,000	23,644	34,258	19,556
– Other	29,500	40,157	41,050	37,236	42,073	44,753
AGA & Annual Report	9,000	11,716	19,000	23,515	25,229	24,128
Bad Debts	-	-	-	5,093	-	2,194
Coaching Development & Management	10,000	1,087	126,000	110,249	127,513	73,631
Computer/IT Support	77,000	66,768	67,500	77,024	60,393	37,590
FEI Subscriptions & Bulletin	8,500	9,378	9,000	7,514	9,468	7,105
Insurance	24,000	23,320	19,000	20,970	15,629	19,886
Judicial & Legal	8,000	7,086	9,000	729	6,853	12,527
Medication Control Program	20,200	19,758	20,800	17,364	22,745	21,328
National Sport Development Projects	24,000	9,399	-	3,642	10,800	84,262
Occupancy Costs & Repairs	90,300	88,251	87,797	87,868	77,787	70,606
Postage, Telephone & Courier	59,983	65,979	48,343	59,991	66,127	48,794
Promotion/Sponsorship Delivery/Growth Strategy	30,800	8,393	21,500	14,433	16,356	22,833
Stationery, Photocopy & Subs	26,000	29,456	32,376	28,466	32,108	41,463
Sundries	20,250	29,753	31,000	30,132	35,746	23,934
Salaries & Service Contracts	585,000	614,121	509,400	537,767	532,517	458,521
	<b>1,110,433</b>	<b>1,123,012</b>	<b>1,120,766</b>	<b>1,155,312</b>	<b>1,188,387</b>	<b>1,065,487</b>
<b>Operating Surplus before Non-Cash Adjustments</b>	<b>63,622</b>	<b>(25,586)</b>	<b>34,608</b>	<b>5,396</b>	<b>9,531</b>	<b>97,643</b>
<b>Less Non Cash Adjustments</b>						
Increase in Subscriptions in advance	-	3,842	-	6,925	13,747	(26,832)
Depreciation	13,200	17,572	30,000	30,700	36,749	36,746
	<b>13,200</b>	<b>21,414</b>	<b>30,000</b>	<b>37,625</b>	<b>50,496</b>	<b>9,914</b>
<b>Operating Surplus/(Deficit) for year</b>	<b>\$50,422</b>	<b>\$(47,000)</b>	<b>\$4,608</b>	<b>\$(32,229)</b>	<b>\$(40,965)</b>	<b>\$87,729</b>

# Coaching

2010-11 has seen more consolidation for the ESNZ Coach scheme. Especially pleasing are steps by Discipline Boards to address training within their youth and performance programs and developing policies to favour registered ESNZ Coaches in training and team competition tours.

By working together, ESNZ programs will become more integrated. Coaches and trainers we like to use will find more incentive to be part of the scheme and in turn they receive more professional support and development opportunities.

We were delighted to receive a second Olympic Solidarity grant from the NZOC to conduct a workshop at the Massey Sport and Rugby Institute in July for our Coach Educators, and give an opportunity for new CEs to join the ranks.

Participants will explore games-based and competition scenarios, and constraints-led coaching for building skill under pressure with Massey University lecturer Dennis Slade. International sport consultant Mike McLaughlin will share a range of innovations he has recently seen in other sports around the world. Bruce Blair from the Academy of Sport will turn upside down perceptions about the effectiveness of questions vs telling. Sport Psychologist Gary Hermansson will provide insight into "Mind Management"; and CEs will refresh their understanding of Competency-Based Assessment to ensure our scheme provides best-practice learning and assessment experiences.

In May we were saddened by the passing of Paul Ackerley, the driver for coaching in the SPARC. I worked very closely with Paul over the last 3 years and he showed great faith and (financial support) for the development of our program.

This year 85 coaches registered on Find A Coach, which received over 30,000 hits. 68 candidates enrolled for training. 37 modules were awarded, including 4 new Introductory Coaches and our first new Performance Coach who also completed the new Elite Riding module. One applicant also completed Recognition requirements for an overseas qualification.

In August, I say farewell to ESNZ and NZ shores to head for new challenges at Surf Life Saving Australia. In my three years at ESNZ I am proud of the changes that have put the new ESNZ Coach scheme into a sustainable position. It is an in-house product fully owned and quality-controlled by ESNZ. It has provided a platform that Disciplines can build on to strengthen their own athlete development programs and its value should be treasured in its rightful place in a whole-of-sport development structure.

Huge thanks go to the Coach Advisory Team who have supported my work throughout, answered questions, checked and trialled new material and been a wonderful sounding-board. Without your support, things would not have come this far.

And enormous thanks go to all the coaches and trainees who dared to give the new scheme a go. Many of you have tried these apparently zany athlete-centred techniques like "questioning" and revolutionised your coaching and found big changes in your athletes as a result.



**SIOBHAN LAPHORNE –  
COACH DEVELOPMENT  
MANAGER**



## High Performance 2010/11

Fundamental to all of the High Performance work is that New Zealand must earn its place back on the podium. Personal best performances at targeted events such as Olympic Games and World Championships must become the expected standard for us if we want to realise the potential that NZ undoubtedly possesses.

The focus of the year has been the final build-up to the WEG and the raft of different issues involved in ensuring New Zealand sends its best possible Team to Kentucky with the right support and clear performance expectations. Following the mixed success in the WEG each discipline has undergone a review and refinement has been made.

### FINANCIAL

Following the results of the World Games, Eventing and Showjumping received investment from SPARC in 2010-11.

SPARC's core investment to ESNZ's HP Programme for Eventing was \$900,000 for 2011 and \$1,000,000 for 2012. This funding was allocated against the costs of HP programmes in Eventing: including individual training grants, team competition, coaching, the Equine Health Programme and to national office administration. \$50,000 was tagged to Showjumping to support Katie McVean and Samantha McIntosh qualify for the Olympics in 2012. ESNZ also received \$45,000 of NZ Academy of Sport credits, dedicated for support of our 'carded' Riders and \$20,000 in Prime Minister Scholarships for Coaches and Support Personnel.



**SARAH HARRIS –  
HIGH PERFORMANCE  
DIRECTOR**





## EVENTING

The success at the World Equestrian Games was well deserved and right on track with where the programme has been tracking to over the past year. The New Zealand Team of Andrew Nicholson, Mark Todd, Caroline Powell, Clarke Johnstone and Jonathan Paget were all very deserving of the accolades as they represented us with pride and pure determination to overcome the 10 year medal drought for Eventing in New Zealand when they secured Team and Individual Bronze Medals.

Since the World Games there have been more significant changes within the High Performance Programme as we continually strive to be ahead and better than the competition as we count down to the London Olympic Games. A relocation of the programme to the UK commenced in 2011 with Erik Duvander Eventing HP Leader relocating in April 2011.

The driving force in 2011 is to ensure New Zealand riders continue to challenge personal bests, and international standards, results for 2010/11 show the riders have set the bar high and are all totally in tune with the HP Programme and their Individual Performance Plans are driving their performance upwards to ensure no stone is left unturned as we prepare for the London Olympic Games. Caroline Powell's win at Burghley, Mark Todd's win at Badminton, Clarke Johnstone's win in the first two FEI World Cup rounds and Jonathan Paget's Bramham win are all testaments to this.

Performance enhancement has continued to be driven through Individual Performance Plans (IPPs). The IPPS are a very real driver for all HP riders as regional Jumping and Dressage coaches and key support providers are brought into the delivery through this process.

With the introduction of more consistent training closely aligned to result focus a real "internal" competition has developed amongst squads which is only enhancing Individual and Team results.

The key outcomes we are accountable to SPARC for continue to dominate the way forward for the programme in 2010/2011;

- ▶ Move Programme to the UK
- ▶ Focus on winning at key competitions
- ▶ Retention of key personnel
- ▶ Individuals capable of achieving top 12 results
- ▶ Horse Power

## DRESSAGE

Dressage had 3 combinations included in this year's HP squads when they were reviewed at the start of April. This reflected improved performances at National Champs and HOY during March. This was the largest number of combinations in HP squads under the current HP system and a reflection of better horsepower and an improved focus from leading riders. Two of these combinations attended the Sydney CDI at the start of May, performing well, especially Penny Castle and Gymstar One who achieved a 69% and were consistently placed in the top 4.

## SHOWJUMPING

Katie McVean continued to compete at the highest level; after a 38<sup>th</sup> place at the WEG she went on to win the HOY and then gained 6<sup>th</sup> place at the FEI World Cup final in Leipzig. This has set new high performance standards for Showjumping squads. However, the sale of Delphi and the return to NZ for Samantha McIntosh has served to underline the lack of depth in Jumping at the HP level.

Following this NZ was not represented at the Olympic qualifier (Asia Pacific and Eastern Europe) in July, and ESNZ have to return the \$50k HP showjumping investment to SPARC given it was tagged to McVean and McIntosh's attendance at the qualifier.

## ENDURANCE

Alison Higgins was the best placed of the kiwis at the WEG, finishing 26<sup>th</sup>. A review indicated a need for a change in structure and so a HP Panel has been formed with the HP Director as the Chair. This Panel met in June for the first time and resulted in robust discussions and strategies aiming to move the sport back to the podium.

## SUMMARY

2010 was a challenge for New Zealand Equestrian as we continued to aim to close the gap to the podium; this was achieved at the 2010 World Equestrian Games by the Eventing Team and Andrew Nicholson individually. It is important for our HP Programme to continue to push and challenge our riders as we prepare for the London Olympic Games, Paralympics and World Endurance Championships in 2012. Strong programme management and HP systems coupled with open communication will drive this allowing our future medalists to push their own boundaries and excel in the Equestrian High Performance environment.

Equestrian Sport New Zealand High Performance Analysis for the year ended 31 <sup>st</sup> May 2011		
	2011	2010
<b>Non Specifically Targeted Funding</b>		
Unspent Funds 1st June	397,100	335,881
SPARC Funding this year	768,500	525,000
Discipline Contributions	97,000	
Other Income & Rider Contributions	271,237	23,045
	<u>1,136,737</u>	<u>548,045</u>
Available Funds	1,533,837	883,926
<b>ESNZ High Performance Expenditure</b>		
Administration	92,274	89,113
Athlete Support Services	57,426	66,941
World Equestrian Games 2010	728,565	32,919
Discipline Team Leaders/Selectors/Programs	553,674	258,721
Equine Health	59,730	39,132
	<u>1,491,669</u>	<u>486,826</u>
	42,168	397,100
<b>Specifically Targeted Funding</b>		
Unspent Funds 1st June	40,103	52,885
SPARC Funding this year for		
– Performance Enhancing Grants	250,625	229,167
– Prime Minister's Scholarships	25,190	-
– Eventing 2016 Squad	40,000	40,000
	<u>355,918</u>	<u>322,052</u>
<b>Expenditure</b>		
– Performance Enhancing Grants	210,612	269,945
– Prime Minister's Scholarships	4,060	
– Eventing 2016 Squad	55,687	12,004
	<u>270,359</u>	<u>281,949</u>
Unspent Specific Funds 31st May 2011	85,559	40,103
	<u>\$127,727</u>	
Total Unspent at 31st May 2011		<u>\$437,203</u>



KEVIN BOWDEN

# Sheds NZ National Equestrian Centre – Christchurch



## CONVENORS REPORT

I have great pleasure in presenting my report for the 2010-2011 year.

It has been a year of huge disruptions during which the centre has been well shaken but has come through unscathed.

It was especially gratifying to see the number of North Island visitors we had at the New Zealand Showjumping championships and also at the South Island 3 day event incorporating both the NZ junior rider and NZ young rider 3DE championships.

The usage of the centre's facilities has continued to increase with it being used for a wedding and also a 21st birthday celebration over the past few months, as well the usage by all equestrian users continues to grow with most weekends being booked and many weekdays as well.

We were also happy to accommodate the school of natural medicine after their building was destroyed in the earthquakes.

While we have continued to maintain all of the facilities during the past year our main focus has been the Hampton Oval and the surrounding areas with 300 tons of living earth compost being used to build up the structure of the grounds. The difference in these areas is incredible and will be noticed immediately by anyone who has not been to the island during the last 12 months.

The only other major works undertaken were the construction of a sealed trot up track adjacent to the Hampton Oval; this was jointly funded by Eventing Canterbury and the NEC. The exterior of the caretaker's house was also repainted. Financially the centre is in good heart and as usual all profits will be used to further improve the facility.

Stan (the man) Brown continues to astound everybody with the amount of work he does around the centre especially with all the planting and garden areas he is creating.



### National Equestrian Centre, Christchurch

#### Operating Income & Expenditure

	2011	2010
<b>Operating Income</b>		
Camping, Rents & Ground Fees	73,621	74,766
Sponsorship/Grants	10,578	14,556
Investment Income	730	685
Other Income (Net)	5,444	18,461
<b>Total Operating Income</b>	<b>90,373</b>	<b>108,468</b>
<b>Operating Expenditure</b>		
Depreciation	23,842	23,282
Insurance	4,332	3,754
Interest	-	-
Occupancy Costs & Repairs	64,725	60,024
Postage, Fax & Tolls	615	646
Sundries	574	517
	<b>94,088</b>	<b>88,223</b>
<b>Operating Surplus/(Deficit) for year</b>	<b>\$(3,715)</b>	<b>\$20,245</b>

We wish to thank our sponsors Sheds NZ, New Zealand Community Trust and the Lion Foundation for their continued report.

Lastly I wish to acknowledge and thank our hard working committee and all of the volunteers who have helped over the past year.

KEVIN BOWDEN  
NEC CHRISTCHURCH CONVENOR







WALLIE NIEDERER

# Fiber Fresh National Equestrian Centre – Taupo



## CONVENORS REPORT

The major highlight this year was to welcome Fiber Fresh on board who have taken the naming rights of the “Fiber Fresh National Equestrian Centre Taupo” for the next three years. The NEC Committee and ESNZ wish to thank Fiber Fresh for its support and look forward to working closely with them over the coming years.

The NEC at Taupo has had a busy year with higher usage and improved income. Your Committee of Ed McPherson, Jo Bell, Mark King, and discipline representatives Ray Egarr, Melanie Barker, Brian McDonald and Kerry Sixtus with the support from Jennifer Millar and Jim Ellis have been very active in their roles.

There have been many working bees organised to clear new pathways for the Cross Country course designed by John Nicholson ahead of the National three day event in May. As a thank you to the volunteers, more than 80 people attended what is becoming an annual BBQ.

The Annandale Christmas Classic was a huge success with record entries and many favorable comments directed towards the Organising Committee and Convenor for the event, Geordie Bull, as well as to the Centre itself.

The National Three Day Event was fantastic with the two new 2 and 3 star courses gaining much favourable comment from riders and spectators alike.

It was good to see the future riders of our country enjoying themselves so much when the Pony Club Championship were held at the NEC Taupo. Bing Allen and Rowan Armer and their band of helpers left a large legacy for the NEC.

All of these events have given the Centre much positive publicity during the year.

Fiber Fresh National Equestrian Centre, Taupo			
Operating Income & Expenditure			
	2011	2010	
<b>Operating Income</b>			
Camping, Rents & Ground Fees	170,775	149,182	
Naming Sponsorship	5,000	-	
Investment Income	559	87	
Competitions (Net)	(1,343)	5,156	
Other Income (Net)	129	7,306	
<b>Total Operating Income</b>	<b>175,120</b>	<b>161,731</b>	
<b>Operating Expenditure</b>			
Depreciation	32,126	29,696	
Insurance	6,593	4,950	
Interest	3,729	-	
Occupancy Costs & Repairs	78,720	81,679	
Postage, Fax & Tolls	2,966	2,601	
Stationery, Photocopy & Subs	2,553	2,158	
Sundries	2,891	1,914	
Wages & Service Contracts	41,119	34,407	
	<b>170,697</b>	<b>157,405</b>	
Operating Surplus/(Deficit) before Asset Funding Grants	4,423	4,326	
Asset Funding Grants	-	58,557	
<b>Operating Surplus/(Deficit) for year after Asset Funding Grants</b>	<b>\$4,423</b>	<b>\$62,883</b>	

## OTHER HIGHLIGHTS:

- ▶ Completion of the new manager's house
- ▶ 6km of bridleway on adjacent DOC land.
- ▶ The settling down of the new all weather arenas
- ▶ Refurbishment of the shower blocks
- ▶ Removed self seeded pines

Mark Brunton, the Centre's Manager / Caretaker, along with the support of his partner Lorraine Watson have made a huge contribution throughout the year – Thank you.

Thank you to our neighbours – Landcorp (Mark Cunningham), Wairakei Pastoral, Tauhara B Trust (Ollie Gibberd) and Mighty River Power as well as to The Lion Foundation, NZ Community Trust, Youthtown Trust, ESNZ and all supporters and friends of the Centre.

A special thank you to the NEC Taupo Committee, who make my job a breeze.

WALLIE NIEDERER  
NEC TAUPUO CONVENOR



# Dressage



## CHAIRPERSONS REPORT 2011

It has been a busy year all round and the time seems to have flown by. There have been a lot of competitions up and down the country for the most part successful I think. The new non-grading training that was implemented seems to be working well and a lot more riders are giving dressage a go, the trick now of course is to convert this into competition membership.

### COMPETITIONS

#### YOUNG RIDER AND NATIONALS

Dressage took a step forward in my opinion this year and with the support of members we ran two major competitions at Manfeild. The Nationals were excellent and the venue allowed us to be able to provide entertainment in support of the Grand Prix freestyles. The reviews have been outstanding.

#### HOY

This was another successful show and continues to draw big crowds.

#### NORTH AND SOUTH ISLAND CHAMPS

Thank You to the areas who always step forward and run these competitions so successfully.

#### SYDNEY CDI

Well what can I say? Those of you that went to watch, and trust me there were a lot, would have been as delighted as me at the excellent performance of all our riders that competed there.

#### BOARD

Once again my sincerest thanks must go to the board of Dressage New Zealand for their hard work.

They are all great people to work with.

The April planning meeting gave me the go ahead to sort something for Marketing which has duly been done on a one year trial so hopefully you will see some new initiatives this next year.

### FINANCE

While we are still a financially strong discipline there is the continued need to keep a strong control on things.

### GOOD NEWS

Helen Hughes Keen achieved her International Judge status (4\*) in December in Portugal – well done!

### THANK YOU NEVER SEEMS ENOUGH!

To all our sponsors and volunteers you are wonderful our sport is humbled by your support.

Last, but by no means least, Wendy Hamerton a very big – Thank You!

### THE END

A toast to the future, congratulations to all who have made dressage what it has become, well done to all the riders whatever your performance level you got out there and did it. Best wishes to the incoming board.

KAREN TROTTER  
CHAIRPERSON, DRESSAGE

### ESNZ Dressage

#### Operating Income & Expenditure

	2011	2010
<b>Operating Income</b>		
Competition Start Levies	115,533	120,108
Sponsorship	61,238	49,595
Investment Income	9,567	11,319
Competitions (Net)	(15,361)	(10,228)
Other Income (Net)	61,974	76,400
<b>Total Operating Income</b>	<b>232,951</b>	<b>247,194</b>
<b>Operating Expenditure</b>		
Accommodation, Meals & Travel		
– Board	17,286	16,231
– Other	19,051	23,856
Depreciation	1,400	1,568
High Performance (Net)	58,822	70,382
International Events & Tours	16,529	26,043
Postage, Fax & Tolls	6,978	6,204
Promotion & Publicity	30,155	27,037
Selection	5,087	6,127
Sponsorship Delivery	31,953	29,703
Stationery, Photocopy & Subs	3,647	3,921
Sundries	7,897	6,381
Technical Training & Support	8,730	11,223
Wages & Service Contracts	51,583	51,817
	<b>259,118</b>	<b>280,493</b>
<b>Operating Surplus/(Deficit) for year</b>	<b>\$(26,167)</b>	<b>\$(33,299)</b>





# Endurance



KEN McGRATH

## CHAIRPERSONS REPORT 2011

The 2010-11 season was a year of challenges, while the devastation of Christchurch by earthquake was a disaster many Members had to endure personally, all of us were affected one way or another.

Many Members have endured personal loss throughout the season; I think it appropriate to make special mention of Eby Deuss and family who lost a treasured wife and mother in Gabrielle who gave so much to Endurance over many years.

Highlights of this season were the introduction of the Grassroots Trust FEI World Qualifying Series as well as Endurance Board funding and hosting the National Champs for the first time. Congratulations to Sean Trafford on being the first winner of the Series, which will be the vehicle for taking Endurance forward. The Duncan family generously provided the 'Sandy Duncan Memorial Trophy' for the Series winner, a special tribute to a man that provided so much to our sport.

By hosting the Nationals the ESNZ Endurance Board removed the financial risk from one of our clubs. The Nationals were held at the same venue as the North Island Champs so my sincere thanks to the few very capable Members who volunteered their services to make both events possible. The event was overshadowed by the high attrition rate and the tragic loss of WEG campaigner Twynham El Omar. A special mention though to our National 3\* 160km Championship combination of Andrea Smith riding Glenmore Tariq, worthy champions.

Controversy surrounded the Kentucky WEG campaign with five combinations selected but only three travelling as a result of a public disagreement around grooms. Alison Higgins, riding the late Omar, put in a brave performance after suffering a painful injury to complete the 160km, finishing in a respectable 26th placing out of 100 starters with 55 total qualifiers, a result that bettered our Trans Tasman neighbours.

A new HP panel has been appointed for Endurance which I hope will learn the lessons of last year's WEG as they plan improved performances at the FEI world champs in 2012 and WEG in 2014.

Endurance has used some of its members funds in 2010-11 to progress some initiatives, while at the same time prudently keeping a tight rein on expenses. There has been investment in continuing the Trans Tasman competition, helping clubs with FEI fees, the new FEI World Qualifying Series, WEG, hosting of the Nationals, increased funding to clubs hosting Island Championship Events and Officials' training courses.

The Board also made savings in the area of administration, producing a workable solution with the ESNZ National Office which helped the bottom line without affecting delivery of services. Noting the current financial climate and the progress made last season, I am comfortable and content with Endurance's overall financial position; it has retained invested funds that will give the sport a secure financial base going forward.

Finally, on a personal note, I am stepping down from the Endurance Board after four years, three of them as Chair. The Board has improved its practices during this time, now completing most, if not all, of its annual manifesto. I am pleased to have been able to give to Endurance and to all of you fine members; it has been an interesting ride with not many dull moments. I thank all of you, especially the Board members, who have willingly contributed to Endurance.

KEN McGRATH – CHAIRPERSON, ENDURANCE

### ESNZ Endurance Operating Income & Expenditure

	2011	2010
<b>Operating Income</b>		
Competition Start Levies	52,718	56,585
Sponsorship/Grants	-	5,490
Investment Income	2,322	2,670
Other Income (Net)	5,821	848
<b>Total Operating Income</b>	<b>60,861</b>	<b>65,593</b>
<b>Operating Expenditure</b>		
Accommodation, Meals & Travel		
– Board	1,686	2,359
– Other	2,884	2,706
National Championships	30,467	21,660
International Events	14,500	1,393
Sundries	1,452	1,002
Technical Training & Support	2,776	5,613
Wages & Service Contracts	11,000	24,500
	<b>64,765</b>	<b>59,233</b>
<b>Operating Surplus/(Deficit) for year</b>	<b>\$(3,904)</b>	<b>\$6,360</b>



# Eventing



SALLY MILLAR

## CHAIRPERSONS REPORT 2011

It is with pleasure that I report on the Eventing NZ year for the 2010/11 as the year has been a success on all our deliverables that we set for ourselves 12 months ago. For two years now our core aim has been to increase participation. To achieve we have needed to be more effective and smarter and deliver what our riders, spectators, officials and sponsors want. This year the rubber has started to hit the road and across all levels whether a small local event through to National competitions significant progress has been made. Our international successes have also helped.

Internationally our successes over the year include Team and Individual Bronze medals at WEG, wins at Burghley and Badminton, currently leading the FEI Eventing World Cup and second in the teams' event at Aachen. These successes have created a heightened interest with the media that is filtering down to the local eventing scene.

On our key measure of success, participation, we have had a 10% increase in the number of starts over the year. This is a significant increase over the last three years as participation levels had been relatively stagnant if not dropping.

Contributing factors to the increase has been the initiation of our series competitions, Super League, Amateur, Young Rider and Junior. There has been great uptake by the riders and fierce competition throughout the season. The series was an initiative of the newly established Performance Committee that has also developed a Performance Programme that is aimed at developing riders and a clear pathway to High Performance that is now based in the UK at least until London and likely till WEG 2014.

Another focus for the year was to improve cross country course standards at all levels and re establish Taupo NEC. We were successful in getting Mike Etherington Smith course designer for Kentucky WEG to NZ for three seminars that has led to the development of cross country guidelines. The Taupo cross country course has got a new lease of life. This is a three year project to lift the Taupo track to a true international CCI course.

Sponsorship has also been successful. Using a partnership model, Alltech, Massey University, and NRM have joined our longstanding sponsor Bell Tea. We also were able to secure sponsorship of all classes for the National 3DE a significant improvement from 2010/11.

This with our increased starts has meant that we have had a positive financial result for the year.

I would like to take this opportunity to thank everyone involved in eventing for their contribution over the last 12 months; it has been a team effort. There is a renewed enthusiasm in our sport that will provide the momentum to continue to take us forward to the next year and beyond.

SALLY MILLAR  
CHAIRPERSON, EVENTING

### ESNZ Eventing Operating Income & Expenditure

	2011	2010
<b>Operating Income</b>		
Competition Start Levies	167,747	168,285
Sponsorship	53,300	2,000
Investment Income	3,557	3,337
Competitions (Net)	(17,112)	324
Other Income (Net)	15,766	2,760
<b>Total Operating Income</b>	<b>223,258</b>	<b>176,706</b>
<b>Operating Expenditure</b>		
High Performance	-	-
Accommodation, Meals & Travel		
– Board	13,294	5,565
– Other	22,925	14,510
Bad Debts Written Off	10,000	4,300
Depreciation	25	-
International Events	-	80,571
Postage, Fax & Tolls	759	388
Promotion & Publicity	-	13,114
Selection	-	3,247
Sponsorship Delivery	38,209	2,109
Sundries	9,294	22,288
Technical Training & Support	14,786	6,434
Training & Travel Grants	8,000	-
Wages & Service Contracts	63,618	60,000
	<b>180,910</b>	<b>212,526</b>
<b>Operating Surplus/(Deficit) for year</b>	<b>\$42,348</b>	<b>\$(35,820)</b>





# Para-Equestrian



VICKY MELVILLE

## CHAIRPERSONS REPORT 2011

Para-Equestrian, now in its third year as ESNZ's 5th Discipline, continues to develop. We have 33 PE riders across the country who have been classified under the FEI system. Their PE Identity Cards include details of permitted compensating aids which may be used at all ESNZ PE events and Dressage NZ events where exemptions have been recorded.

Many of the riders have attended training sessions with international coaches. In addition to participating in local and regional competitions and championships in both North and South Islands, and HOY, four competed at Hartpury, UK in July 2011. Several are planning to compete at a 3\* at Werribee, Australia in December 2011, with the aim of qualifying for the London Paralympics.

PE has facilitated training at 4 events in the past 14 months, running seminars for judges, TDs and stewards. We thank those who have taught, and those who have attended for their enthusiasm and willingness to learn about PE.

The PE Rules are nearly finalized and we are working with the ESNZ secretariat on Performance and Development Squad criteria.

The Committee would like to acknowledge the support of ESNZ staff, in particular Caroline Barber, who has been invaluable in coordinating the administrative load that a new discipline requires. The Committee and riders would like to acknowledge the support of Dressage NZ and Pony Club groups throughout the country who encourage inclusion and participation by PE riders in their competitions, and all who have given so generously of their time and expertise to advance the Discipline.

VICKY MELVILLE  
CHAIRPERSON, PARA-EQUESTRIAN





# Showjumping



## CHAIRPERSONS REPORT 2011

2010-11 season was my first year as Chair of Showjumping and looking back, much was accomplished both in the Boardroom and in jumping arenas around the World.

Yet again, Katie McVean dominated at home winning the Superleague Series, World Cup Series, Leading Mare (Daffodil) and to cap it all, an astonishing win on NRM Seremonie VDL in the Bell Tea Olympic Cup at HOY. On the international stage, Katie and Dunstan Delphi, finished 38<sup>th</sup> out of 121 starters at WEG and 6<sup>th</sup> out of 42 at the World Cup final in Leipzig, Germany, the best ever finish by a New Zealander.

Other notable performances during the year were Jake Lambert's Team Silver at the inaugural Youth Olympics in Singapore, Chris Harris winning both the Rutherford Cup and Grand Prix Series and our Young Rider team prevailing over the Australians in January at Taupo.

The Showjumping Board for 2010-11 comprised Mandy Illston, (Vice Chair), Ray Egarr, Phil Dickey, Malcolm McKee, Kaye Williams, Jeff McVean, Tom Tarver, Louise Blair and myself. During the year a concerted effort was made to focus on better Governance and big picture issues including a comprehensive Strategic Plan.

Financially 2010-11 was challenging and despite sponsorship down some \$28k and an additional \$25k being required for WEG, the budgeted deficit for the year of \$57k was able to be reduced to \$11k through tight fiscal management.

Over recent years sponsorship has been a very significant contributor to showjumping's strong financial position. The Board recognises that despite the current economic climate, sponsorship must be one of its priorities going forward. The Board also acknowledges the fantastic loyalty of our National Sponsors, without whose support our sport could not continue in its current form.

To our High Performance Leader, Richard Sunderland, and our senior selectors – Chris Hansen, Penny Stevenson and Trevor Pearce – and our junior selectors – Ana Ratray, Robyn Coupe, and Murray Thompson – the Board thanks you for all your diligent and at times, difficult work.

On behalf of the Board, a huge thank you to Jim Ellis and the team at National Office for their efforts over the past 12 months. Our thanks particularly to Megan McKay, Showjumping Sports Manager with whom I've worked closely during what has been a very challenging and demanding year.

No report such as this would be complete without my acknowledging the outstanding support and dedication I have had from members of the Showjumping Board. Their loyalty and support has been first class and I thank them very sincerely. After six years on the Board, Malcolm McKee, my predecessor as Chairman, is standing down as is Ray Egarr, an appointed Board member and Chair of our Technical Committee. To both of you, thank you from the Board and members alike.

Volunteers are, unquestionably, the backbone of our sport and who week in week out, rain, hail or shine are always there giving their time freely and without ever any thought of personal gain or reward. We are indebted to you all and say quite simply, thank you.


To Jennifer Millar, ESNZ President for the past four years and now retiring, it has been a privilege working with you on the ESNZ Board. Your knowledge of what is required as President, your "down to earthiness", your empathy with all members, is something very special. You will be sorely missed and we wish Bruce and yourself more relaxing days ahead.

JEREMY OLPHERT – CHAIRPERSON, SHOWJUMPING

### ESNZ Showjumping Operating Income & Expenditure

	2011	2010
<b>Operating Income</b>		
Competition Start Levies	266,939	229,596
Sponsorship	91,600	141,608
Investment Income	22,036	16,794
Competitions (Net)	(35,252)	(9,803)
Other Income	44,847	36,089
<b>Total Operating Income</b>	<b>390,170</b>	<b>414,284</b>
<b>Operating Expenditure</b>		
High Performance	32,861	43,634
Accommodation, Meals & Travel		
– Board	28,055	19,645
– Other	19,797	17,637
Bad Debts	718	155
Depreciation	3,585	266
International Events & Tours	130,402	41,729
Postage, Fax & Tolls	2,106	689
Promotion & Publicity	9,636	6,670
Selection	-	2,089
Sponsorship Delivery	44,793	68,673
Showhunter	16,802	8,949
Stationery, Photocopy & Subs	2,365	2,870
Sundries	3,499	1,073
Technical Training & Support	27,840	20,310
Wages & Service Contracts	78,937	68,400
	<b>401,396</b>	<b>302,789</b>
<b>Operating Surplus/(Deficit) for year</b>	<b>\$(11,226)</b>	<b>\$111,495</b>





# Horse of the Year 2011

This year's Horse of the Year was the Show's 13<sup>th</sup> consecutive year in Hastings. The Show's established 'Hawke's Bay pedigree' proved true to form with spectacular weather for its duration. This year's edition has been widely received as the 'best ever' with a fantastic atmosphere, good trade sales and excellent competition across all of the disciplines. The massive organisational arrangements required to deliver the event are, as ever, a credit to director Kevin Hansen and the loyal volunteer base at Showjumping Hawke's Bay (SJHB).

As ESNZ's premier event, HOY's tenure in Hawke's Bay since 1999 has seen the Show grow in a way many would not have thought possible. From its modest equestrian beginnings of 450 competitors, 800 horses and 24 trade sites, HOY in 1999 was a 100% volunteer delivered show. Thirteen years on, HOY is the largest event in Hawke's Bay, run by Hansen's EventPro management company with over 400 volunteers engaged during the event. HOY has become a national sporting institution and the premier equestrian showpiece in Oceania. Its international relevance grows each year with 2011 seeing 15 Australian riders and 9 horses in attendance.

With a budget of \$2.3million and 6 days of competition, HOY's scale and sophistication is substantial and is the sport's most significant promotional platform domestically. HOY embraces 18 disciplines so extends well beyond ESNZ's own 5 disciplines into a range of horse sport activity; a fact which adds so much to the event as a true coming together of the whole equestrian community.

HOY sponsors provide the fuel that powers the machine and ESNZ extends its sincere thanks to one and all of them. Their commercial commitment to HOY enables world class standard competition, facilitated by the likes of Leopoldo Palacios's course designed and trans-Tasman participation.

Notwithstanding the enormous number of classes across the 18 disciplines, it is appropriate to congratulate the following riders on their HOY 2011 successes – Katie McVean on Seremonie VDL (Bell Tea Olympic Cup), Vanessa Way on KH Arvan (Dressage HOY title) and Lizzie Brown on Henton Attorney General (Eventing CIC3\* winner). Congratulations are also due to Maurice Beatson and Gaylene Lennard on their induction into the Horse of the Year Hall of Fame.

ESNZ Members will be aware from comment in *The Bulletin* that ESNZ and SJHB have been progressing a new long term agreement to stage HOY in Hastings. This is progressing well with governance changes being implemented at SJHB, including a new HOY Board, to assist this process. Discussions continue apace and it is hoped that the new arrangement will be formalised in the final quarter of 2011 to take effect from the 2013 Show. Planning for 2012 is of course well advanced with the Show being staged on 13-18 March 2012.

During the year ESNZ has re-confirmed its vision for HOY moving forward with plans to continue to take the event to new levels that form a key part of ESNZ's Growth plans for our sport. Associated with this is liaison with the Hawke's Bay A&P Society over development opportunities that HOY's long term Hastings tenure offers the Showgrounds facility and its stunning setting.

ESNZ takes this opportunity to record its appreciation to SJHB and EventPro for delivering a spectacular 2011 edition of our favourite event.



## HORSE OF THE YEAR HALL OF FAME INDUCTEES 2011

GAYLENE LENNARD

MAURICE BEATSON

# National Honours

## THE HORSE OF THE YEAR SHOW

- ▶ Showjumping Horse of the Year (Olympic Cup) – Katie McVean & NRM Seremonie VDL
- ▶ NZ Rider of the Year (Lowry Medallion) – Vicki Wilson
- ▶ Lady Rider of the Year (Merrylegs Cup) – Lucy Akers & Tinapai
- ▶ NZ Dressage Horse of the Year (Rigoletto Trophy) – Vanessa Way & KH Arvan
- ▶ Grand Prix Horse of the Year (Judith Simpson Memorial Trophy) – Vanessa Way & KH Arvan
- ▶ Intermediate I Dressage (Advanced Plate) – Wendi Williamson & Cortaflex Watergate
- ▶ Top Horse Height Class on 1st day of HOY (Norwood Gold Cup) – Billy Raymont & Nicalette NZPH (AUS)
- ▶ NZ Speed Horse Championship (House of Blackmore Cup) – Brad Cunningham & Cheltenham
- ▶ Showjumping Rider with the most points at HOY (Nationwide Cup) – Billy Raymont (AUS)
- ▶ Pony Show Jumper of the Year (Somerset Fair Cup) – Logan Massie & Kickin The Clouds
- ▶ Show Hunter of the Year (A St H Vallance Challenge Trophy) – Chloe Akers & Kiwi Motto
- ▶ NZ Young Rider Showjumping Champion (Big Red Cup) – Mathew Dickey & Kiwi Guard
- ▶ Area Pony Teams Event (Saba Sam Shield) – Taranaki Team, L Hutterd, V Grayling, H Trott, A Hinton

## DRESSAGE

### NZ YOUNG RIDER CHAMPIONSHIPS (MANFEILD 2011)

- ▶ NZ Dressage Young Rider Champion (Waldebago Trophy) – Kate Welten & Amajah
- ▶ NZ Dressage Pony Rider Champion (Hyland Trophy) – Rhiannon Scott & Oporae's Antoinette

### NZ CHAMPIONSHIP (MANFEILD 2011)

- ▶ NZ Dressage Championship (Burkner Medal) – Penny Castle & Gymstar One
- ▶ Dressage Freestyle Championship (Tironui Trophy) – Vanessa Way & KH Arvan
- ▶ Advanced Dressage Championship (Surrey Trophy) – Kallista Field & Waikiwi FE
- ▶ Open Medium Dressage Championship (Kentucky Trophy) – Ashleigh Williams & Papanui Don Juan
- ▶ Medium Dressage Championship (Doornbos Shield) – Kylie Baker & Woodsbee
- ▶ Elementary Dressage Championship (Tuna Lodge Trophy) – Vanessa Way & KH Allandro
- ▶ Novice Dressage Championship (Killala Trophy) – Wendi Williamson & Cortaflex Dejavu MH
- ▶ Preliminary Dressage Championship (Aztec Challenge Trophy) – Kiernyn Walton & Silver Reef
- ▶ NZ Young Dressage Horse Champion (Astek Stud Trophy) – Casey Johnson & Dante MH
- ▶ Area Teams Dressage (Helen Holden Memorial Trophy) – Taranaki Team, V Way, riding KH Arvan, Arawn BL & KH Ambrose
- ▶ Breeder Best Placed NZ Bred Horse in Young Dressage Championship (Glenvar Trophy) – Matthews Hanoverian

## EVENTING

### NZ ONE DAY EVENT CHAMPIONSHIPS (RICHFIELDS 2010)

- ▶ Advanced (Forest Gate Trophy) – Brent Jury & SE Big
- ▶ Intermediate (Waiteko Trophy) – Emily Cammock & My Shout
- ▶ Novice (Ferndale Challenge Trophy) – Sophie Wilkinson & Bob's Dream
- ▶ Pre-Novice One Day Event Champion (Tait Trophy) – Samantha Felton & Henton After Dark

### YOUNG RIDER CHAMPIONSHIPS (HIMATANGI 2011)

- ▶ NZ Young Rider Championship (Charisma Trophy) – Jessica Woods & Too Predictable
- ▶ NZ Junior Rider Championship (Hoffman Trophy) – Francesca Silver & Case In Point

### SOUTH ISLAND THREE DAY EVENT CHAMPIONSHIPS (MCLEAN'S ISLAND 2011)

- ▶ National Young Rider Championship (Swarbrick Trophy) – James Avery & Amarillo
- ▶ National Junior Rider Championship (Lenamore Trophy) – Tayla Mason & Just Joop

### NZ THREE DAY EVENT CHAMPIONSHIPS (TAUPO 2011)

- ▶ Advanced (Wills Trophy) – Clarke Johnstone & KS Secrets
- ▶ Intermediate (Picadilly Trophy) – Donna Smith & Just Chocolate
- ▶ Novice (Mamaku Trophy) – Tom Lane & At The Limit
- ▶ Best Presented Horse (Caseley Trophy) – Easy Tiger (owner: Kate Wood & Carol Guy, Groom: Ocean Mackinnon)
- ▶ Inter-Island Teams (Atlantic Silver Spurs) – South Island Team, Clarke Johnstone & Incognito, Larissa Srhoy & Starburst, Brent Jury & SE Big, Annabel Wigley & Enzo
- ▶ Pre-Novice Three Day Event Champion (Thomson Trophy) – Amanda Pottinger & Achilles II

### WINNER OF FEI EVENTING WORLD CUP (KIHIKIHI 2011)

- ▶ Clarke Johnstone & Orient Express



## SHOWJUMPING

### NZ SHOWJUMPING CHAMPIONSHIPS (McLean's Island 2011)

- ▶ National Showjumping Champion (Rutherford Cup) – Chris Harris & Zilco Te Peka Luciano
- ▶ Open Metre 1.30 Showjumping Champion (Mary Dalley Memorial Trophy) – Danielle Maurer & Blue Rinse
- ▶ National Showjumping Pony Champion – Logan Massie & Kickin The Clouds

### NATIONAL YOUNG HORSE SHOWJUMPING CHAMPIONSHIPS (TAUPO 2011)

#### 4 Year Old Showjumping Champion

Mr Wiggle & Kim Best  
Owner: Kim Best  
Breeder: Kim Best & Molly Dillon

#### 5 Year Old Showjumping Champion

LC Schweppes & Kyle Timm  
Owner: LC Horse Farm  
Breeder: LC Horse Farm

#### 6 Year Old Showjumping Champion

Phillip Steiner & Annandale Branson MVNZ  
Owner: Gary & Joy Hogg  
Breeder: Mount View New Zealand

#### 7 Year Old Showjumping Champion

Jake Lambert & Quality NZPH  
Owner: Allan & Raewyn Lambert  
Breeder: New Zealand Performance Horses

### WINNER OF NZ LEAGUE FEI SHOWJUMPING WORLD CUP 2011

- ▶ Katie McVean

## ENDURANCE

- ▶ Senior Distance Horse of the Year – Mizraim Silver Gym
- ▶ Junior Distance Horse of the Year – Glenmore Astroid
- ▶ Senior Distance Rider of the Year – Vanessa Tiffen
- ▶ Junior Distance Rider of the Year – Georgia Smith
- ▶ Senior Horse & Rider of the Year – Sean Trafford & Sayfwood Rolling Stone
- ▶ Junior Horse & Rider of the Year – Georgia Smith & Glenmore Astroid

## COMPETITIVE TRAIL RIDING

- ▶ Open Distance Horse of the Year – Roselea Shady
- ▶ Open Horse & Rider of the Year – Heidi Bulfin & Stonelea Sparkling Rose
- ▶ Intermediate Horse & Rider of the Year – Glenys Parsons & Stirling McAvoy
- ▶ Junior Horse & Rider of the Year – Hanna Whitehead & Makahiwi Shakeer

## PARA-EQUESTRIAN

Grade 1 Champion – Ilona Lawrence & Taihoa Kingsmoor

Grade 2 Champion – Frances Dick & Oxford Belle

Grade 3 Champion – Rachael Stock & Donnergrollen

Grade 4 Champion – Jenny Affleck & Boss II



**INDEPENDENT AUDITOR'S REPORT**  
**To the Members of Equestrian Sports New Zealand Inc**

**Report on the Financial Statements**

We have audited the financial statements of Equestrian Sports New Zealand Inc, ('ESNZ') on pages 22 to 27, which comprise the statement of financial position as at 31 May 2011, and the statement of changes in equity, and statement of financial performance for the year then ended, and a summary of significant accounting policies and other explanatory information.

This report is made solely to the Members, as a body, in accordance with the Constitution of ESNZ. Our audit has been undertaken so that we might state to the Members those matters we are required to state to them in an auditors' report and for no other purpose. To the fullest extent permitted by law, we do not accept or assume responsibility to anyone other than the Members, as a body, for our audit work, for this report, or for the opinions we have formed.

**Board's Responsibility for the Financial Statements**

The Board is responsible for the preparation and fair presentation of these financial statements in accordance with generally accepted accounting practice in New Zealand and for such internal control as the Board determine is necessary to enable the preparation of financial statements that are free from material misstatement, whether due to fraud or error.

**Auditor's Responsibility**

Our responsibility is to express an opinion on these financial statements based on our audit. We conducted our audit in accordance with International Standards on Auditing (New Zealand). Those standards require that we comply with ethical requirements and plan and perform the audit to obtain reasonable assurance about whether the financial statements are free from material misstatement.

An audit involves performing procedures to obtain audit evidence about the amounts and disclosures in the financial statements. The procedures selected depend on the auditor's judgment, including the assessment of the risks of material misstatement of the financial statements, whether due to fraud or error. In making those risk assessments, the auditor considers internal control relevant to the entity's preparation and fair presentation of the financial statements in order to design audit procedures that are appropriate in the circumstances, but not for the purpose of expressing an opinion on the effectiveness of the entity's internal control. An audit also includes evaluating the appropriateness of accounting policies used and the reasonableness of accounting estimates, as well as evaluating the overall presentation of the financial statements.

We believe that the audit evidence we have obtained is sufficient and appropriate to provide a basis for our qualified audit opinion on financial position and performance.

Other than in our capacity as auditor we have no relationship with, or interests in, ESNZ.

**Basis for Qualified Opinion on Financial Position and Financial Performance**

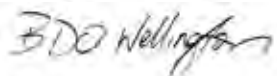
Controls over the income derived from Camping, Rents & Ground Fees of \$244,396 and National Competitions of \$366,721 as shown in the Statement of Financial Performance, prior to being recorded is limited, and there are no practical audit procedures to determine the effect of this limited control. Accordingly the completeness of income and accumulated funds is unable to be determined.



**Qualified Opinion on Financial Position and Financial Performance**

In our opinion, except for the effects of the matter described in the Basis for Qualified Opinion paragraph the financial statements on pages 22 to 27:

- Comply with generally accepted accounting practice in New Zealand;
- Present fairly, in all material respects the financial position of ESNZ as at 31 May 2011 and of its financial performance for the year then ended.

A handwritten signature in black ink that reads 'BDO Wellington' with a stylized flourish at the end.

3 August 2011  
BDO Wellington  
Chartered Accountants



# Financial Statements

## Equestrian Sports New Zealand Inc Statement of Financial Performance

for the year ended 31st May 2011

	Note	2011	2010
<b>Income</b>			
SPARC High Performance Funding recognised during year	2	1,393,791	745,730
SPARC – Sport Development & Coaching Grants		243,520	214,429
Subscriptions & Registrations		572,175	552,247
Competition Start Levies		602,937	574,574
Bulletin Subscriptions & Advertising		356,164	357,585
Sponsorship/Donations		232,639	371,153
Camping, Rents & Ground Fees		244,396	223,948
National Competitions		366,721	332,976
Product Sales		77,078	106,698
Investment Income		59,846	63,700
Other Income (Net)		429,934	228,176
<b>Total Income</b>		<b>4,579,201</b>	<b>3,771,216</b>
<b>Expenditure</b>			
High Performance Training & Management		828,536	504,162
Accommodation, Meals & Travel		194,423	163,389
Accounting		45,399	42,863
Audit Fees		23,703	26,812
Bad Debts		10,718	9,579
Bulletin Production Costs		343,926	340,892
Coaching Development & Management		17,287	120,772
Computer Expenses		66,846	77,634
Cost of Product Sales		54,941	70,355
Foreign Exchange Losses		2,131	-
FEl Subscriptions & Bulletins		14,786	26,102
Insurance		35,079	29,674
Interest Paid		3,729	-
International Events & Tours		792,996	246,912
Judicial & Legal		8,724	729
National Competition Costs		460,746	366,765
National Sport Development Projects		14,909	3,642
Occupancy Costs & Repairs		231,696	229,571
Personal Grants & Special Projects		214,672	270,203
Postage, Telephone & Courier		79,403	70,519
Promotion/Sponsorship Delivery		163,139	161,739
Salaries & Service Contracts		737,378	636,891
Selection		5,087	11,463
Stationery, Photocopy & Subs		38,021	37,415
Sundries		93,035	90,779
Technical Training & Support		64,582	46,707
		<b>4,545,892</b>	<b>3,585,569</b>
<b>Surplus before Depreciation</b>		<b>33,309</b>	<b>185,647</b>
Depreciation – Buildings & Leasehold Improvements		37,422	35,490
Depreciation – Plant & Office Equipment		42,773	48,473
Loss on Disposal – Buildings & Leasehold Improvements		1,323	-
Loss/(Profit) on Disposal – Plant & Office Equipment		(2,968)	1,549
<b>Operating Deficit for year/Operating Surplus last year</b>		<b>(45,241)</b>	<b>100,135</b>
New Life Memberships Received	4	3,809	6,889
<b>Net Deficit for year/Net Surplus last year</b>		<b>\$(41,432)</b>	<b>\$107,024</b>

## Statement of Movements in Equity

for the year ended 31st May 2011

Net Surplus for year	(41,432)	107,024
Equity at beginning of year	1,748,376	1,641,352
Equity at end of year	<b>\$1,706,944</b>	<b>\$1,748,376</b>

The Notes to the Financial Statements form part of the Financial Statements

# Financial Statements

## Equestrian Sports New Zealand Inc Statement of Financial Position

as at 31st May 2011

	Note	2011	2010
<b>Current Assets</b>			
Bank Current Accounts & Deposits		1,227,856	1,591,213
GST Refund Due		-	3,399
Accounts Receivable		404,174	259,038
Stock for Resale		56,782	65,531
		<u>1,688,812</u>	<u>1,919,181</u>
<b>Investments</b>			
Life Membership Fund Bank Deposits		195,110	195,311
<b>Fixed Assets</b>			
Buildings & Leasehold Improvements	5	747,843	645,217
Plant & Office Equipment	5	168,300	200,312
		<u>916,143</u>	<u>845,529</u>
<b>Total Assets</b>		<u>2,800,065</u>	<u>2,960,021</u>
<b>Current Liabilities</b>			
GST Payable		47,078	-
Accounts Payable	6	486,777	462,492
Unexpended SPARC Funding	2	127,727	437,204
Current Portion of Term Liabilities	7	13,729	-
Subscriptions & Registrations in Advance		317,810	311,949
		<u>993,121</u>	<u>1,211,645</u>
<b>Term Liabilities</b>			
Taupo Hunt Inc	7	100,000	-
<b>Net Assets</b>		<u>\$1,706,944</u>	<u>\$1,748,376</u>
<b>Represented by Members' Funds</b>			
Life Membership Funds	4	257,368	253,559
Accumulated Funds		1,449,576	1,494,817
<b>Total Members' Funds</b>		<u>\$1,706,944</u>	<u>\$1,748,376</u>



PRESIDENT  
J MILLAR CNZM



CHIEF EXECUTIVE  
J ELLIS

Authorised for issue on 3rd August 2011

# Notes to the Financial Statements

for the year ended 31st May 2011

## 1. STATEMENT OF ACCOUNTING POLICIES

### Reporting Entity

Equestrian Sports New Zealand Inc is an incorporated society established under the Incorporated Societies Act 1908. The financial statements comprise statements of: financial performance; movements in equity; financial position; accounting policies; as well as the notes to these statements.

The financial statements have been prepared in accordance with generally accepted accounting practice in New Zealand. They comply with approved Financial Reporting Standards (FRSs) and Statements of Standard Accounting Practice (SSAPs) as appropriate for entities that qualify for and apply differential reporting concessions.

The Financial Statements incorporate the following operating entities:

- The National Office of Equestrian Sports NZ (including High Performance activities)
- Dressage NZ (including National Championships)
- Endurance NZ
- Eventing NZ (including National Three Day Event Championships)
- Showjumping NZ
- National Equestrian Centres North Island and South Island

All inter-entity balances have been eliminated.

### Measurement Base

The accounting principles recognised as appropriate for the measurement and reporting of earnings on an historical cost basis are followed.

### Specific Accounting Policies

The following specific accounting policies that materially affect the measurement of financial performance and financial position have been applied:

#### a. Differential Reporting

Equestrian Sports New Zealand Inc qualifies for differential reporting as it is not publicly accountable and is not large. In preparing the Financial Statements to comply with differential reporting, Equestrian Sports New Zealand Inc has taken advantage of all available differential reporting exemptions except that the Financial Statements have been prepared on a GST exclusive basis, apart from Accounts Receivable and Accounts Payable which are disclosed inclusive of GST.

#### b. Income Recognition

- Members' Subscriptions and Horse Registrations Income is recognised on a "time to expiry" basis and the unexpired portion is recorded as Income in Advance.
- Grants received are recognised in operating revenue, unless specific conditions attach to a grant and repayment of the grant is required where these conditions are not met. In these cases, the grant is treated as a liability until the conditions are met.
- Donated assets are recorded at fair value.

#### c. Fixed Assets are recorded at cost less accumulated depreciation. Depreciation is charged so as to allocate the cost of fixed assets over their expected useful lives on a diminishing value basis. Useful lives of major asset categories are as follows:

- Building and Leasehold Improvements 10-40 years
- Plant and Office Equipment 3-10 years

#### d. Investments are recorded at cost.

#### e. Stock is recorded at the lower of cost or net realisable value, using the "first in first out" method.

#### f. Accounts Receivable are recorded at expected realisable value.

#### g. Operating Lease Payments are recorded in the Statement of Financial Performance in equal instalments of the term of the lease.

#### h. Equestrian Sports New Zealand Inc is exempt from Income Tax in terms of Section CW 46 of the Income Tax Act 2007.

### Changes in Accounting Policies

There have been no changes in accounting policies that materially affect the Financial Statements.



# Notes to the Financial Statements

for the year ended 31st May 2011

## 2. SPARC FUNDING

Unexpended funds represent Academy and High Performance Funds received, but not yet expended for the purpose for which they were granted.

Costs are charged to the fund as they are incurred. Some costs recorded in this manner, may relate to services or events yet to occur.

	2011	2010
Opening Balance of Unexpended Funds	437,203	388,767
SPARC funds received during year	1,084,315	794,167
	1,521,518	1,182,934
Less SPARC funds recognised during year	1,393,792	745,731
Closing Balance of Unexpended Funds	<u>\$127,726</u>	<u>\$437,203</u>

## 3. INDEPENDENT TRUST FUNDS

	Nimmon Fund	Norwood Trust	J N Lowry	W R Duncan	2011	2010
Opening Balance	32,874	4,000	685	22,000	59,559	58,136
Add:						
Interest Earned	1,600	-	-	1,122	2,722	2,413
	<u>34,474</u>	<u>4,000</u>	<u>685</u>	<u>23,122</u>	<u>62,281</u>	<u>60,549</u>
Less:						
Grants	-	-	-	1,122	1,122	990
Closing Balance	<u>\$34,474</u>	<u>\$4,000</u>	<u>\$685</u>	<u>\$22,000</u>	<u>\$61,159</u>	<u>\$59,559</u>
Represented by:						
National Bank Term Deposit	34,474	-	685	22,000	57,159	55,559
Scannel Hardy Contributory Mortgage	-	4,000	-	-	4,000	4,000
	<u>\$34,474</u>	<u>\$4,000</u>	<u>\$685</u>	<u>\$22,000</u>	<u>\$61,159</u>	<u>\$59,559</u>

Independent Trust Funds are administered but not controlled by Equestrian Sports NZ. The assets of these funds do not form part of the assets of Equestrian Sports New Zealand Inc.

**Nimmon Fund** – Established in 1983 with a bequest of \$15,000 and is under the control of three independent trustees. Income is allocated, on application, to promising young showjumping riders.

**Norwood Trust** – Established in 1967. Income goes towards the prize money for the Norwood Gold Cup competition at the Horse of the Year Show.

**J N Lowry** – Established in 1962. Income goes towards providing the Lowry Medallion, which is awarded to the rider gaining the most points over the Horse of the Year Show.

**W R Duncan Fund** – Established in 1989 with a bequest of \$15,000. Subsequently the balance in the European Tour Fund and a bequest from the Estate of J J van Loghem, have been added to the fund to bring it to a total of \$22,000. Income is allocated in rotation (this year Showjumping, last year Endurance, next year Dressage) to each of the Disciplines, to be used for the training of technical officials.

## 4. LIFE MEMBERS' FUNDS

	2011	2010
Opening Balance 1st June 2010	253,559	246,670
Add:		
New Life Memberships Received	3,809	6,889
	<u>\$257,368</u>	<u>\$253,559</u>
Represented by:		
Debentures	281	482
National Bank Term Deposit	194,829	194,829
ESNZ Central borrowings	3,288	(722)
Equestrian Centre Investments	58,970	58,970
	<u>\$257,368</u>	<u>\$253,559</u>

# Notes to the Financial Statements

for the year ended 31st May 2011

## 5. FIXED ASSETS

	Cost	Accm Depreciation	2011 Book Value	2010 Book Value
Buildings and Leasehold Improvements	1,230,532	482,689	747,843	645,217
Plant and Office Equipment	631,425	463,125	168,300	200,312
	<u>\$1,861,957</u>	<u>\$945,814</u>	<u>\$916,143</u>	<u>\$845,529</u>

## 6. ACCOUNTS PAYABLE

	2011	2010
SPARC High Performance related payables	78,813	56,994
Unexpended Other Grant and Tour Funds	117,684	68,704
Trade Payables	290,280	336,794
	<u>\$486,777</u>	<u>\$462,492</u>

Unexpended Other Grant and Tour Funds represent the balance of funding received from Community and Gaming Trusts, and Tour Fund Levies, not yet expended for the purpose for which it was received.

Gross Funding Received NZ Community Trust for Salary Support – Nil (2010 \$100,000)

## 7. LOANS

	2011	2010
Taupo Hunt Inc		
Amount due within one year	13,729	-
Amounts due beyond one year	100,000	-
	<u>\$113,729</u>	<u>\$ -</u>

Loan made to National Equestrian Centre – Taupo for the construction of a new residence.

Security – Guarantee of Equestrian Sports New Zealand Inc.

Term – 11 years from 18th October 2010

Interest rate – Fixed annually at 1% above the BNZ 12 month deposit rate for the equivalent amount.

Interest calculated at 5.5 % simple interest on the opening balance.

## 8. RELATED PARTY TRANSACTION

There are no material related party transactions during the year. (2010 Nil)

## 9. CAPITAL COMMITMENTS

There are no material capital commitments at balance date. (2010 Nil )

## 10. CONTINGENT LIABILITIES

There are no contingent liabilities at year end (2010 Nil)

## 11. OPERATING LEASE COMMITMENTS

	2011	2010
ESNZ Central		
Premises at Church St, Wellington		
Renewal Date – 31st January 2012	Current Rental \$76,797 pa	
Rights of Renewal – 1 of 3 years		
Amounts due within one year	51,198	76,797
Amounts due beyond one year	-	51,198
	<u>\$51,198</u>	<u>\$127,995</u>

# Notes to the Financial Statements

for the year ended 31st May 2011

## 11. OPERATING LEASE COMMITMENTS (CONTINUED)

	2011	2010
ESNZ Central		
Lease of conference phone from Connect Capital Ltd		
Renewal Date – 28th April 2012	Current Rental \$2,784 pa	
Amounts due within one year	2,552	2,784
Amounts due beyond one year	-	2,552
	<u>\$2,552</u>	<u>\$5,336</u>
National Equestrian Centre, Taupo		
Lease of 56.52 ha at Rapids Road, Aratiatia from Department of Conservation		
Renewal Date – 1st January 2041	Current Rental \$8,000 pa	
Rights of Renewal – Perpetual 33 year terms		
Amounts due within one year	8,000	8,000
Amounts due beyond one year	228,667	236,667
	<u>\$236,667</u>	<u>\$244,667</u>
National Equestrian Centre, Taupo		
Lease of Xerox 235 DocuCenter Printer/Photocopier from Fuji Xerox Finance Ltd		
Renewal Date – 13th August 2010	Current Rental \$1,012 pa	
Amounts due within one year	-	169
Amounts due beyond one year	-	-
	<u>\$ -</u>	<u>\$169</u>
National Equestrian Centre, Christchurch		
Lease of 74.35 ha at McLeans Island, Christchurch from Canterbury Regional Council		
Renewal Date – 1st January 2022	Current Rental \$13,300 pa	
Next Review – 1st January 2012		
Rights of Renewal – Perpetual		
Amounts due within one year	13,300	13,300
Amounts due beyond one year	127,458	140,758
	<u>\$140,758</u>	<u>\$154,058</u>



# Representative Honours

THE FOLLOWING TEAMS AND INDIVIDUALS WERE SELECTED TO REPRESENT NEW ZEALAND IN 2010/2011

## **2010 WORLD EQUESTRIAN GAMES TEAM, KENTUCKY, U.S.A**

### **EVENTING TEAM**

- ▶ Clarke Johnstone & Orient Express = 13th
- ▶ Andrew Nicholson & Nereo won individual bronze
- ▶ Caroline Powell & Mac MacDonald = 22nd
- ▶ Mark Todd & NZB Grass Valley = 11th
- ▶ Jonathan Paget & Clifton Promise = 7th (individual rider)

The Eventing Team won team bronze

Andrew Nicholson won an individual bronze medal

### **SHOWJUMPING TEAM**

- ▶ Maurice Beatson & Apollo Van Evendael = 111th
- ▶ Samantha McIntosh & Loxley 38 = 59th
- ▶ Katie McVean & Dunstan Delphi = 38th
- ▶ Guy Thomas & Peterbilt (did not finish)

The Showjumping Team was placed 21st

### **ENDURANCE TEAM**

- ▶ Jenny Chandler & Lace and Fineness (vetted out)
- ▶ Alison Higgins & Twynham El Omar = 26th
- ▶ Debby Worsfold & Bradley McGregor (vetted out)

## **2010 YOUTH OLYMPIC GAMES, SINGAPORE**

- ▶ Jake Lambert

The Australasian Team won team silver

## **DRESSAGE INTERNATIONAL DERBY TEAM, SYDNEY, AUSTRALIA**

- ▶ Christine Weal
- ▶ Vanessa Way

The Team competition was won by New Zealand

## **ENDURANCE TRANS-TASMAN, PLEASANT POINT, AUSTRALIA**

### **SENIOR TRANS-TASMAN TEAM**

- ▶ Katy Anscombe (Res)
- ▶ Braden Cameron
- ▶ Helen Graham

### **JUNIOR TRANS-TASMAN TEAM**

- ▶ Renee Faulkner
- ▶ Leanne Ireland
- ▶ Emma Mason
- ▶ Georgia Smith

## **SHOWJUMPING YOUNG RIDER TRANS-TASMAN TEAM, YOUNG HORSE SHOW, TAUPO**

- ▶ Chloe Akers
- ▶ Stephanie Anderson
- ▶ Rachael Bentall
- ▶ Mathew Dickey

## **SHOWJUMPING FEI CHILDREN'S COMPETITION TEAM, FOXTON**

- ▶ Harry Duncan & Chocolate Splash
- ▶ Emma Thurlow & I'm Ollie
- ▶ Lily Tootill & Millbrook
- ▶ Rebecca Van Tiel & Guthrie

## **SHOWJUMPING HORSE OF THE YEAR SENIOR CHALLENGE TEAM**

- ▶ Lucy Akers & Tinapai
- ▶ Chris Harris & Zilco Te Peka Luciano
- ▶ Katie McVean & Dunstan Daffodil
- ▶ Philip Steiner & Annandale Oneline NZPH



EQUESTRIANSPORTS  
NEW ZEALAND

ESNZ wishes to acknowledge and thank the following for their assistance with the Annual Report 2011

- ▶ All the photographers whose photos have kindly been used in the report
- ▶ Design & Production – Denise Thomson at Bite Design
- ▶ Printing by Printlink
- ▶ Mark King at Strettons & Co, Chartered Accountants

Cover: Clark Johnstone and Orient Express at the 2011 FEI Eventing World Cup, at Kihikihi (Photo: Libby Law)





EQUESTRIANSPORTS  
NEW ZEALAND

[www.nzequestrian.org.nz](http://www.nzequestrian.org.nz)

Equestrian Sports New Zealand Inc, PO Box 6146, Wellington 04 499 8994 [nzef@nzequestrian.org.nz](mailto:nzef@nzequestrian.org.nz)